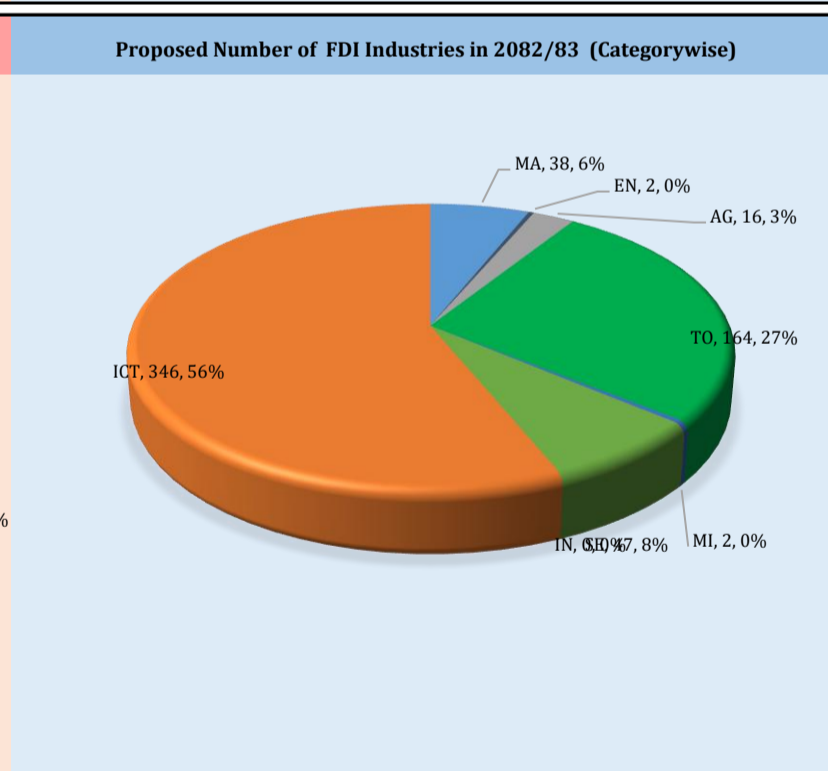
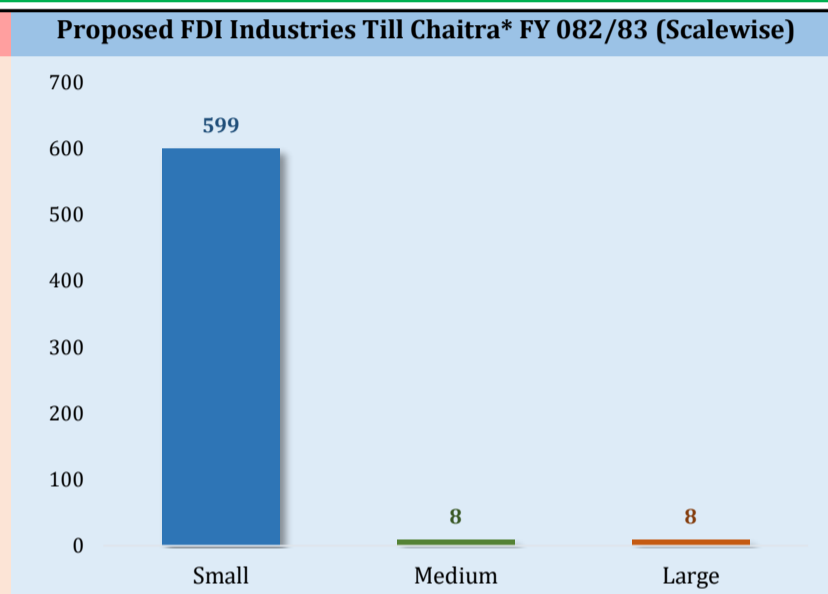
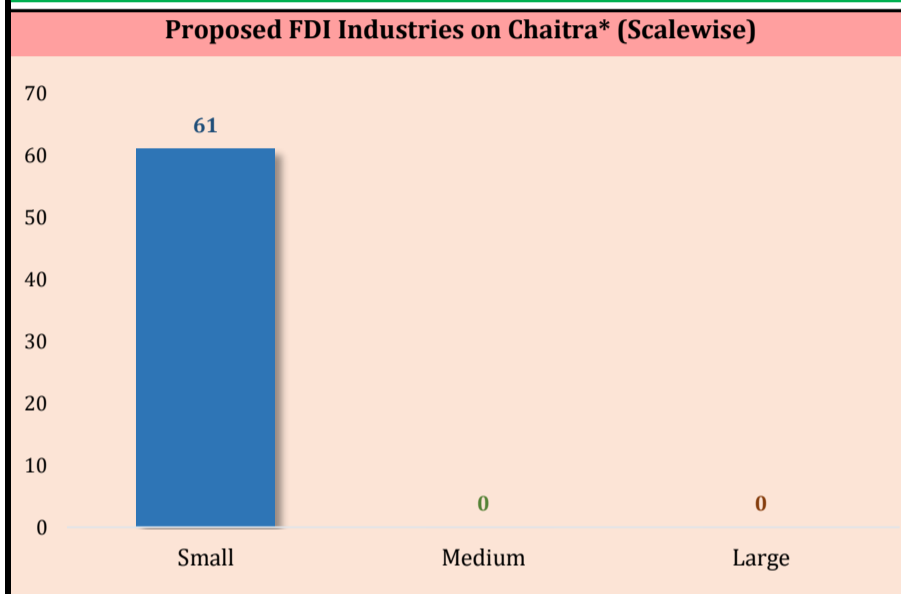




Monthly Report of Foreign Direct Investment Approval of Chaitra

Details	Details of Chaitra*	FY 2082/83 (Shrawan-Chaitra**)
a. Foreign Direct Investment Approval Details		
1. FDI Approval Through AR (Nos.)	49	426
Commitment (Nrs.)	660,800,000.00	4,098,736,000.00
2. FDI Through Approval Route (Nos.)	12	189
Commitment (Nrs.)	468,400,000.00	37,699,844,252.00
Total Number of FDI(Approval+AR)	61	615
Total FDI Commitment (Nrs.)	1,129,200,000.00	41,798,580,252.00
3. SPA/SSA*** Approvals (Nos)	4	42
Commitment Amount (Nrs.)	5,140,500,000.00	10,945,480,614.51
4. TTA*** Approvals (Nos.)	4	38
b. Committed Employment (Persons)		
	640	22316



MA: Manufacturing, EN: Energy, AG:Agro, TO:Tourism, MI:Mineral, SE:Service, IN: Infrastructure, ICT:IC, Amount in Million.



Government of Nepal

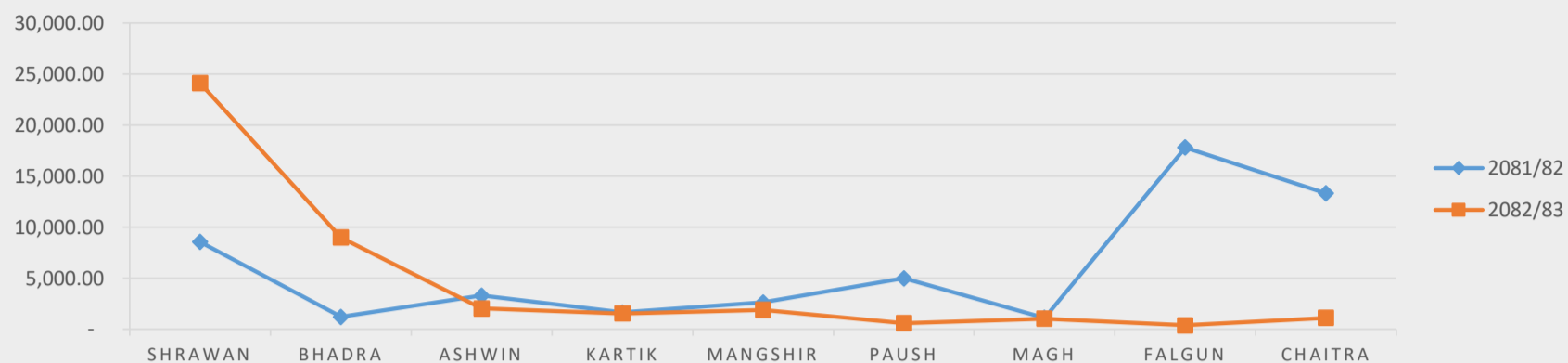
Ministry of Industry, Commerce and Supplies

Department of Industry

(Foreign Investment & Technology Transfer Section)

Monthly Report of Foreign Direct Investment Approval of Chaitra

Comparative Trend of FDI of FY 2080/81 & 081/82 (Millions)



Visa Recommendations	2082Chaitra	FY 2081/82 (Shrawan-Chaitra)	FY 2082/83 (Shrawan-Chaitra)
Business Visa			
Investor	137	2555	1596
Representatives	34	297	254
Dependent	140	777	611
NT Visa			
Advertisement	6	63	41
Technology Transfer Agreement	1	15	7

Repatriation Amount	Chaitra	FY 2081/82 (Shrawan-Chaitra)	FY 2082/83 (Shrawan-Chaitra)
Royalty			
NRS	214,876,234.30	1,472,022,989.85	4,759,479,580.46
USD	138,397.74	9,324,730.43	1,044,627.05
INR	14,017,563.99	383,554,517.27	335,684,003.17
EURO	-	61,431.08	-

Dividend	Chaitra	FY 2081/82 (Shrawan-Chaitra)	FY 2082/83
NRS	284,727,670.92	9,499,695,989.53	16,817,970,815.17
Service Fee			
NRS	14,718,918.00	-	115,041,984.00
USD	-	-	335,691.72
INR	5,767,721.75	-	60,868,481.62
EURO	-	-	263,220.60
AUD	-	-	-
JPY	-	-	-

Number of FDIs in 2082/83* (by Category)

S.N.	Industry Catagories	No. of Project	Commitment
1	Manufacturing (उत्पादनमुलक)	38	2,545,644,252.00
2	Energy (उर्जामूलक)	2	234,250,000.00
3	Agro and Forestry Based(कृषि मुलक)	16	22,088,000,000.00
4	Tourism (पर्यटनमुलक)	164	11,462,050,000.00
5	Mineral (खनिज)	2	115,000,000.00
6	Service (सेवामुलक)	47	3,896,400,000.00
7	Infrastructure (पूर्वाधारमुलक)	0	-
8	ICT (सूचनाप्रविधिमुलक)	346	1,457,236,000.00
Total		615	41,798,580,252.00

* Chaitra : March 15, 2026 to April 13, 2026

**FY 2082/83 : July 17, 2025 to April 13, 2026

***SPA: Share Purchase Agreement / SSA: Share Subscription Agreement / TTA: Technology Transfer Agreement/

AR: Automatic Route