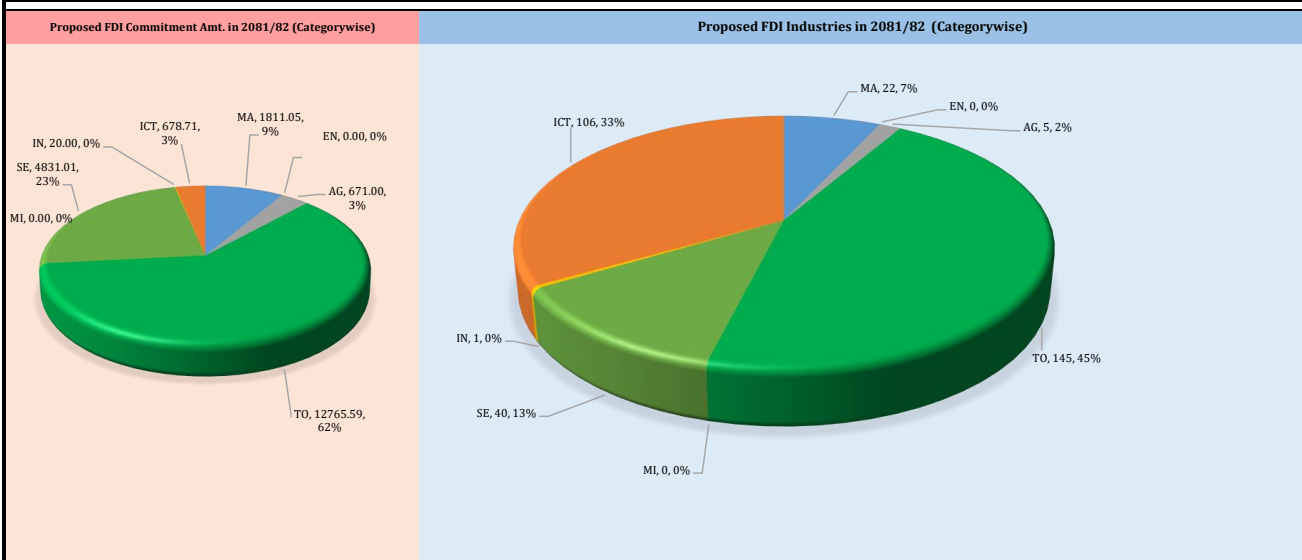
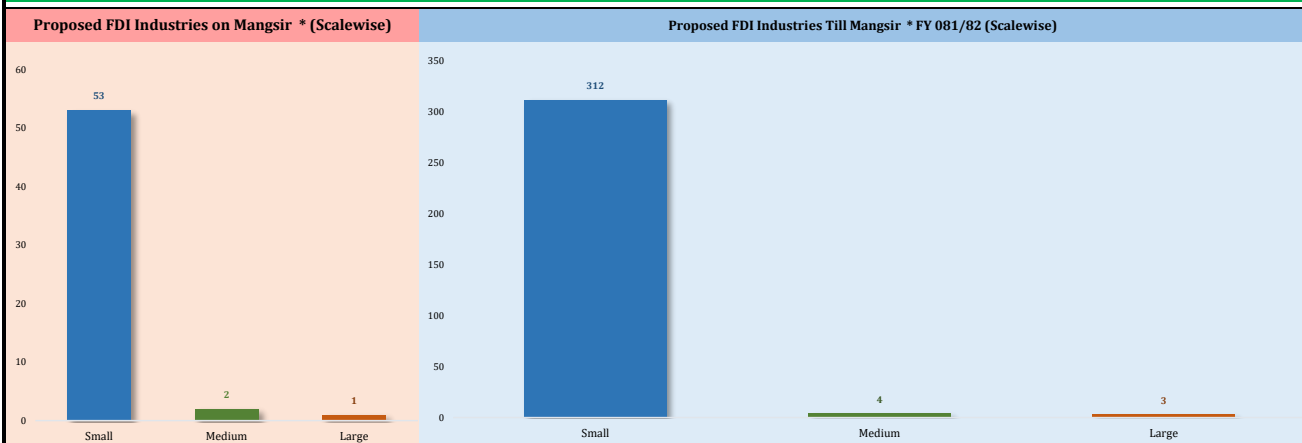




**Monthly Report of Foreign Direct Investment Approval of Mangsir**

Details	Details of Mangsir *	FY 2081/82 (Shrawan-Mangsir **)	From Beginning to Mangsir Last
<b>a. Foreign Direct Investment Approval Details</b>			
1. FDI Approval Through AR (Nos.)	29	138	277
Commitment (Nrs.)	502,750,000.00	2,130,107,000.00	10,246,337,000.00
2. FDI Through Approval Route (Nos.)	27	181	6441
Commitment (Nrs.)	1,609,500,000.00	18,647,256,400.00	530,293,523,705.00
<b>Total Number of FDI(Approval+AR)</b>	<b>56</b>	<b>319</b>	<b>6718</b>
<b>Total FDI Commitment (Nrs.)</b>	<b>2,112,250,000.00</b>	<b>20,777,363,400.00</b>	<b>540,539,860,705.00</b>
3. SPA/SSA*** Approvals (Nos)	2	27	-
Commitment Amount (Nrs.)	405,100,000.00	1,541,215,850.00	-
4. TTA*** Approvals (Nos.)	9	22	-
<b>b. Committed Employment (Persons)</b>			
	1363	9206	337514

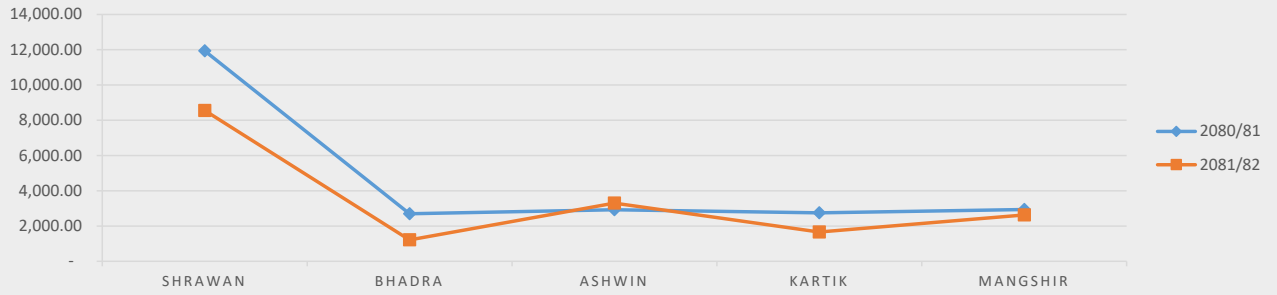


MA: Manufacturing, EN: Energy, AG:Agro, TO:Tourism, MI:Mineral, SE:Service, IN: Infrastructure, ICT:IC, Amount in Lakh.



Government of Nepal

Ministry of Industry, Commerce and Supplies

**Department of Industry****(Foreign Investment & Technology Transfer Section)****Monthly Report of Foreign Direct Investment Approval of Mangsir****Comparative Trend of FDI of FY 2080/81 & 081/82 (Millions)**

Visa Recommendations	2081Mangsir	FY 2080/81 (Shrawan-Mangsir )	FY 2081/82 (Shrawan-Mangsir )
<b>Business Visa</b>			
Investor	384	1200	1782
Representatives	34	141	178
Dependent	95	360	395
<b>NT Visa</b>			
Advertisement	-	44	36
Technology Transfer Agreement	-	9	9

Repatriation Amount	Mangsir	FY 2080/81 (Shrawan-Mangsir )	FY 2081/82 (Shrawan-Mangsir )
<b>Royalty</b>			
NRS	-	748,667,589.64	382,254,729.68
USD	135,718.05	591,468.66	951,240.01
INR	-	192,025,001.96	200,501,128.42
EURO	-	-	10,200.00

Dividend	Mangsir	FY 2080/81 (Shrawan-Mangsir )	FY 2081/82 (Shrawan-Mangsir )
NRS	787,559,880.00	1,410,688,233.78	851,602,338.05

Service Fee	Mangsir	FY 2081/82 (Ashwin)
NRS	-	380,868,167.71
USD	-	2,868,644.03
INR	733,606.00	58,349,523.20
EURO	-	-
GBP	-	-
JPY	-	-

**Number of FDIs in 2081/82\* (by Category)**

S.N.	Industry Catagories	No. of Project	Commitment
1	Manufacturing (उत्पादनमूलक)	22	1,811,050,200.00
2	Energy (उर्जामूलक)	0	-
3	Agro and Forestry Based (कृषि मूलक)	5	671,000,000.00
4	Tourism (पर्यटनमूलक)	145	12,765,590,000.00
5	Mineral (खनिज)	0	-
6	Service (सेवामूलक)	40	4,831,010,000.00
7	Infrastructure (पूवाधारमूलक)	1	20,000,000.00
8	ICT (सूचनाप्रविधिमूलक)	106	678,713,200.00
<b>Total</b>		<b>319</b>	<b>20,777,363,400.00</b>

\* Mangsir : November 16, 2024 to December 15, 2024

\*\*FY 2081/82 : November 16, 2024 to December 15, 2024

\*\*\*SPA: Share Purchase Agreement / SSA: Share Subscription Agreement / TTA: Technology Transfer Agreement/

AR: Automatic Route