



Government of Nepal

Ministry of Industry, Commerce and Supplies

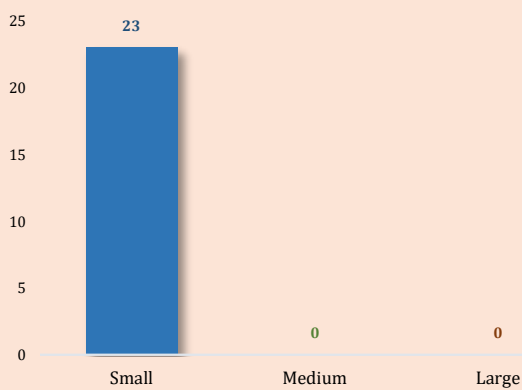
Department of Industry

(Foreign Investment & Technology Transfer Section)

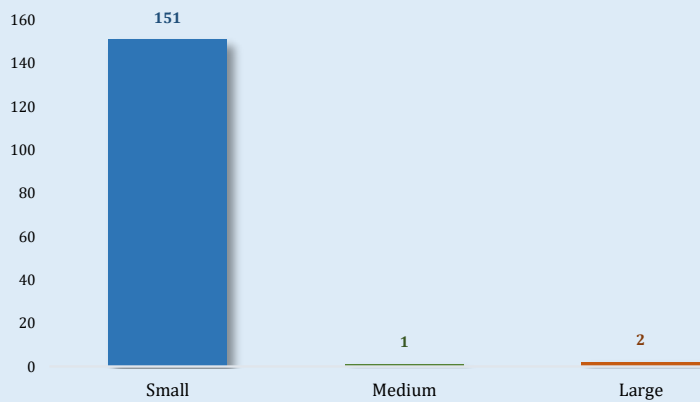
Monthly Report of Foreign Direct Investment Approval of Kartik

Details	Details of Kartik*	FY 2081/82 (Shrawan-Kartik**)	From Beginning to Kartik Last
a. Foreign Direct Investment Approval Details			
1. FDI Approval Through AR (Nos.)	36	109	248
Commitment (Nrs.)	613,796,800.00	1,627,357,000.00	9,743,587,000.00
2. FDI Through Approval Route (Nos.)	23	154	6421
Commitment (Nrs.)	1,610,000,000.00	17,037,756,400.00	528,931,233,705.00
3. SPA/SSA*** Approvals (Nos)	1	25	9
Commitment Amount (Nrs.)	20,000,000.00	1,136,115,850.00	519853350
4. TTA*** Approvals (Nos.)	3	13	5
b. Committed Employment (Persons)			
	1124	7667	337288

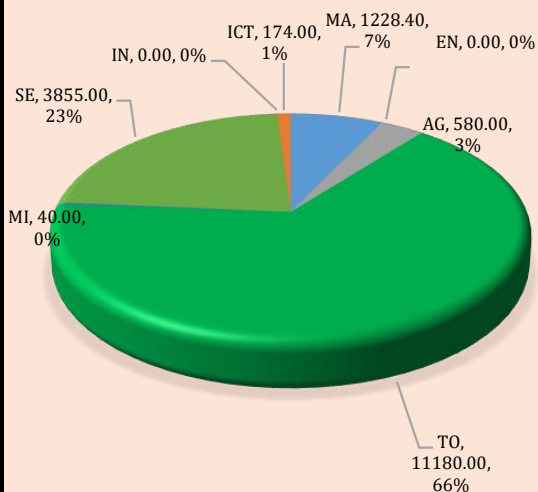
Proposed FDI Industries on Kartik* (Scalewise)



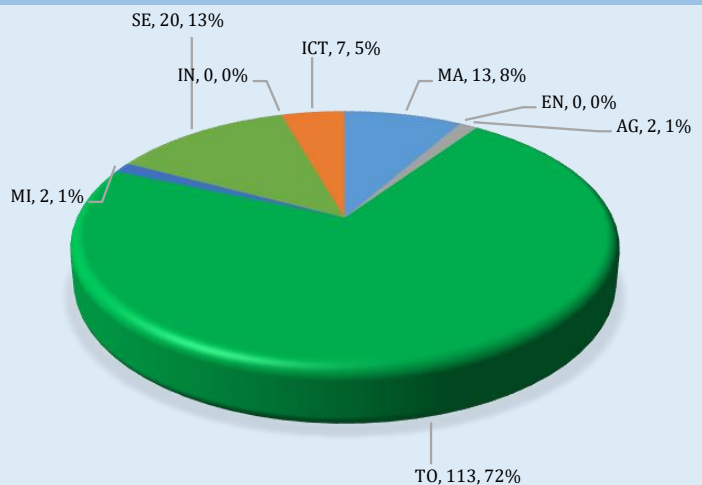
Proposed FDI Industries Till Kartik* FY 081/82 (Scalewise)



Proposed FDI Commitment in 2081/82 (Categorywise)



Proposed FDI Industries in 2081/82 (Categorywise)



MA: Manufacturing, EN: Energy, AG:Agro, TO:Tourism, MI:Mineral, SE:Service, IN: Infrastructure, ICT:ICT



Government of Nepal

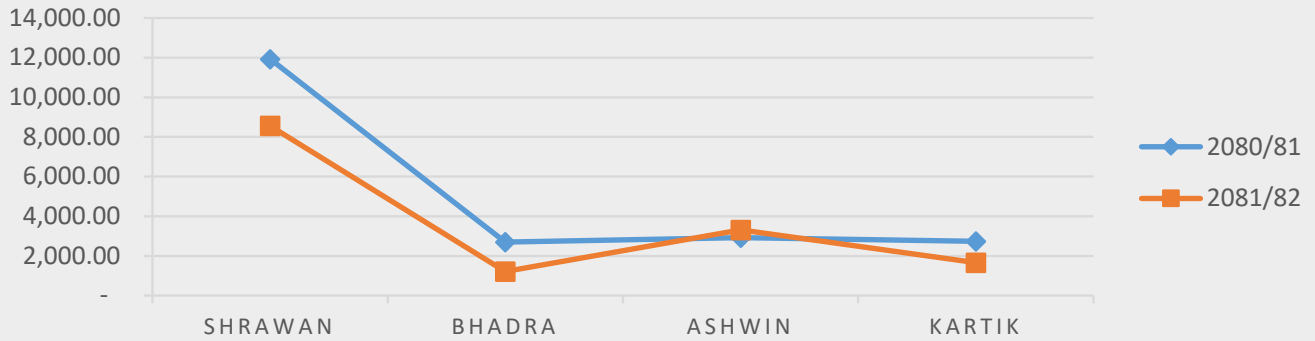
Ministry of Industry, Commerce and Supplies

Department of Industry

(Foreign Investment & Technology Transfer Section)

Monthly Report of Foreign Direct Investment Approval of Kartik

Comparative Trend of FDI of FY 2080/81 & 081/82 (Millions)



Visa Recommendations	2081Kartik	FY 2080/81 (Shrawan-Kartik)	FY 2081/82 (Shrawan-Kartik)
Business Visa			
Investor	198	1005	1020
Representatives	36	117	205
Dependent	55	279	332
NT Visa			
Advertisement	9	37	55
Technology Transfer Agreement	3	8	16
Repatriation Amount	Kartik	FY 2080/81 (Shrawan-Kartik)	FY 2081/82 (Shrawan-Kartik)
Royalty			
NRS	-	748,667,589.64	382,254,729.68
USD	-	591,468.66	815,521.96
INR	194,586,784.37	192,025,001.96	200,501,128.42
EURO	-	-	10,200.00
Dividend			
NRS	-	1,410,688,233.78	64,042,458.05
Service Fee	Kartik	FY 2081/82 (Ashwin)	
NRS	-	-	380,868,167.71
USD	-	-	2,868,644.03
INR	-	-	57,615,917.20
EURO	-	-	-
GBP	-	-	-
JPY	-	-	-



Government of Nepal

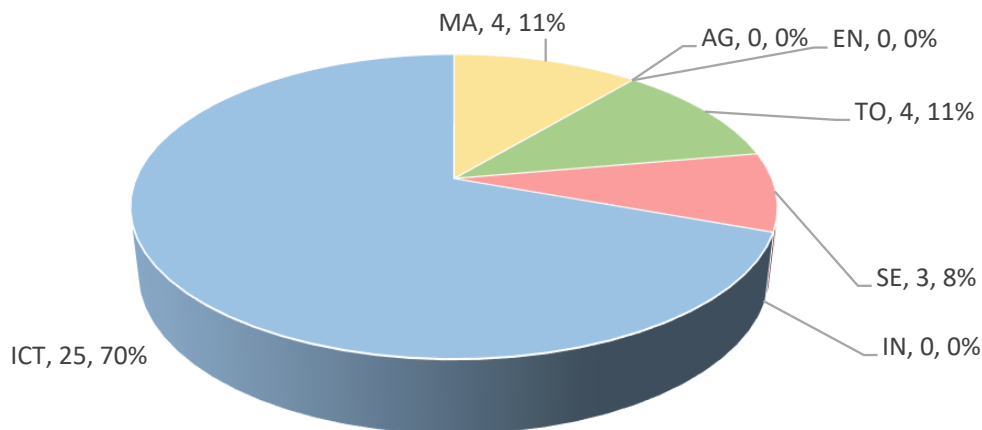
Ministry of Industry, Commerce and Supplies

Department of Industry

(Foreign Investment & Technology Transfer Section)

Monthly Report of Foreign Direct Investment Approval of Kartik

Proposed FDI Industries Through AR Kartik* (Categorywise)



FDI through Automatic Route 2081/82*

S.N.	Industry Categories	Small Project	Commitment
1	Manufacturing (उत्पादनमुलक)	6	355,000,200.00
2	Energy (उर्जामूलक)	0	-
3	Agro and Forestry Based (कृषि मुलक)	0	-
4	Tourism (पर्यटनमुलक)	13	420,090,000.00
5	Service (सेवामुलक)	8	380,000,000.00
6	Infrastructure (पूर्वाधारमुलक)	2	40,010,000.00
7	ICT (सूचनाप्रविधिमुलक)	80	432,256,800.00
Total		109	1,627,357,000.00

* Kartik : October 17, 2024 to November 15, 2024

**FY 2081/82 : July 16, 2024 to November 15, 2024

***SPA: Share Purchase Agreement / SSA: Share Subscription Agreement / TTA: Technology Transfer Agreement/
AR: Automatic Route