



Government of Nepal

Ministry of Industry, Commerce and Supplies

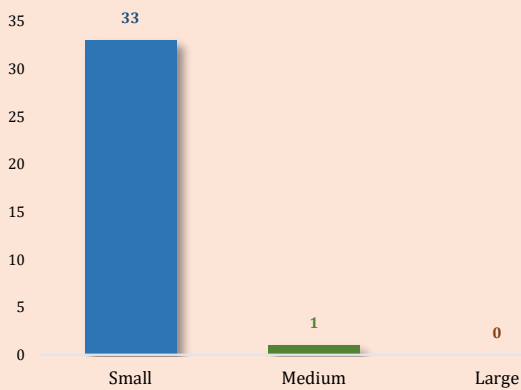
Department of Industry

(Foreign Investment & Technology Transfer Section)

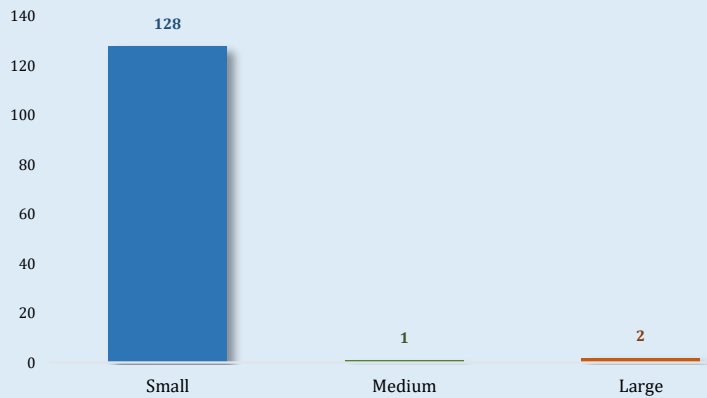
Monthly Report of Foreign Direct Investment Approval of Ashwin

Details	Details of Ashwin*	FY 2081/82 (Shrawan-Ashwin* *)	From Beginning to Ashwin Last
a. Foreign Direct Investment Approval Details			
1. FDI Approval Through AR (Nos.)	21	73	212
Commitment (Nrs.)	151,000,000.00	1,013,560,200.00	9,129,790,200.00
2. FDI Through Approval Route (Nos.)	34	131	6398
Commitment (Nrs.)	3,305,356,400.00	15,427,756,400.00	527,321,233,705.00
3. SPA/SSA*** Approvals (Nos)	8	24	8
Commitment Amount (Nrs.)	519,853,350.00	1,116,115,850.00	519853350
4. TTA*** Approvals (Nos.)	2	10	2
b. Committed Employment (Persons)			
	1540	6543	336164

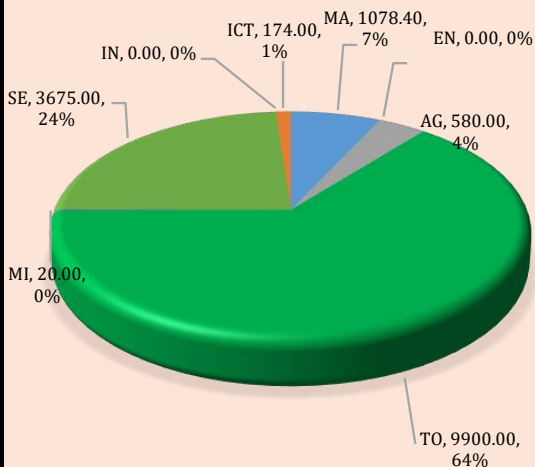
Proposed FDI Industries on Ashwin* (Scalewise)



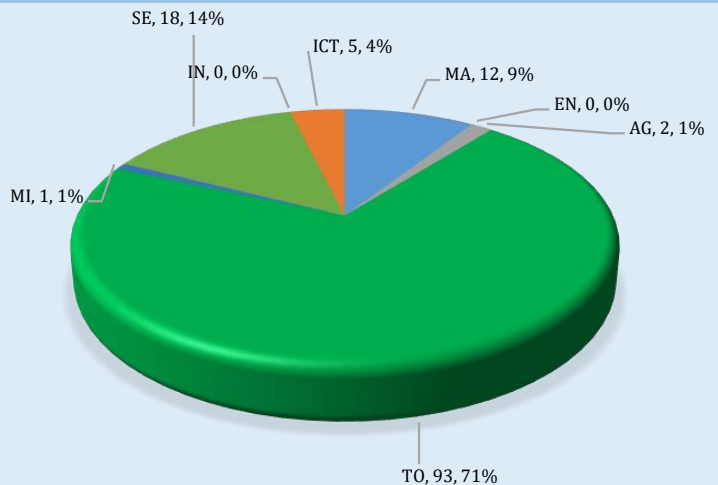
Proposed FDI Industries Till Ashwin* FY 081/82 (Scalewise)



Proposed FDI Commitment in 2081/82 (Categorywise)



Proposed FDI Industries in 2081/82 (Categorywise)



MA: Manufacturing, EN: Energy, AG:Agro, TO:Tourism, MI:Mineral, SE:Service, IN: Infrastructure, ICT:ICT



Government of Nepal

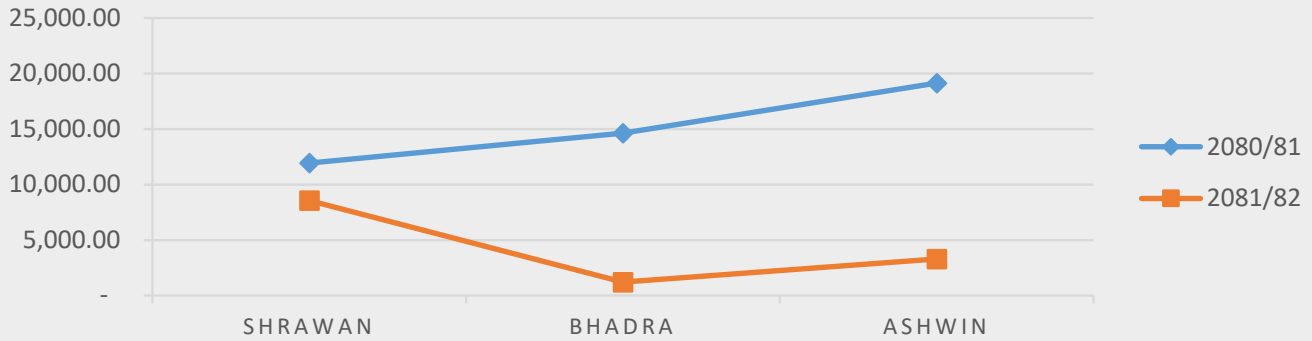
Ministry of Industry, Commerce and Supplies

Department of Industry

(Foreign Investment & Technology Transfer Section)

Monthly Report of Foreign Direct Investment Approval of Ashwin

Comparative Trend of FDI of FY 2080/81 & 081/82 (Millions)



Visa Recommendations	2081Ashwin	FY 2080/81 (Shrawan-Ashwin)	FY 2081/82 (Shrawan-Ashwin)
Business Visa			
Investor	222	781	822
Representatives	33	86	169
Dependent	85	226	277
NT Visa			
Advertisement	7	30	46
Technology Transfer Agreement	3	7	13

Repatriation Amount	Ashwin	FY 2080/81 (Shrawan-Ashwin)	FY 2081/82 (Shrawan-Ashwin)
Royalty			
NRS	30,784,772.92	636,482,028.77	382,254,729.68
USD	547,729.71	482,036.80	815,521.96
INR	2,168,276.05	127,596,434.90	5,914,344.05
EURO	-	-	10,200.00
Dividend			
NRS	3,040,000.00	262,109,601.73	67,082,458.05

Service Fee	Ashwin	FY 2081/82 (Ashwin)	
NRS	441,087.10	-	380,868,167.71
USD	134,438.66	-	2,868,644.03
INR	44,562,088.95	-	57,615,917.20
EURO	-	-	-
GBP	-	-	-
JPY	-	-	-



Government of Nepal

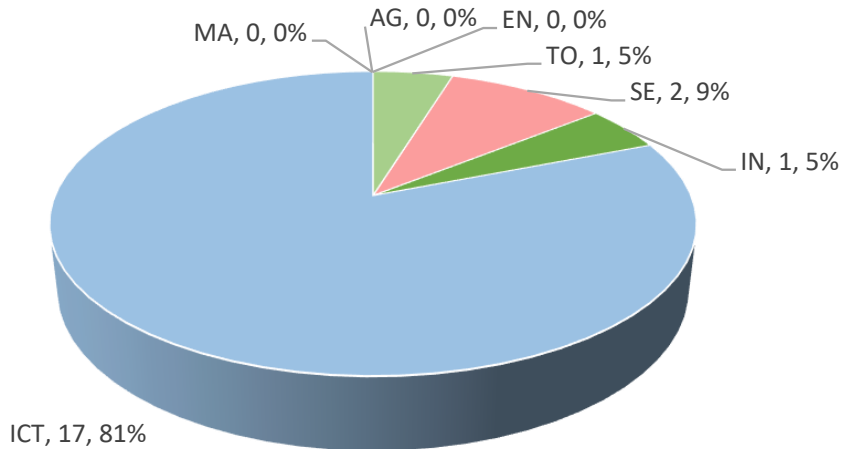
Ministry of Industry, Commerce and Supplies

Department of Industry

(Foreign Investment & Technology Transfer Section)

Monthly Report of Foreign Direct Investment Approval of Ashwin

Proposed FDI Industries Through AR Ashwin* (Categorywise)



FDI through Automatic Route 2081/82*

S.N.	Industry Categories	Small Project	Commitment
1	Manufacturing (उत्पादनमुलक)	2	75,000,200.00
2	Energy (उर्जामूलक)	0	-
3	Agro and Forestry Based (कृषि मुलक)	0	-
4	Tourism (पर्यटनमुलक)	9	320,000,000.00
5	Service (सेवामुलक)	5	280,000,000.00
6	Infrastructure (पूर्वाधारमुलक)	2	40,010,000.00
7	ICT (सूचनाप्रविधिमुलक)	55	298,550,000.00
Total		73	1,013,560,200.00

* Ashwin : September 17, 2024 to October 16, 2024

**FY 2081/82 : July 16, 2024 to October 16, 2024

***SPA: Share Purchase Agreement / SSA: Share Subscription Agreement / TTA: Technology Transfer Agreement/
AR: Automatic Route