

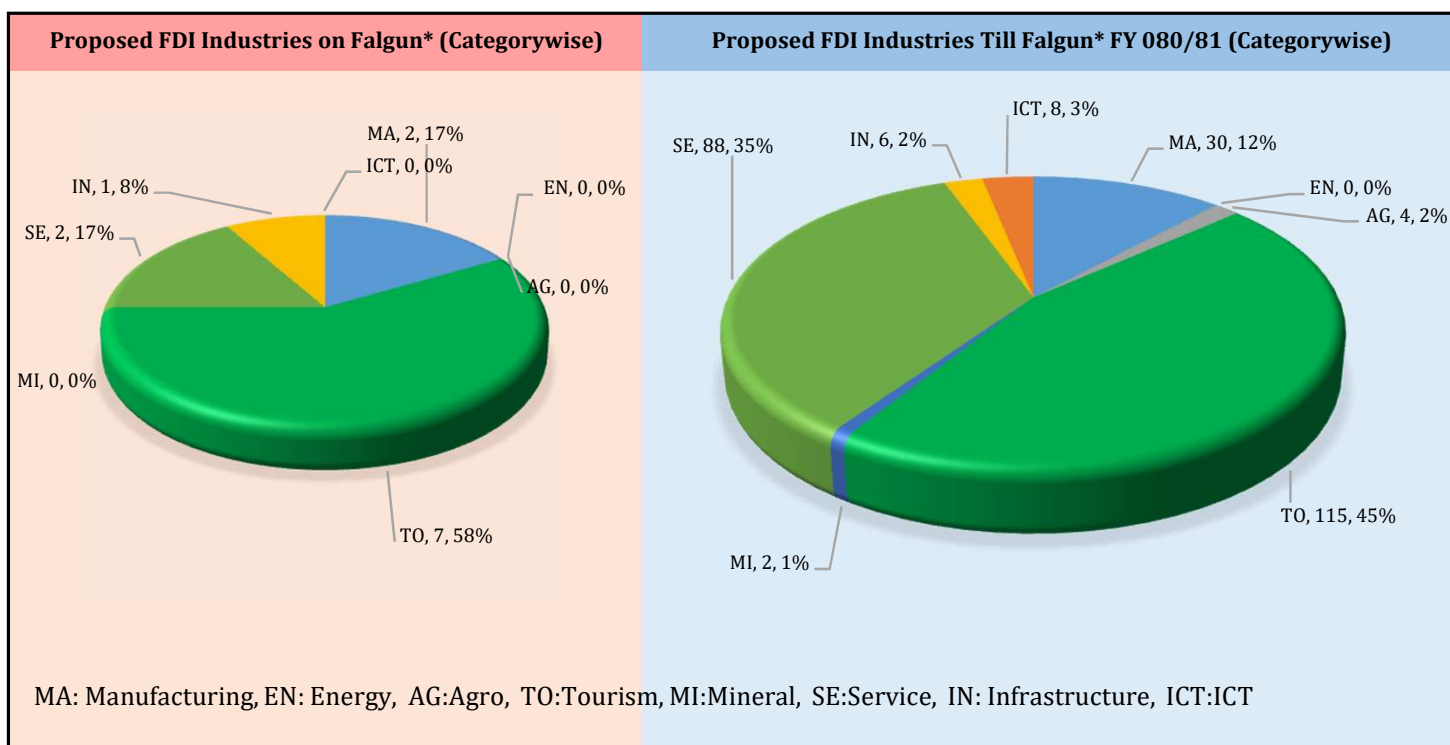
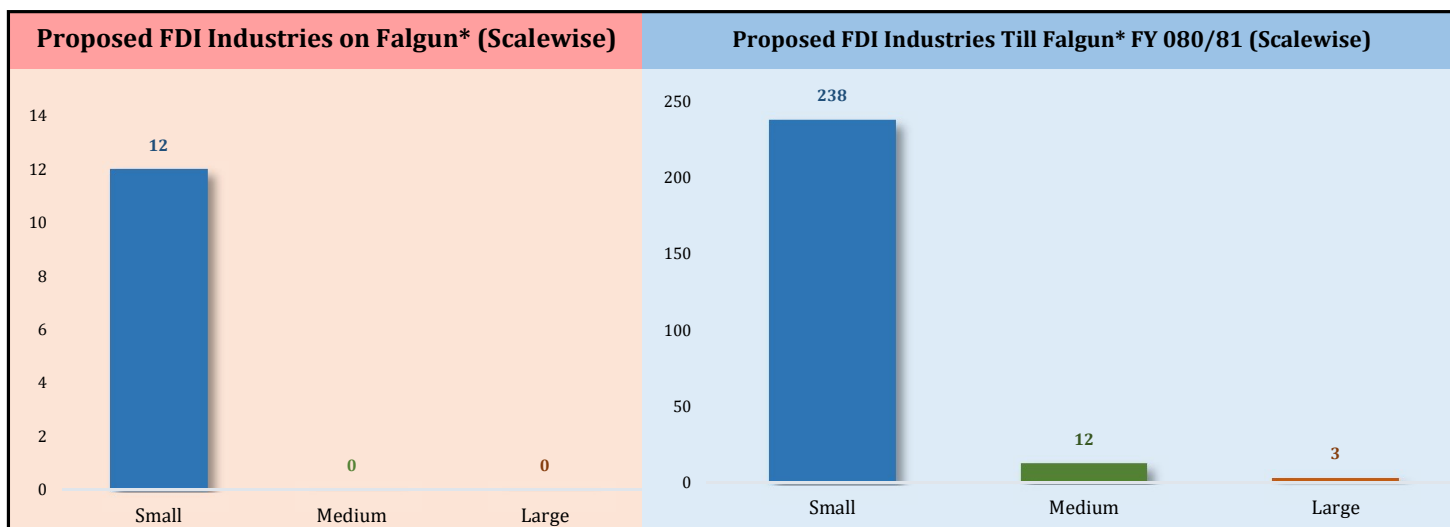


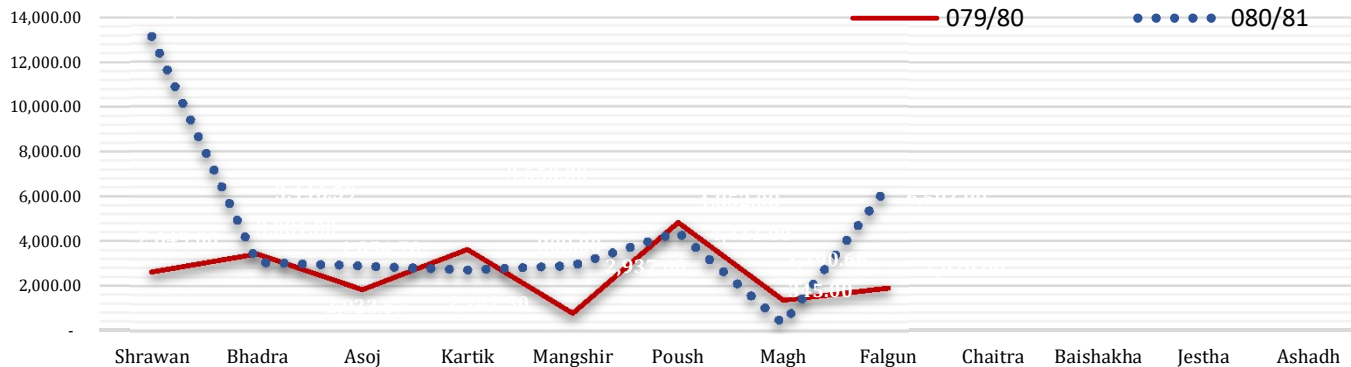
Department of Industry

(Foreign Investment & Technology Transfer Section)

Monthly Report of Foreign Direct Investment Approval of Falgun

Details	Details of Falgun*	FY 80/81 (Shrawan-Falgun**)	From Beginning to Falgun Last
a. Foreign Direct Investment Approval Details			
1. New FDI Approvals (Nos.)	12	253	6112
Commitment Amount (Nrs.)	6,472,000,000.00	29,134,517,000.00	479,103,438,305.00
2. SPA/SSA*** Approvals (Nos)	2	33	-
Commitment Amount (Nrs.)	200,000,000.00	-	-
3. TTA*** Approvals (Nos.)	4	31	-
b. Committed Employment (Persons)	477	13169	322266



**Department of Industry****(Foreign Investment & Technology Transfer Section)****Monthly Report of Foreign Direct Investment Approval of Falgun****Comparative Trend of FDI of FY 2079/80 & 080/81 (Millions)****Visa Recommendations****2080 Falgun****FY 079/80
(Shrawan-Falgun)****FY 080/81
(Shrawan-Falgun)****Business Visa**

Investor	138	1069	1592
Representatives	25	150	213
Dependent	87	392	637

NT Visa

Advertisement	13	21	65
Technology Transfer Agreement	2	5	12

Repatriation Amount**Falgun****FY 079/80
(Shrawan-Falgun)****FY 080/81
(Shrawan-Falgun)****Royalty**

NRS	161,797,463.22	2,088,972,108.16	1,535,779,482.24
USD	-	1,148,760.61	10,265,124.35
INR	13,245,037.81	305,175,825.64	549,950,024.02
EURO	-	7,000.01	13,600.00

Dividend

NRS	511,839,621.50	13,459,878,324.08	9,018,447,536.53
-----	----------------	-------------------	------------------

Service Fee

NRS	-	-	-
USD	221,575.87	-	221,575.87
INR	14,340,009.94	-	18,957,209.94
EURO	47,142.50	-	47,142.50
GBP	17,000.00	-	17,000.00
JPY	1,000,001.20	-	1,000,001.20

* Falgun : Febraury 13, 2024 to March 13, 2024

**FY 080/81 : July 17, 2023 to March 13, 2024

SPA: Share Purchase Agreement / SSA: Share Subscription Agreement / TTA: Technology Transfer Agreement