

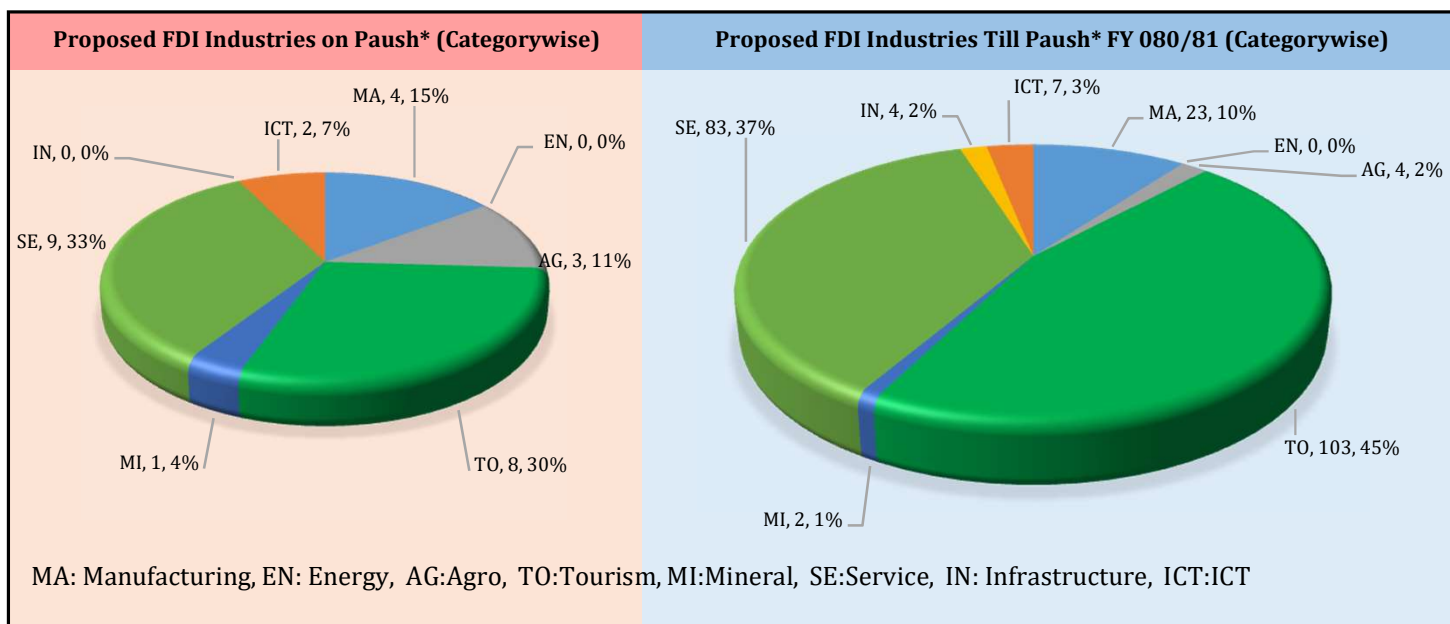
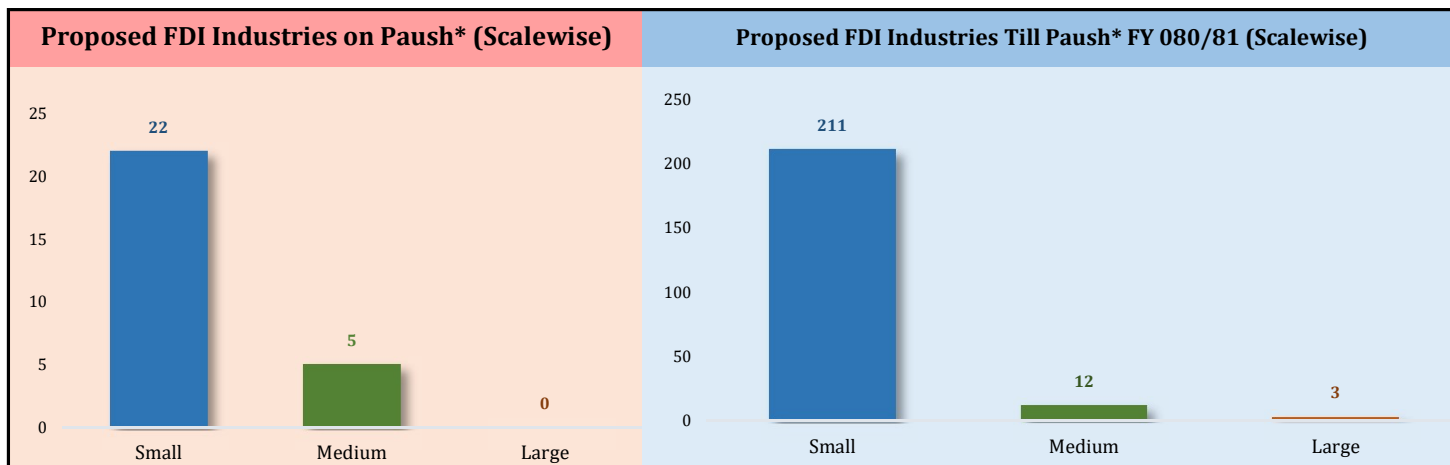


Department of Industry

(Foreign Investment & Technology Transfer Section)

Monthly Report of Foreign Direct Investment Approval of Paush

Details	Details of Paush*	FY 80/81 (Shrawan-Paush* *)	From Beginning to Paush Last
a. Foreign Direct Investment Approval Details			
1. New FDI Approvals (Nos.)	27	226	6085
Commitment Amount (Nrs.)	1,725,939,000.00	22,336,517,000.00	472,305,438,305.00
2. SPA/SSA*** Approvals (Nos)	7	28	-
Commitment Amount (Nrs.)	263,650,000.00	4,010,309,969.65	-
3. TTA*** Approvals (Nos.)	4	31	-
b. Committed Employment (Persons)	2047	12167	321264



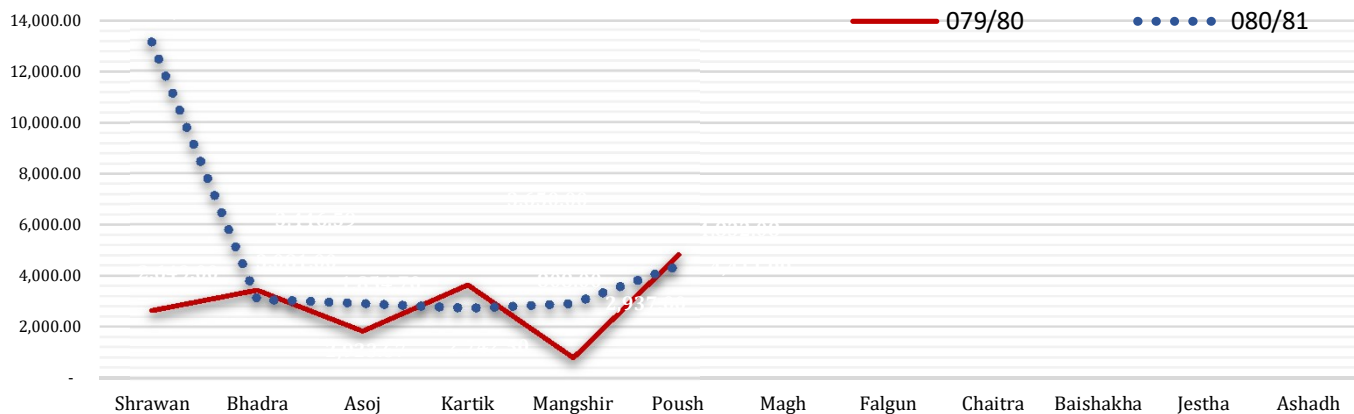


Department of Industry

(Foreign Investment & Technology Transfer Section)

Monthly Report of Foreign Direct Investment Approval of Paush

Comparative Trend of FDI of FY 2079/80 & 080/81 (Millions)



Visa Recommendations	Paush	FY 079/80 (Shrawan-Paush)	FY 080/81 (Shrawan-Paush)
Business Visa			
Investor	176	1011	1356
Representatives	32	98	168
Dependent	135	271	488
NT Visa			
Advertisement	11	3	52
Technology Transfer Agreement	1	1	10

Repatriation Amount	Paush	FY 079/80 (Shrawan-Paush)	FY 080/81 (Shrawan-Paush)
Royalty			
NRS	15,099,938.61	947,129,705.69	1,041,686,698.37
USD	18,416.67	800,443.39	1,515,181.85
INR	181,174,205.85	139,179,438.65	532,659,398.21
EURO	13,600.00	7,000.01	13,600.00
Dividend			
NRS	87,367,338.00	10,998,909,097.50	1,536,530,571.78

* Paush : December 17, 2023 to January 14, 2024

**FY 080/81 : July 17, 2023 to January 14, 2024

SPA: Share Purchase Agreement / SSA: Share Subscription Agreement / TTA: Technology Transfer Agreement