

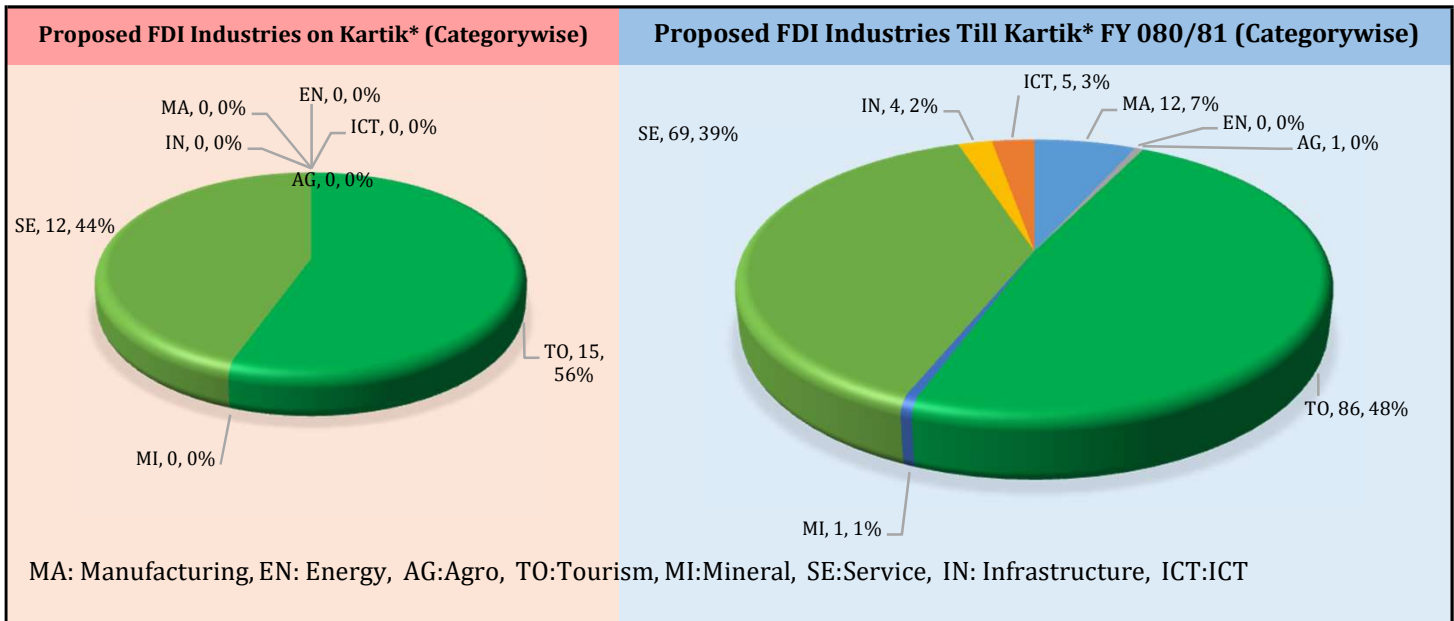
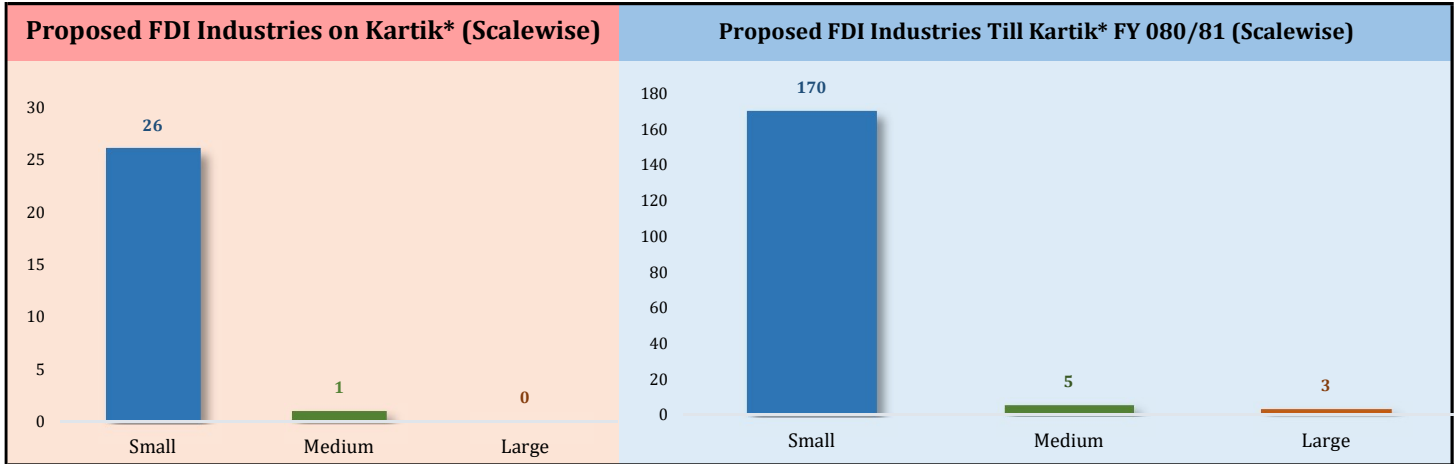


# Department of Industry

## (Foreign Investment & Technology Transfer Section)

### Monthly Report of Foreign Direct Investment Approval of Kartik

Details	Details of Kartik*	FY 80/81 (Shrawan-Kartik**)	From Beginning to Kartik Last
<b>a. Foreign Direct Investment Approval Details</b>			
1. New FDI Approvals (Nos.)	27	178	6037
Commitment Amount (Nrs.)	1,750,000,000.00	18,354,303,000.00	468,323,224,305.00
2. SPA/SSA*** Approvals (Nos)	2	21	-
Commitment Amount (Nrs.)	56,344,369.65	3,727,258,769.65	-
3. TTA*** Approvals (Nos.)	13	24	-
<b>b. Committed Employment (Persons)</b>			
	1098	8770	317867



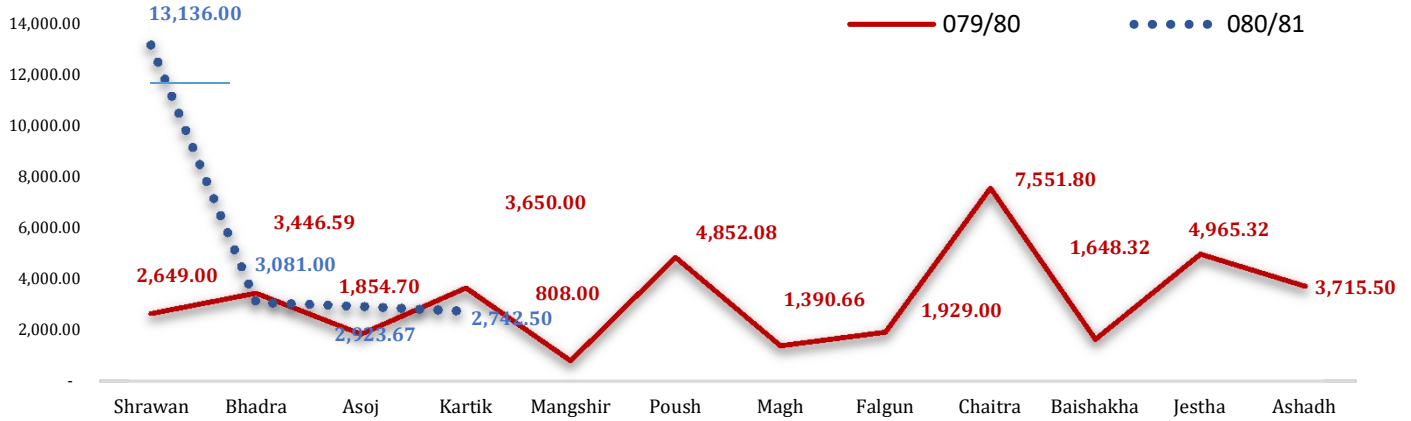


## Department of Industry

### (Foreign Investment & Technology Transfer Section)

#### Monthly Report of Foreign Direct Investment Approval of Kartik

##### Comparative Trend of FDI of FY 2079/80 & 080/81 (Millions)



Visa Recommendations	Kartik	FY 080/81 (Shrawan-Kartik)
<b>Business Visa</b>		
Investor	229	1005
Representatives	31	117
Dependent	53	279
<b>NT Visa</b>		
Advertisement	10	37
Technology Transfer Agreement	1	8

Repatriation Amount	Kartik	FY 079/80 (Shrawan-Kartik)	FY 080/81 (Shrawan-Kartik)
<b>Royalty</b>			
NRS	112,185,560.87	875,405,134.93	748,667,589.64
USD	76,928.60	523,379.80	523,379.80
INR	-	129,226,694.95	129,226,694.95
EURO	-	7,000.01	-
<b>Dividend</b>			
NRS	1,098,175,680.00	2,129,942,643.40	1,410,688,233.78

\* Kartik : October 18, 2023 to November 10, 2023

\*\*FY 080/81 : July 17, 2023 to November 10, 2023

SPA: Share Purchase Agreement / SSA: Share Subscription Agreement / TTA: Technology Transfer Agreement