

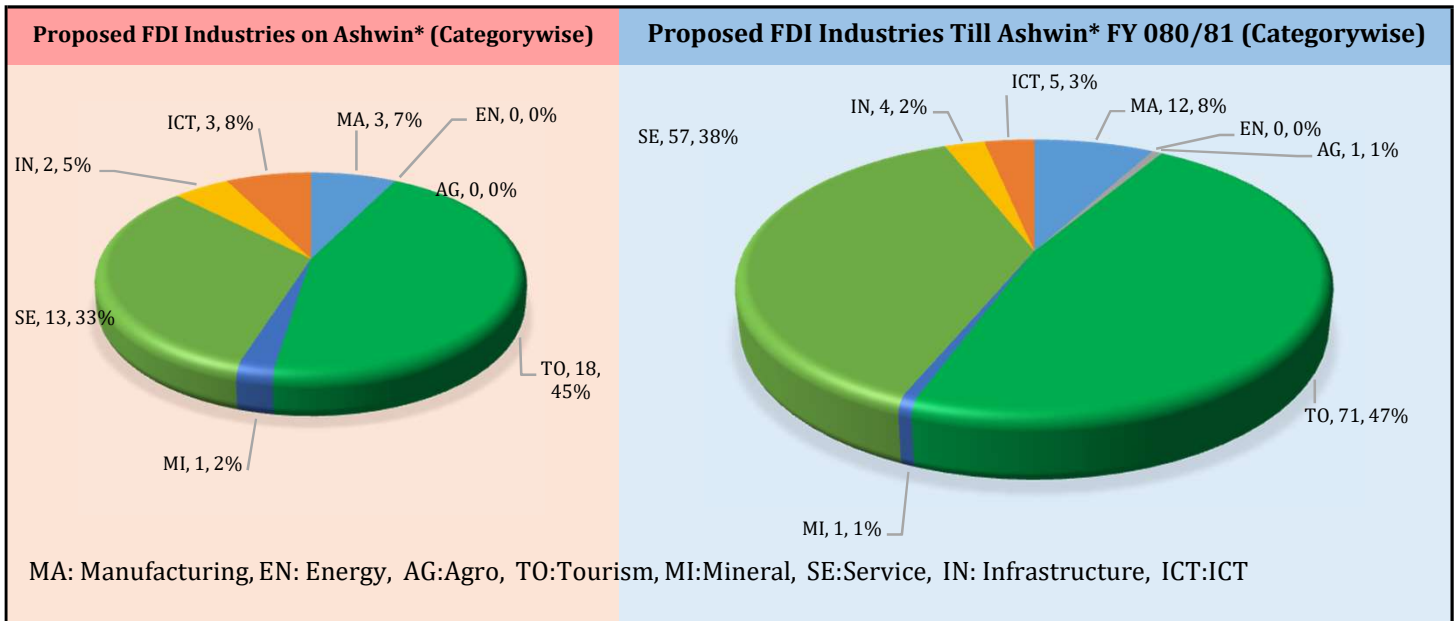
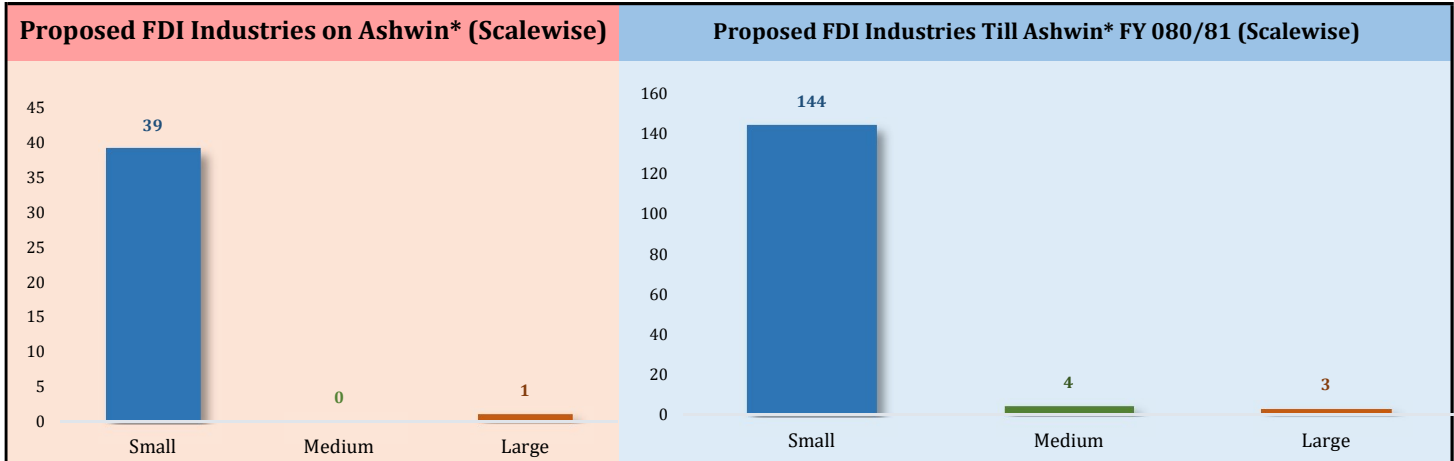


# Department of Industry

## (Foreign Investment & Technology Transfer Section)

### Monthly Report of Foreign Direct Investment Approval of Ashwin

Details	Details of Ashwin*	FY 80/81 (Shrawan-Ashwin* *)	From Beginning to Ashwin Last
<b>a. Foreign Direct Investment Approval Details</b>			
1. New FDI Approvals (Nos.)	40	151	6010
Commitment Amount (Nrs.)	1,980,073,000.00	16,604,303,000.00	466,573,224,305.00
2. SPA/SSA*** Approvals (Nos)	7	19	-
Commitment Amount (Nrs.)	468,800,000.00	3,670,914,400.00	-
3. TTA*** Approvals (Nos.)	3	11	-
<b>b. Committed Employment (Persons)</b>	<b>2170</b>	<b>7672</b>	<b>316769</b>



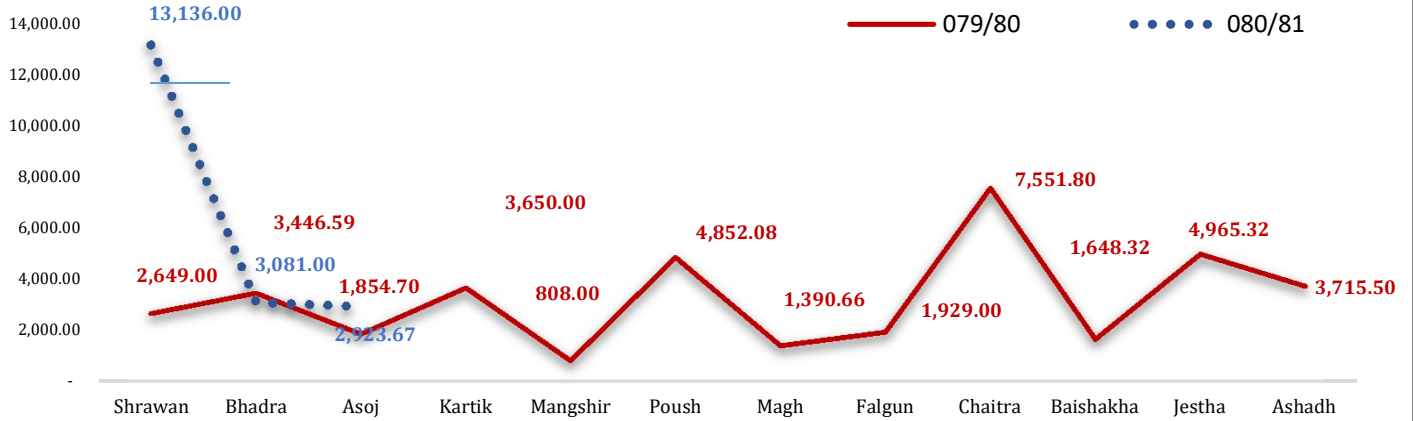


## Department of Industry

### (Foreign Investment & Technology Transfer Section)

#### Monthly Report of Foreign Direct Investment Approval of Ashwin

##### Comparative Trend of FDI of FY 2079/80 & 080/81 (Millions)



Visa Recommendations	Ashwin	FY 080/81 (Shrawan-Ashwin)
<b>Business Visa</b>		
Investor	283	781
Representatives	35	86
Dependent	99	226
<b>NT Visa</b>		
Advertisement	11	30
Technology Transfer Agreement	3	7

Repatriation Amount	Ashwin	FY 079/80 (Shrawan-Ashwin)	FY 080/81 (Shrawan-Ashwin)
<b>Royalty</b>			
NRS	30,370,149.11	475,413,752.80	636,482,028.77
USD	49,629.65	482,036.80	482,036.80
INR	4,476,162.86	127,596,434.90	127,596,434.90
EURO	-	7,000.01	-
<b>Dividend</b>			
NRS	11,400,000.00	1,122,357,918.40	262,109,601.73

\* Ashwin : September 18, 2023 to October 17, 2023

\*\*FY 080/81 : July 17, 2023 to October 17, 2023

SPA: Share Purchase Agreement / SSA: Share Subscription Agreement / TTA: Technology Transfer Agreement