

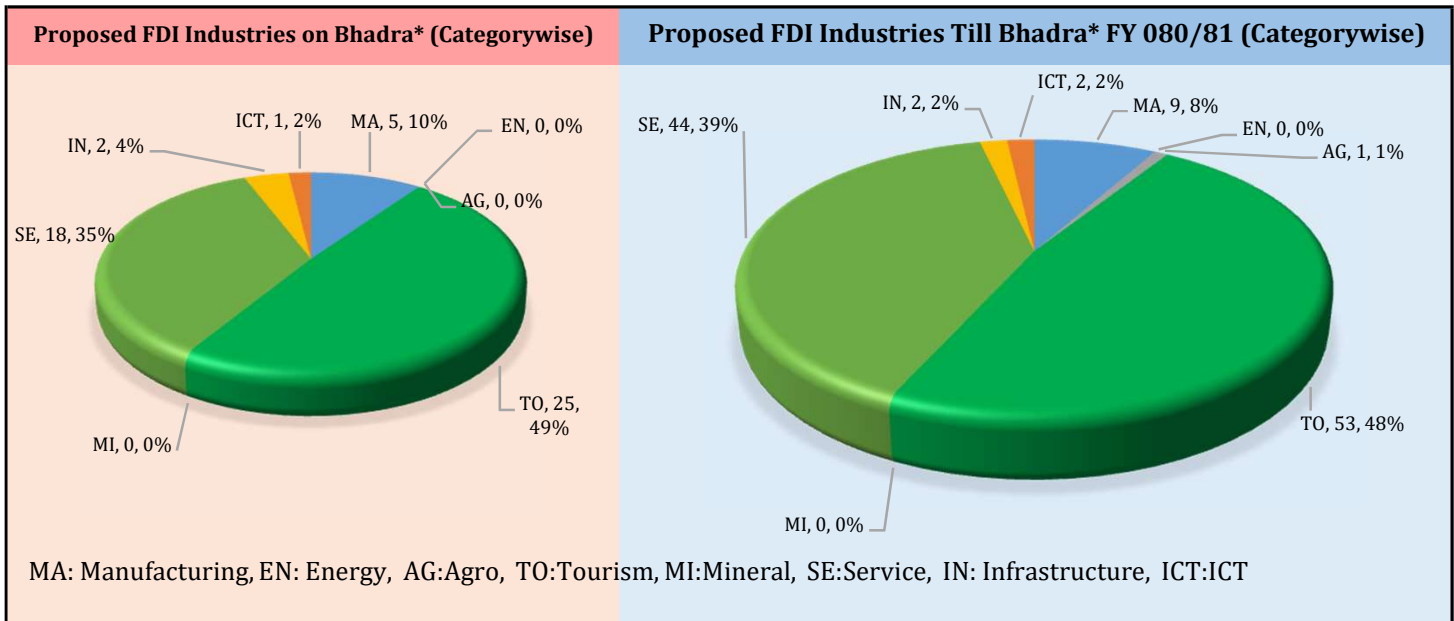
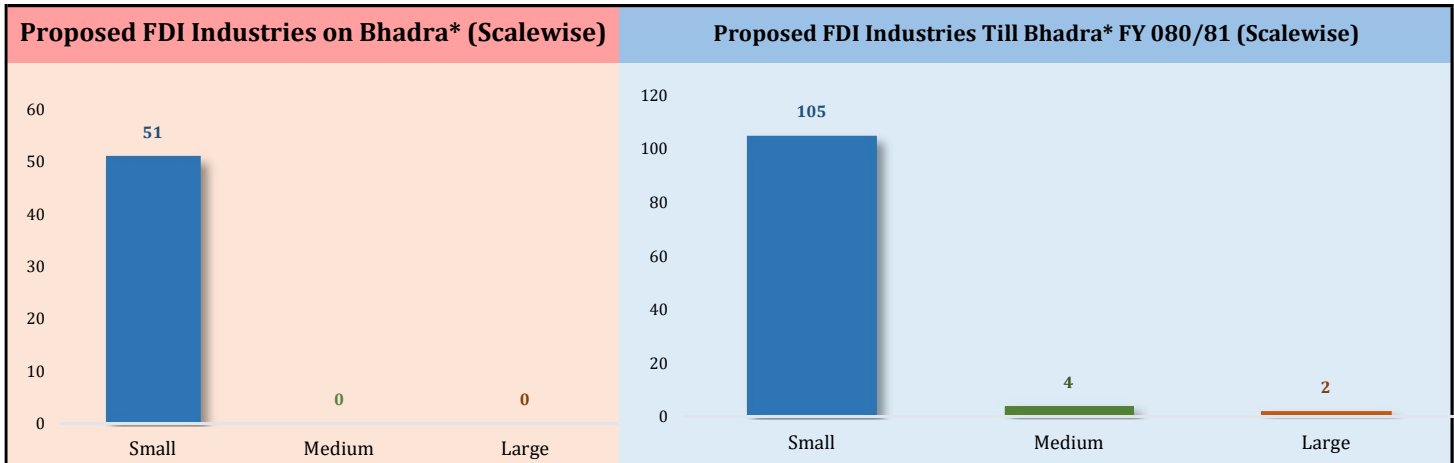


Department of Industry

(Foreign Investment & Technology Transfer Section)

Monthly Report of Foreign Direct Investment Approval of Bhadra

Details	Details of Bhadra*	FY 80/81 (Shrawan-Bhadra* *)	From Beginning to Bhadra Last
a. Foreign Direct Investment Approval Details			
1. New FDI Approvals (Nos.)	51	111	5970
Commitment Amount (Nrs.)	2,692,400,000.00	14,624,230,000.00	464,593,151,305.00
2. SPA/SSA*** Approvals (Nos)	11	12	-
Commitment Amount (Nrs.)	3,166,114,400.00	3,202,114,400.00	-
3. TTA*** Approvals (Nos.)	2	8	-
b. Committed Employment (Persons)			
	2201	5502	314587



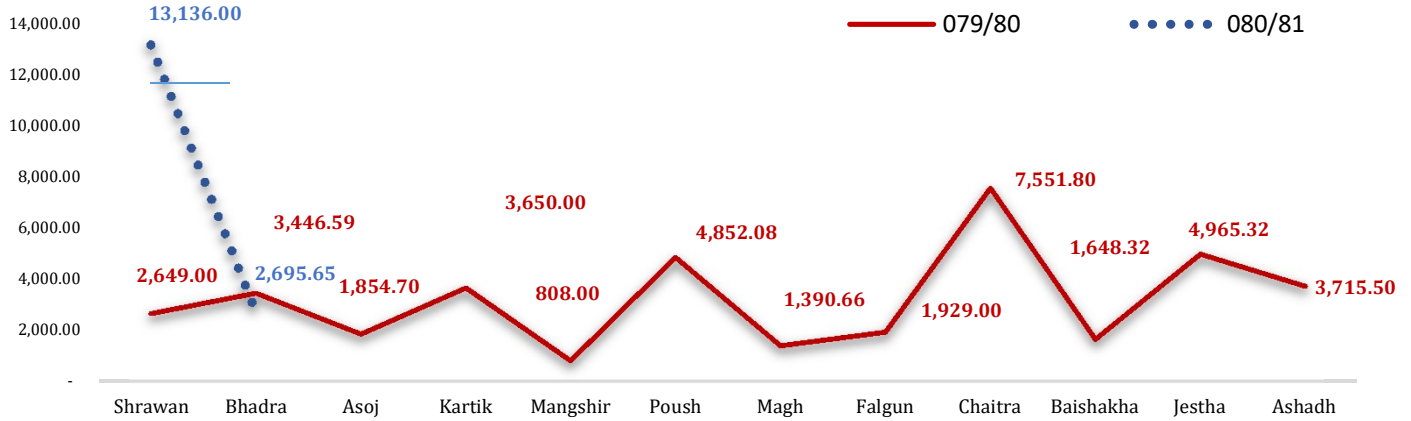


Department of Industry

(Foreign Investment & Technology Transfer Section)

Monthly Report of Foreign Direct Investment Approval of Bhadra

Comparative Trend of FDI of FY 2079/80 & 080/81 (Millions)



Visa Recommendations	Bhadra	FY 080/81 (Shrawan-Bhadra)
Business Visa		
Investor	217	498
Representatives	18	51
Dependent	60	127
NT Visa		
Advertisement	6	19
Technology Transfer Agreement	1	4

Repatriation Amount	Bhadra	FY 079/80 (Shrawan-Bhadra)	FY 080/81 (Shrawan-Bhadra)
Royalty			
NRS	106,654,189.14	71,507,922.54	606,111,879.66
USD	368,013.31	306,064.15	306,064.15
INR	6,169,052.00	122,905,464.51	122,905,464.51
EURO	-	7,000.01	-
Dividend			
NRS	47,642,337.69	86,857,918.40	250,709,601.73

* Bhadra : August 18, 2023 to September 17, 2023

**FY 080/81 : July 17, 2023 to September 17, 2023

SPA: Share Purchase Agreement / SSA: Share Subscription Agreement / TTA: Technology Transfer Agreement