



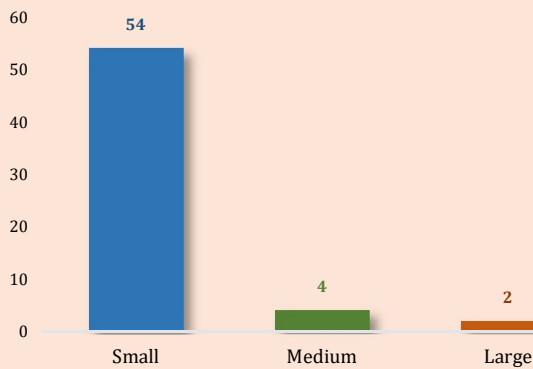
Department of Industry

(Foreign Investment & Technology Transfer Section)

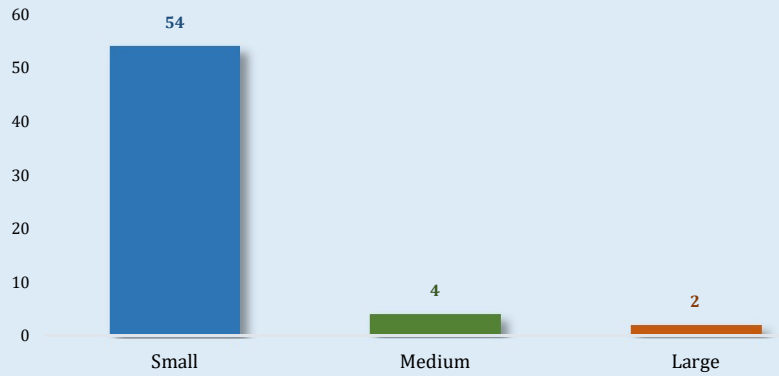
Monthly Report of Foreign Direct Investment Approval of Shrawan

Details	Details of Shrawan*	FY 80/81 (Shrawan-Shrawan**)	From Beginning to Shrawan Last
a. Foreign Direct Investment Approval Details			
1. New FDI Approvals (Nos.)	60	60	5919
Commitment Amount (Nrs.)	11,931,830,000.00	11,931,830,000.00	464,347,162,600.00
2. SPA/SSA*** Approvals (Nos)	1	1	-
Commitment Amount (Nrs.)	36,000,000.00	36,000,000.00	-
3. TTA*** Approvals (Nos.)	6	6	-
b. Committed Employment (Persons)	3301	3301	312386

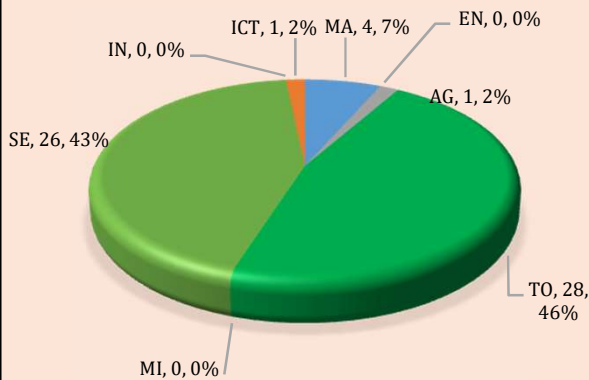
Proposed FDI Industries on Shrawan* (Scalewise)



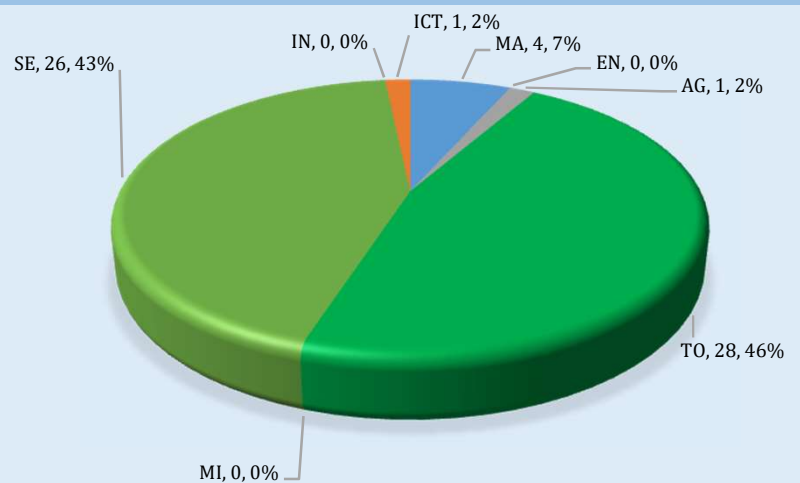
Proposed FDI Industries Till Shrawan* FY 080/81 (Scalewise)



Proposed FDI Industries on Shrawan* (Categorywise)



Proposed FDI Industries Till Shrawan* FY 080/81 (Categorywise)



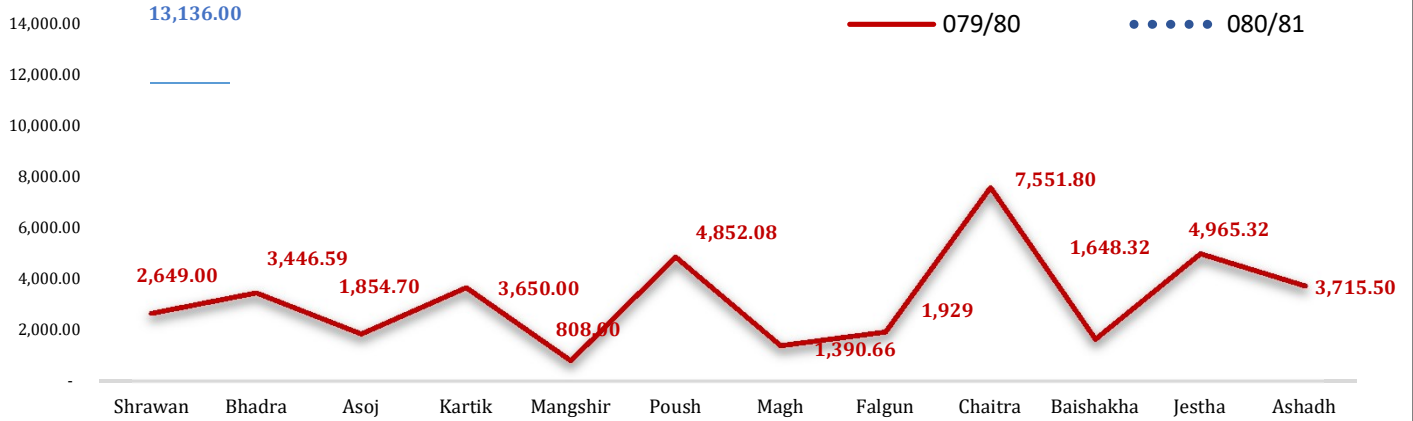
MA: Manufacturing, EN: Energy, AG: Agro, TO: Tourism, MI: Mineral, SE: Service, IN: Infrastructure, ICT: ICT



Department of Industry
(Foreign Investment & Technology Transfer Section)

Monthly Report of Foreign Direct Investment Approval of Shrawan

Comparative Trend of FDI of FY 2079/80 & 080/81 (Millions)



Visa Recommendations	Shrawan	FY 080/81 (Shrawan-Shrawan)
Business Visa		
Investor	293	293
Representatives	39	39
Dependent	73	73
NT Visa		
Advertisement	18	18
Technology Transfer Agreement	4	4

Repatriation Amount	Shrawan	FY 079/80 (Shrawan- Shrawan)	FY 080/81 (Shrawan- Shrawan)
Royalty			
NRS	499,457,690.52	20,704,263.53	499,457,690.52
USD	-	116,743.69	116,743.69
INR	181,379,787.10	1,213,350.69	1,213,350.69
EURO	-	-	-
Dividend			
NRS	203,067,264.04	-	203,067,264.04

* Shrawan : July 17, 2023 to August 17, 2023

**FY 080/81 : July 17, 2023 to August 17, 2023

SPA: Share Purchase Agreement / SSA: Share Subscription Agreement / TTA: Technology Transfer Agreement