



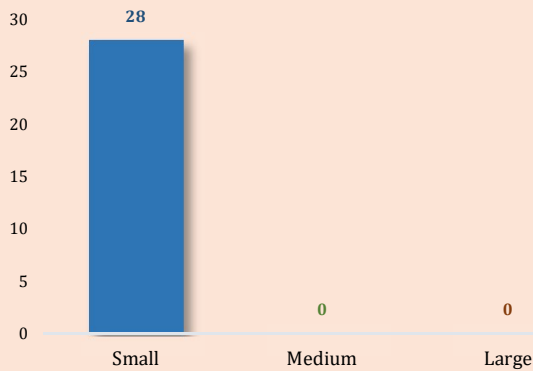
Department of Industry

(Foreign Investment & Technology Transfer Section)

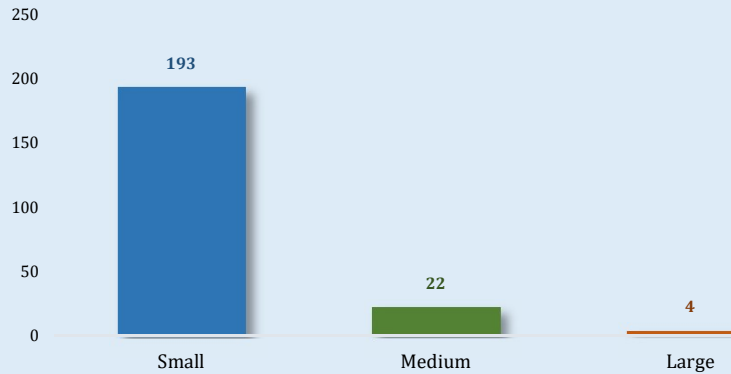
Monthly Report of Foreign Direct Investment Approval of Baishakh

Details	Details of Baishakh*	FY 079/80 (Shrawan-Baishakh**)	From Beginning to Baishakh Last
a. Foreign Direct Investment Approval Details			
1. New FDI Approvals (Nos.)	28	219	5752
Commitment Amount (Nrs.)	1,648,320,000.00	29,740,143,704.00	449,009,613,704.00
2. SPA/SSA*** Approvals (Nos)	6	59	-
Commitment Amount (Nrs.)	1,329,999,000.00	15,310,606,742.00	-
3. TTA*** Approvals (Nos.)	1	54	-
b. Committed Employment (Persons)			
	1272	12171	304291

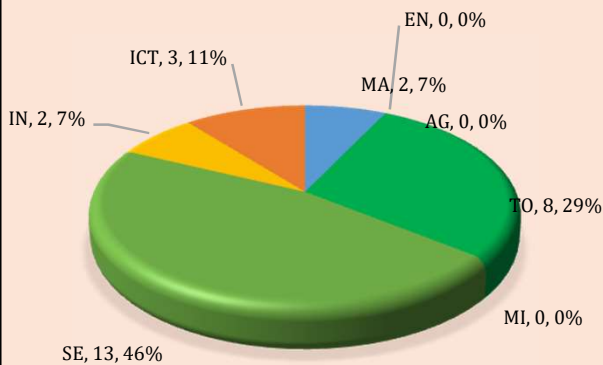
Proposed FDI Industries on Baishakh* (Scalewise)



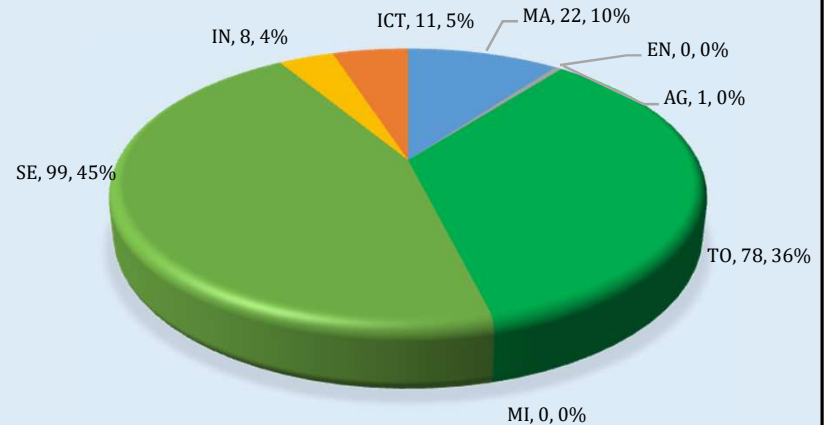
Proposed FDI Industries Till Baishakh* FY 079/80 (Scalewise)



Proposed FDI Industries on Baishakh* (Categorywise)



Proposed FDI Industries Till Baishakh* FY 079/80 (Categorywise)



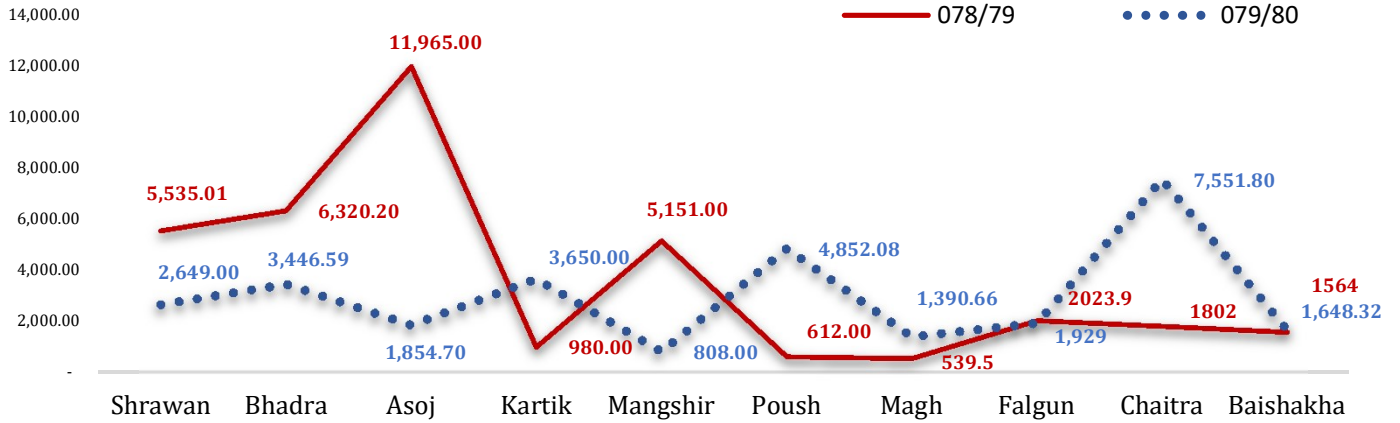
MA: Manufacturing, EN: Energy, AG: Agro, TO: Tourism, MI: Mineral, SE: Service, IN: Infrastructure, ICT: ICT



Department of Industry
(Foreign Investment & Technology Transfer Section)

Monthly Report of Foreign Direct Investment Approval of Baishakh

Comparative Trend of FDI of FY 2078/79 & 079/80 (Millions)



Visa Recommendations	Baishakh	FY 079/80 (Shrawan-Baishakh)
Business Visa		
Investor	131	1334
Representatives	47	228
Dependent	115	605
NT Visa		
Advertisement	17	41
Technology Transfer Agreement	5	12

Repatriation Amount	Baishakh	FY 079/80 (Shrawan-Baishakh)
Royalty		
NRS	143,280,172.25	2,253,286,805.83
USD	78,013.00	1,323,104.81
INR	612,000.00	306,908,609.29
EURO	-	7,000.01
Dividend		
NRS	18,687,280.00	13,793,097,839.21

* Baishakh : April 14, 2023 to May 14, 2023

**FY 079/80 : July 17, 2022 to May 14, 2023

SPA: Share Purchase Agreement / SSA: Share Subscription Agreement / TTA: Technology Transfer Agreement