



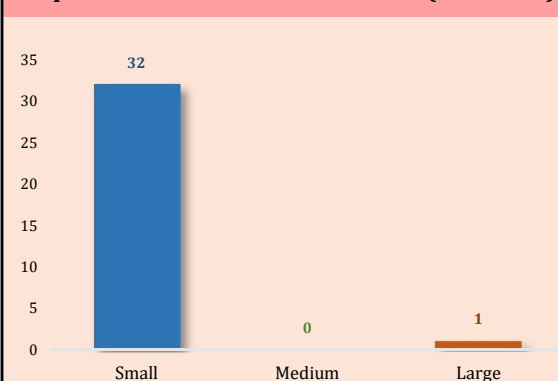
Department of Industry

(Foreign Investment & Technology Transfer Section)

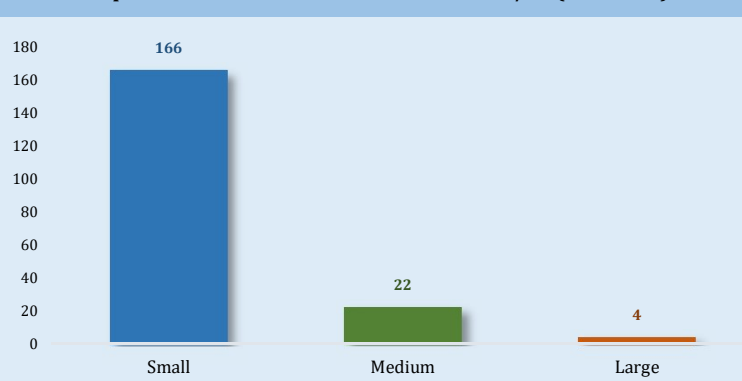
Monthly Report of Foreign Direct Investment Approval of Chaitra

Details	Details of Chaitra*	FY 078/79 (Shrawan-Chaitra* *)	From Beginning to Chaitra Last
a. Foreign Direct Investment Approval Details			
1. New FDI Approvals (Nos.)	33	192	5725
Commitment Amount (Nrs.)	7,551,800,000.00	28,111,823,704.00	447,381,293,704.00
2. SPA/SSA*** Approvals (Nos)	10	53	-
Commitment Amount (Nrs.)	1,359,464,690.00	13,100,607,742.00	-
3. TTA*** Approvals (Nos.)	16	53	-
b. Committed Employment (Persons)			
	1449	10927	303047

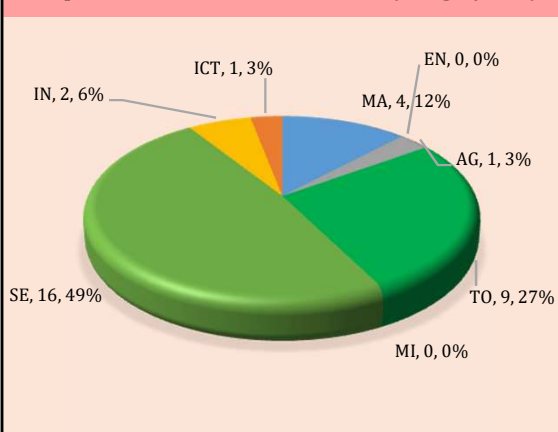
Proposed FDI Industries on Chaitra* (Scalewise)



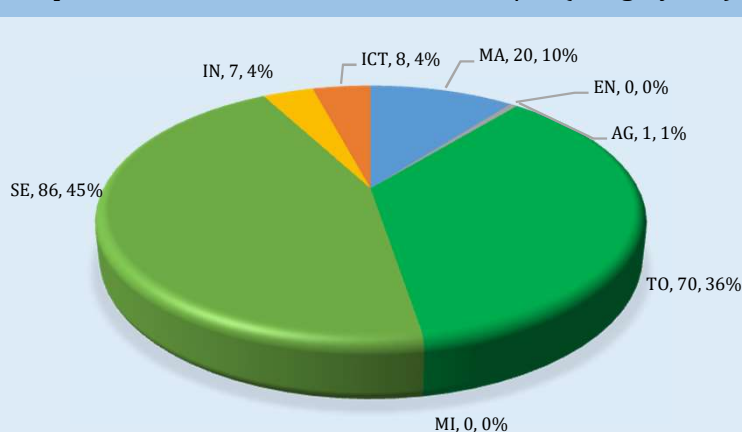
Proposed FDI Industries Till Chaitra* FY 079/80 (Scalewise)



Proposed FDI Industries on Chaitra* (Categorywise)



Proposed FDI Industries Till Chaitra* FY 079/80 (Categorywise)



MA: Manufacturing, EN: Energy, AG:Agro, TO:Tourism, MI:Mineral, SE:Service, IN: Infrastructure, ICT:ICT

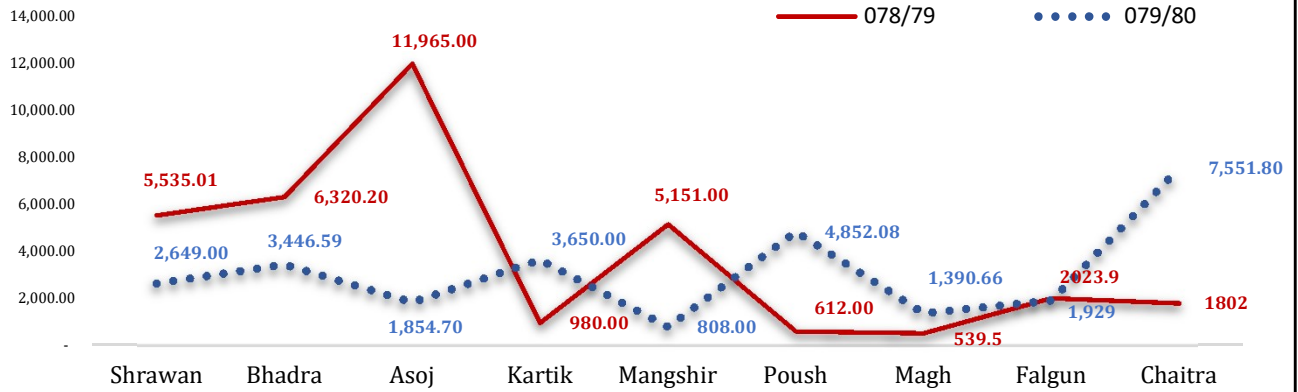


Department of Industry

(Foreign Investment & Technology Transfer Section)

Monthly Report of Foreign Direct Investment Approval of Chaitra

Comparative Trend of FDI of FY 2078/79 & 079/80 (Millions)



Visa Recommendations	Chaitra	FY 079/80 (Shrawan-Chaitra)
Business Visa		
Investor	166	1224
Representatives	45	186
Dependent	142	524
NT Visa		
Advertisement	12	28
Technology Transfer Agreement	5	10

Repatriation Amount	Chaitra	FY 079/80 (Shrawan-Chaitra)
Royalty		
NRS	20,609,526.10	2,110,006,634.00
USD	73,313.20	1,245,091.81
INR	1,545,783.65	306,296,609.30
EURO	-	7,000.01
Dividend		
NRS	3,145,322,235.13	13,774,410,559.21

* Chaitra : Mar 15, 2023 to Apr 13, 2023

**FY 079/80 : July 17, 2022 to Apr 13, 2023

SPA: Share Purchase Agreement / SSA: Share Subscription Agreement / TTA: Technology Transfer Agreement