

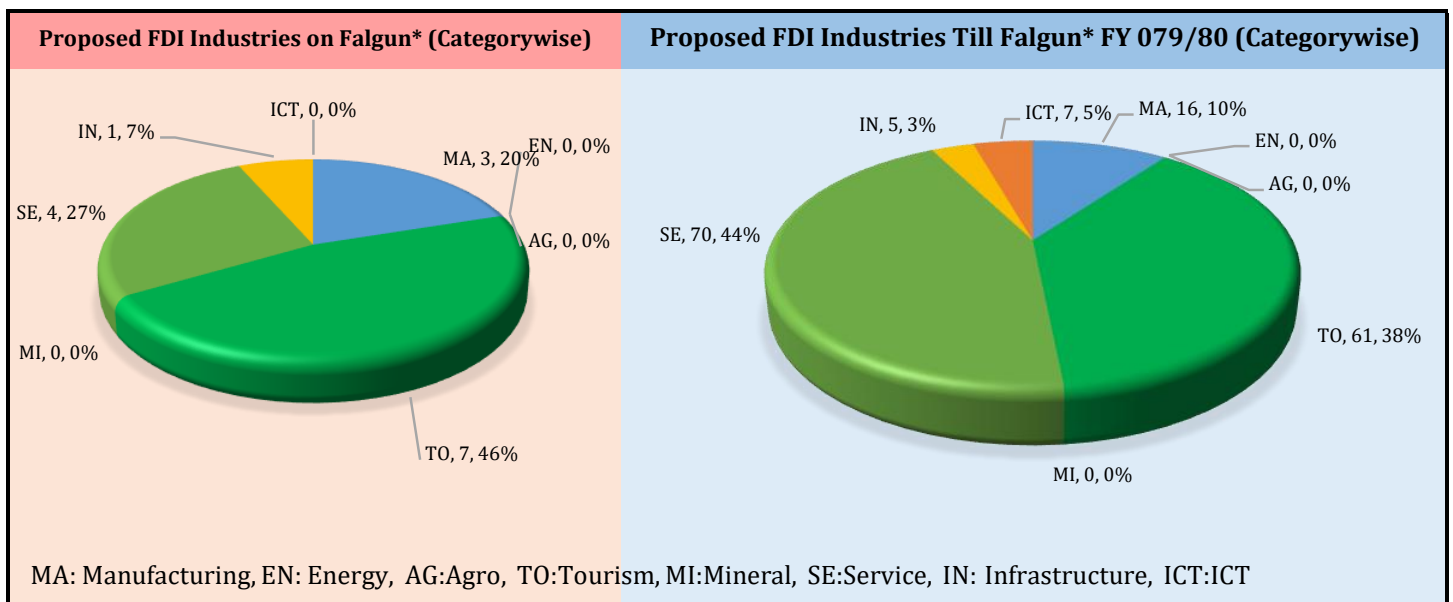
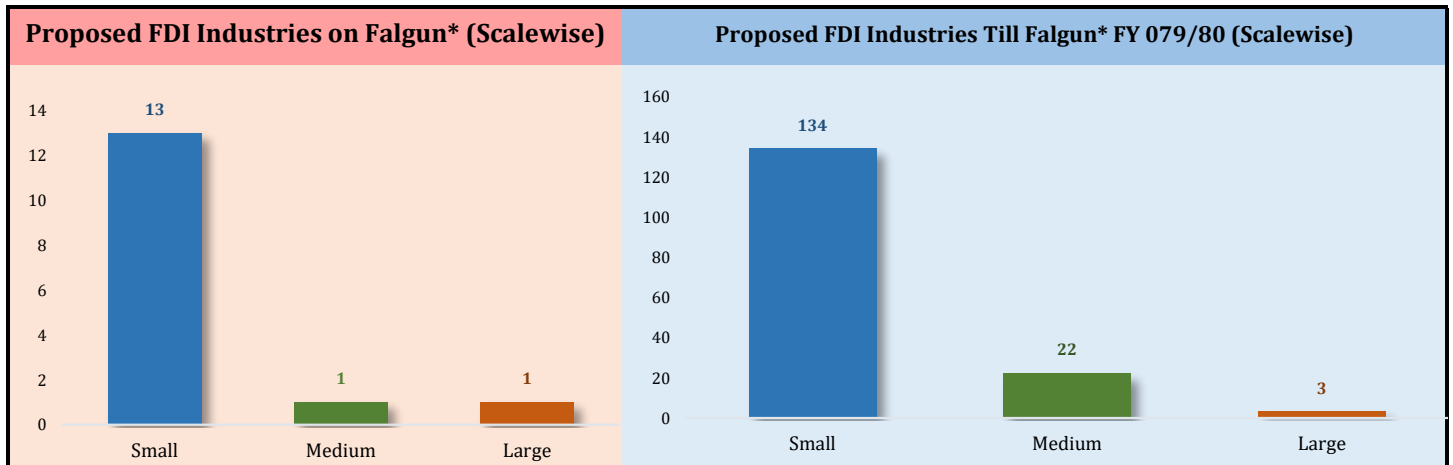


Department of Industry

(Foreign Investment & Technology Transfer Section)

Monthly Report of Foreign Direct Investment Approval of Falgun

Details	Details of Falgun*	FY 078/79 (Shrawan-Falgun**)	From Beginning to Falgun Last
a. Foreign Direct Investment Approval Details			
1. New FDI Approvals (Nos.)	15	159	5692
Committment Amount (Nrs.)	1,929,000,000.00	20,560,023,704.00	439,829,493,704.00
2. SPA/SSA*** Approvals (Nos)	8	43	-
Committment Amount (Nrs.)	1,520,838,600.00	10,651,108,492.00	-
3. TTA*** Approvals (Nos.)	2	37	-
b. Committed Employment (Persons)	873	9478	301598



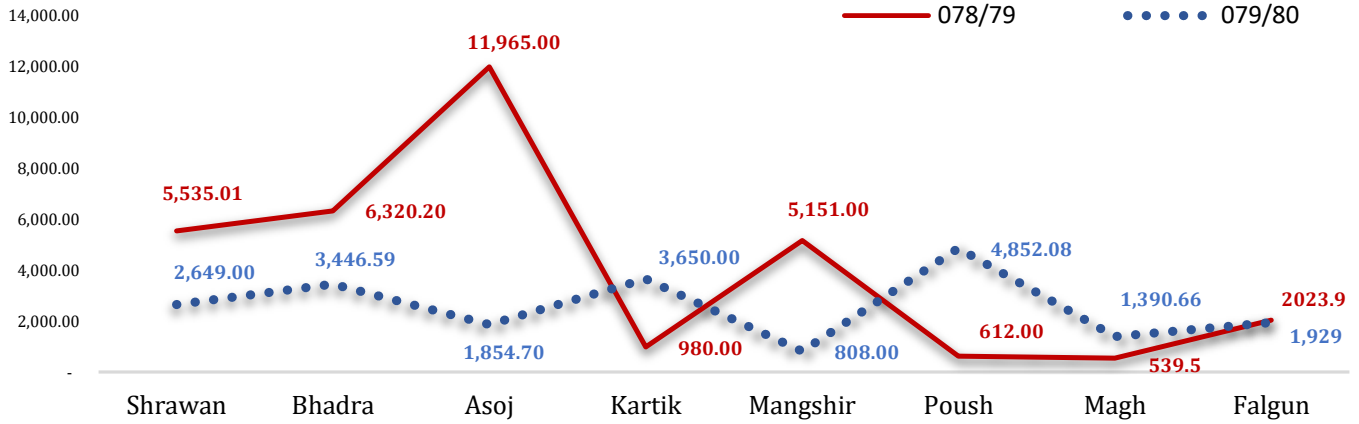


Department of Industry

(Foreign Investment & Technology Transfer Section)

Monthly Report of Foreign Direct Investment Approval of Falgun

Comparative Trend of FDI of FY 2078/79 & 079/80 (Millions)



Visa Recommendations	Falgun	FY 079/80 (Shrawan-Falgun)
Business Visa		
Investor	123	1069
Representatives	29	150
Dependent	75	392
NT Visa		
Advertisement	12	21
Technology Transfer Agreement	2	5

Repatriation Amount	Falgun	FY 079/80 (Shrawan-Falgun)
Royalty		
NRS	333,091,537.11	2,089,397,107.48
USD	250,024.22	1,148,760.61
INR	2,010,055.00	304,750,825.64
EURO	-	7,000.01
Dividend		
NRS	288,108,303.58	13,459,878,324.08

* Falgun : Feb 12, 2023 to Mar 14, 2023

**FY 079/80 : July 17, 2022 to March 14, 2023

SPA: Share Purchase Agreement / SSA: Share Subscription Agreement / TTA: Technology Transfer Agreement