

INDUSTRIAL STATISTICS

Fiscal Year
2075/076 (2018/2019)



Government of Nepal
Ministry of Industry, Commerce and Supplies
Department of Industry
Planning, Monitoring & Industrial Statistics Section
Tripureshwor, Kathmandu
Nepal

Editorial Board

Advisor:

Binod Prakash Singh Director General

Coordinator

Krishna Prasad Kharel Director

Members:

Binod Kumar Khadka	Director
Bed Prasad Dhakal	Director (Representative-Central Bureau of Statistics)
Megh Raj Lamichhane	Account Officer
Surya Subba	Mechanical Engineer
Pushpa Raj Shiwakoti	Statistical Officer
Tika Ram Wosti	Statistical Assistant

© Department of Industry

Published by: Department of Industry

Planning, Monitoring & Industrial Statistic Section
Tripureshwor, Kathmandu, Nepal
Tel: +977-1-4261101, 4261168, 4261169
Fax: +977-1-4261112
E-mail: info@doind.gov.np
<http://www.doind.gov.np>

The Department of Industry agrees that the materials in this publication may be reproduced in whole or in part and in any form for education or non-profit uses, especially, for scholarly purpose, without special permission from the copyright holders, if acknowledgement of the source is quoted. However, no use of this publication may be made for resale or other commercial purposes without prior written consent of the publisher. The publisher would appreciate receiving a copy of any publication, which uses this publication as a source.



Government of Nepal
Ministry of Industry, Commerce and Supplies
Department of Industry
Tripureshwor, Kathmandu

Ph: 01-4261302
4256913
4261203
Fax:4261112

Acknowledgement



The rate of economic growth of any nation is directly related to its industrialization. Thus, industries are the backbone of an economy. Apart from providing employment to the people, industries also help in creating national income by utilizing its natural resources. In the process, they help to improve the living standard of the people, the prime objective of any development activities.

Department of Industries (DOI) has been publishing Industrial Statistics for almost two decades and the present edition, 2075/076 (2018/2019) is yet another link of that chain. The previous editions of this book were found to be useful to academicians, researchers, entrepreneurs, planners, policy makers and bankers for industrial and economic analysis.

I am sure that this Industrial Statistics Book will be equally fruitful too. I look forward to receiving your valuable comments and suggestions for the improvement of this publication in coming edition.

My sincere appreciation goes to all personnel of this Department who contributed directly or indirectly and entire editorial board for their valuable contribution for bringing out this annual publication.

Bhadra 2076

Binod Prakash Singh
Director General

Abbreviations and Notes

DOI	:	Department of Industry
EIA	:	Environmental Impact Assessment
FT	:	Foot / Feet
FY (F/Y)	:	Fiscal Year
HL	:	Hectoliter = 100 liter
IEE	:	Initial Environment Examination
KG	:	Kilogram
KL	:	Kilolitre = 1000 liter
KM	:	Kilometer
Ltr./l	:	Liter
Ltd	:	Limited
M / Mtr	:	Meter
No.	:	Number
Pcs	:	Pieces
Sq	:	Square
MT	:	Metric Ton = 1000 kg
FDI	:	Foreign Direct Investment

Technical Notes:

According to Industrial Enterprise Act 2073

1) Categorization of the industries as per their fixed capital

- a) Large Industries: Fixed capital having more than Rs.25,00,00,000
- b) Medium Industries: Fixed capital upto Rs 25,00,00,000 and more than Rs 10,00,00,000
- c) Small Industries: Fixed Capital upto than Rs 10,00,00,000

2) Categorization of the industries based on their nature of production :

There are eight categories of industry which are:

- a) Agro Based and Forestry
- b) Construction
- c) Information, Communication and Transmission (ICT)
- d) Energy Based
- e) Manufacturing
- f) Mines and Mineral Based.
- g) Service
- h) Tourism

About this book and Data Presented

The presented data of this book is extracted from documents submitted by investor during registration of their industry and approved by the Department Of Industry. This data is also stored in server of Department Of Industry. The data are proposed and estimated and there may exist a few distinctions in real field after the implementation of the project.

Contents

Table 1: List of Industries Registered (FY 2075/76)	1
Table 2.1: Industries Registered by Category (FY 2075/76)	51
Table 2.2: Industries Registered by Province (FY 2075/76)	51
Table 3.1: Industries Registered by Category (Up to 2075/76)	52
Table 3.2: Industries Registered by Province (Up to 2075/76)	53
Table 4: Industries Registered by Scale (FY 2075/76)	54
Table 5: Industries Registered by Scale (Up to 2075/76)	54
Table 6: Industries Registered Fiscal Year and Category-wise	54
Table 7: Industries Registered by District (FY 2075/76)	57
Table 8: Industries by District (Up to FY 2075/76)	58
Table 9: Industries Approved for Foreign Investment (FY 2075/76)	61
Table 10: Industries Approved for Foreign Investment by Category (FY 2075/76)	92
Table 11: Industries Approved for FDI by Category (Up to FY 2075/76)	92
Table 12: Industries Approved for Foreign Investment by Scale (FY 2075/76)	93
Table 13: Industries Approved for Foreign Investment by Scale (Up to FY 2075/76)	93
Table 14: Industries Approved for Foreign Investment By Country wise (FY 2075/76]	94
Table 15: Industries Approved for Foreign Investment–By Country wise (Up to FY 2075/76)	95
Table 16: Industries Approved for Foreign Investment by District (FY 2075/76)	98
Table 17: Top Ten Countries Based Foreign Investment in Industries (FY 2075/76)	100
Table 18: Industries Approved for Foreign Investment by District (Up to FY 2075/76)	101
Table 19: Registration of Industrial Property (Trademark, Patent & Design) (Up to 2075/76)	104
Table 20: Certificate of Origin approved (In FY 2075/76)	104
Table 21: IEE Approved Industries (In FY 2075/76)	108
Table 22: Revenue Accumulation to the Department of Industries	109

Table 1: List of Industries Registered (FY 2075/76)

SN	Industry Name	Address	Proposed Total Capital (in Rs)	Proposed Fixed Capital (in Rs)	Proposed Annual production capacity	Proposed Employment (in Number)
ऊर्जामूलक (Energy Based)						
1	सिटिजन हाइड्रोपावर कम्पनी प्रा.लि.	कास्की जिल्ला मिजुरेडाँडा गा.वि.स. , मादी गाउँपालिका	1,026,117,811	1,022,277,639	जलविद्युत ६.६ मे.वा.	21
2	सिचुवान वाङ्पिङ इनर्जी साईन्स एण्ड टेक्नोलोजी प्रा.लि.	काठमाडौं जिल्ला काठमाण्डौ महानगरपालिका वडा नं. २६	45,000,000,000	44,856,000,000	जलविद्युत २३५ मे.वा.	70
3	हुलास वायर इण्डस्ट्रिज लिमिटेड शाखा उद्योग २	सुनसरी जिल्ला ईटहरी उप-महानगरपालिका वडा नं. १३	248,000,000	163,000,000	बिलेट/इन्गट ३०००० मे.टन, विभिन्न किसिमका फलामे पाइपहरू ४५००० मे.टन	155
4	पहाडी हाइड्रोपावर कम्पनी प्रा.लि.	बाग्लुङ जिल्ला, ताराखोला गाउँपालिका वडा नं. ४	625,633,000	617,633,000	जलविद्युत ३.५ मे.वा.	58
5	ताराखोला जलविद्युत लिमिटेड	बाग्लुङ जिल्ला, ताराखोला गाउँपालिका वडा नं. ५	169,480,000	137,099,119	जलविद्युत ३८० कि.वा.	10
6	सोलार फार्म प्रा.लि.	तनहुँ जिल्ला आवुखैरेनी गा.वि.स. वडा नं. ५	500,000,000	488,000,000	SOLAR ELECTRICITY 5 M.W., TOTAL GENERATION 10538974 KWH, SOLAR ELECTRICITY GENERATION FOR GRID 8556220 KWH	13
7	माइ खोला हाइड्रोपावर प्रा.लि.	इलाम जिल्ला, इलाम नगरपालिका तथा माइजोगमाई गाउँपालिका	555,890,486	547,476,175	जलविद्युत ३ मे.वा.	19
8	आँखु हाइड्रोपावर प्रा.लि.	धादिङ जिल्ला, गङ्गाजमुना गाउँपालिका वडा नं. २	6,309,642,323	5,466,243,280	जलविद्युत ४२.९ मे.वा.	70
9	हिम पर्वत हाइड्रोपावर प्रा.लि.	दोलखा जिल्ला, विगु गाउँपालिका वडा नं. ५	3,290,000,000	2,645,740,000	जलविद्युत २० मे.वा.	52
10	हाइड्रो सपोर्ट प्रा.लि.	म्याग्दी जिल्ला, अन्नपूर्ण गाउँपालिका वडा नं. २	10,951,310,000	10,675,268,000	जलविद्युत ५३.५३९ मे.वा.	51

SN	Industry Name	Address	Proposed Total Capital (in Rs)	Proposed Fixed Capital (in Rs)	Proposed Annual production capacity	Proposed Employment (in Number)
11	अपि पावर कम्पनी लिमिटेड शाखा उद्योग ४	धनुषा जिल्ला, मिथिला नगरपालिका वडा नं. १	109,858,614	107,918,400	सौर्य विद्युत १ मे.वा.	6
12	शिखर पावर डेभलपमेण्ट प्रा.लि.	बागलुङ जिल्ला, बडिगाड गाउँपालिका वडा नं. ५	906,660,000	895,743,390	जलविद्युत ४.९६ मे.वा.	66
13	अपि पावर कम्पनी लिमिटेड शाखा उद्योग २	बारा जिल्ला, जीतपुर सिमरा उपमहानगरपालिका वडा नं. १४	111,524,270	109,524,000	सौर्य विद्युत १ मे.वा.	6
14	रिडि हाईड्रोपावर डेभलपमेण्ट कम्पनी लिमिटेड शाखा उद्योग १	रुपन्देही जिल्ला तिलोत्तमा नगरपालिका (साविक आनन्दवन गा.वि.स.) वडा नं. ६	654,662,500	620,000,000	SOLAR ELECTRICITY 8.5 MW	8
15	अपि पावर कम्पनी लिमिटेड शाखा उद्योग ३	रौतहट जिल्ला, चन्द्रपुर नगरपालिका वडा नं. ५	321,240,284	316,620,142	सौर्य विद्युत ४ मे.वा.	6
16	अप्पर रिचेत हाइड्रोपावर प्रा.लि.	गोर्खा जिल्ला	370,897,118	363,097,118	HYDRO ELECTRICITY 2 M.W.	38
17	ग्लोबल फार्मास्युटिकल्स प्रा.लि.	पर्सा जिल्ला प्रसौनी विर्ता गा.वि.स. वडा नं. ३	618,066,300	565,101,580	TABLET 500000000 NOS., CAPSULE 80000000 NOS., OINTMENT 4000000 BOTTLES	341
18	इको पावर डेभलपमेण्ट प्रा.लि.	धनुषा जिल्ला, मिथिला न.पा. ८	20,000,000	12,200,000	सौर्य विद्युत 10 MW	64
19	धादिङ आखुँखोला हाइड्रो प्रा.लि.	धादिङ जिल्ला, रुबिभ्याली गाउँपालिका र खनियाँबास गाउँपालिका	8,500,000,000	8,470,000,000	जलविद्युत ३८ मे.वा.	58
20	अपि पावर कम्पनी लिमिटेड शाखा उद्योग ५	दार्चुला जिल्ला, मार्मा गाउँपालिका वडा नं. २	7,295,629,000	7,250,000,000	जलविद्युत ४० मे.वा.	40
21	गुमुखोला भ्याकुरे हाइड्रोपावर प्रा.लि.	दोलखा जिल्ला, कालिञ्चोक गाउँपालिका वडा नं. ४, दोलखा	249,190,705	245,290,705	जलविद्युत ९५० कि.वा.	15
22	ओमेगा इन्र्जी डेभलपमेण्ट प्रा.लि.	बझाङ जिल्ला, तलकोट गाउँपालिका वडा नं. १	2,930,000,000	2,910,000,000	जलविद्युत ११.०५ मे.वा.	40
23	इको ग्लोबल पावर डेभलपमेण्ट प्रा.लि.	धनुषा जिल्ला, मिथिला नगरपालिका वडा नं. ८	900,200,000	863,062,000	सौर्य विद्युत १० मे.वा.	46
24	विकाश हाइड्रोपावर कम्पनी प्रा.लि.	गोर्खा जिल्ला, धार्चे गाउँपालिका वडा नं. ४	918,039,130	895,295,981	जलविद्युत ४.५५ मे.वा.	36

SN	Industry Name	Address	Proposed Total Capital (in Rs)	Proposed Fixed Capital (in Rs)	Proposed Annual production capacity	Proposed Employment (in Number)
25	एशियन हाइड्रोपावर प्रा.लि.	इलाम जिल्ला, इलाम नगरपालिका तथा माइजोगमाई गाउँपालिका	1,168,161,915	1,160,456,194	जलविद्युत ६.२ मे.वा.	59
26	बन्दीपुर हाइड्रोपावर प्रा.लि.	तनहुँ जिल्ला, बन्दीपुर गाउँपालिका वडा नं. ६	323,200,000	320,104,000	जलविद्युत २.७२ मे.वा.	13
27	माउण्ट एभरेष्ट पावर डेभलपमेन्ट प्रा.लि.	सोलुखुम्बु जिल्ला, सोलुदुधकुण्ड गा.पा. वडा नं. २	2,407,919,000	2,348,796,655	जलविद्युत १२ मे.वा.	67
28	मेवा डेभलपर्स प्रा.लि.	ताप्लेजुङ जिल्ला, मिक्लाखोला गाउँपालिका वडा नं. ३	9,105,000,000	9,060,286,699	जलविद्युत ४९ मे.वा.	136
29	भिजन इनर्जी एण्ड पावर प्रा.लि.	रामेछाप जिल्ला, उमाकुण्ड गाउँपालिका वडा नं. १	10,400,000,000	10,265,833,933	जलविद्युत ५७.५ मे.वा.	100
30	कालिका ईनर्जी प्रा.लि.	सिन्धुपाल्चोक जिल्ला बाह्रविसे गा.वि.स. वडा नं. ३	11,438,142,614	11,280,796,055	जलविद्युत ६२ मे.वा.	110
31	अपर म्याग्दी हाइड्रोपावर प्रा.लि.	म्याग्दी जिल्ला मल्कवाङ्ग गा.वि.स.	9,331,932,503	9,202,549,713	HYDRO ELECTRICITY 53.50 M.W.	98
32	तिप्ल्याङ्ग कालीगण्डकी हाइड्रोपावर प्रा.लि.	म्याग्दी जिल्ला, अन्नपूर्ण गाउँपालिका र राहुगंगा गाउँपालिका	10,194,879,129	10,031,608,387	जलविद्युत ५८ मे.वा.	91
33	ग्रीन गोरखा इनर्जी प्रा.लि.	गोर्खा जिल्ला, अजिरकोट गाउँपालिका वडा नं. १ र २ तथा सुलिकोट गाउँपालिका वडा नं. ४	2,001,585,905	1,962,846,560	जलविद्युत ९.२ मे.वा.	58
34	हिल्टन हाइड्रो इनर्जी प्रा.लि.	ताप्लेजुङ जिल्ला, सिरिजङ्गा गाउँपालिका वडा नं. ८	2,338,587,931	2,298,075,773	जलविद्युत १२ मे.वा.	53
35	न्नो रिभर्स प्रा.लि.	ताप्लेजुङ जिल्ला, सिरिजङ्गा गाउँपालिका वडा नं. ८	2,721,045,158	2,676,359,969	जलविद्युत १३.५ मे.वा.	55
36	पियोर इनर्जी प्रा.लि.	बाँके जिल्ला, खजुरा गाउँपालिका वडा नं. ८	960,000,000	956,000,000	SOLAR ELECTRICITY 10 MW	10
37	पियोर इनर्जी प्रा.लि. शाखा उद्योग १	बाँके जिल्ला, खजुरा गाउँपालिका वडा नं. ८	960,000,000	956,000,000	SOLAR ELECTRICITY 10 MW	10
38	अन्नपूर्ण विद्युत विकास कम्पनी प्रा.लि.	कास्की जिल्ला, अन्नपूर्ण गाउँपालिका ६, ७, १० र ११ र माछापुच्छ्रे गाउँपालिका ८, ९	15,092,172,000	14,946,715,260	जलविद्युत ८६.५९ मे.वा.	110

SN	Industry Name	Address	Proposed Total Capital (in Rs)	Proposed Fixed Capital (in Rs)	Proposed Annual production capacity	Proposed Employment (in Number)
39	नेपाल सोलार फार्म प्रा.लि.	कास्की जिल्ला, रूपाकोट गाउँपालिका वडा नं. ६	506,576,374	500,000,000	सौर्य विद्युत ४.४ मे.वा.	20
40	एमपीक इनर्जी प्रा.लि.	संखुवासभा जिल्ला, भोटखोला गाउँपालिका वडा नं. ४	21,870,071,000	21,678,807,339	जलविद्युत १३२ मे.वा.	70
41	पालुन खोला हाइड्रोपावर प्रा.लि.	ताप्लेजुङ जिल्ला, मिक्काखोला गाउँपालिका वडा नं. ५	4,164,636,000	4,120,637,000	जलविद्युत २१ मे.वा.	31
42	फेदीखोला हाईड्रो पावर कम्पनी प्रा.लि.	भोजपुर जिल्ला, साल्पासिलिद्धो गाउँपालिका वडा नं. ६	649,851,000	639,851,000	जलविद्युत ३.५२ मे.वा.	16
43	पिस इनर्जी कम्पनी प्रा.लि.	ताप्लेजुङ जिल्ला, सिरिजङ्गा गाउँपालिका तथा सिदिङ्वा गाउँपालिका	4,372,830,000	4,359,100,000	जलविद्युत २२.९ मे.वा.	52
44	पाँच खपन हाइड्रोपावर प्रा.लि.	संखुवासभा जिल्ला, पाँच खपन नगरपालिका र चैनपुर नगरपालिका	1,209,100,000	1,178,258,000	जलविद्युत ६.९ मे.वा.	79
45	एभरेष्ट इनर्जी एण्ड इन्फ्रास्ट्रक्चर फण्ड प्रा.लि.	म्याग्दी जिल्ला, धौलागिरी गाउँपालिका वडा नं. ४	3,318,088,391	3,271,890,706	जलविद्युत १४.७ मे.वा.	68
46	अरूण भ्याली हाइड्रोपावर डेभलपमेन्ट कम्पनी लिमिटेड शाखा उद्योग १	पाँचथर जिल्ला, हिलिहाङ गाउँपालिका वडा नं. १	1,986,803,000	1,979,167,000	जलविद्युत ९.९४ मे.वा.	202
47	आशुतोष इनर्जी प्रा.लि.	गोर्खा जिल्ला खरिवोट गा.वि.स. वडा नं. ५	1,300,000,000	1,295,200,000	जलविद्युत 8.63 MW	14
उत्पादनमूलक (Manufacturing)						
1	रियल स्टील्स प्रा.लि.	पर्सा जिल्ला वीरगंज महानगरपालिका वडा नं. २८	249,000,000	170,000,000	BLACK PIPE 50000 M.T., HR/CR SHEET CUT TO LENGTH 5500 M.T., SHUTTER GUIDE 2500 M.T., SHUTTER PROFILE 5000 M.T.	166
2	राजदेवी पल्प एण्ड पेपर इण्डस्ट्री प्रा.लि.	सर्लाही जिल्ला बरहथवा गा.वि.स. वडा नं. ७	2,174,925,204	1,992,983,874	WRITING AND PRINTING PAPER 24750 M.T.	894
3	छंङ्गा फे वुड प्रोसेसिङ्ग प्लाण्ट प्रा.लि.	काठमाडौं जिल्ला, तारकेश्वर न.पा. ७	5,000,000	4,000,000	WOODEN FURNITURE 5000 NOS.	18
4	वेभ फर्मास्युटिकल्स	धादिङ जिल्ला दार्खा गा.वि.स. , धुनिवेशी	434,219,000	419,597,000	TABLET 100 MILLION UNITS, CAPSULES 50	83

SN	Industry Name	Address	Proposed Total Capital (in Rs)	Proposed Fixed Capital (in Rs)	Proposed Annual production capacity	Proposed Employment (in Number)
	प्रा.लि.	नगरपालिका वडा नं. ८			MILLION UNITS, ORAL LIQUIDS 300000 LITRES, OINTMENT 2 MILLION TUBES, ORS ELECTROLYTE 20000 KG, DRY SYRUP 7000 KG	
5	सूर्य नेपाल प्रा.लि. शाखा उद्योग -४	मोरङ्ग जिल्ला, बुढीगंगा गा.पा. १	240,000,000	190,000,000	CONFECTIONER Y 9000 MT	265
6	ए प्लस सिमेण्ट प्रा.लि.	झापा जिल्ला तोपगाछी गा.वि.स. वडा नं. १, कमल गाउँपालिका वडा नं. १	408,000,000	320,000,000	PORTLAND POZZOLANA CEMENT (PPC) 60000 M.T., PORTLAND SLAG CEMENT (PSC) 60000 M.T., ORDINARY PORTLAND CEMENT (OPC) 60000 M.T.	60
7	प्रेष्टिज कार्पेट इण्डस्ट्रिज	बारा जिल्ला पिप्रा सिमरा गा.वि.स. , जीतपुर सिमरा उपमहानगरपालिका वडा नं. २३	240,000,000	180,000,000	कार्पेट ९००००० वर्ग मीटर	55
8	दुर्गा स्टील्स इण्डस्ट्रिज प्रा.लि.	झापा जिल्ला बिर्तामोड नगरपालिका (साविक अनारमनी गा.वि.स.) वडा नं. ४	200,000,000	152,400,000	MS ANGLE AND PATTI 15000 M.T., BINDING WIRE 3000 M.T., RIBBED WIRE 6000 M.T., MS PIPE 6000 M.T.	20
9	रोहतो मेन्थोलेटम नेपाल प्रा.लि.	काभ्रे जिल्ला बनेपा नगरपालिका वडा नं. १३	100,000,000	60,000,000	SHAMPOO 150000 UNITS, SHOWER GEL 160000 UNITS, CREAM 300000 UNITS, FACIAL CREAM 200000 UNITS, FACE WASH 200000 UNITS, SUNSCREEN 120000 UNITS, LIP CARE 80000 UNITS	49
10	कृष मोटर प्रा.लि.	बाँके जिल्ला नेपालगंज नगरपालिका वडा नं. १७	244,000,000	184,000,000	TRACTORS 1000 NOS	100
11	आरती स्ट्रिप्स	मोरङ्ग जिल्ला,	245,000,000	150,000,000	GALVALUME SHEET/COIL	140

SN	Industry Name	Address	Proposed Total Capital (in Rs)	Proposed Fixed Capital (in Rs)	Proposed Annual production capacity	Proposed Employment (in Number)
	प्रा.लि. शाखा उद्योग १	बुढीगङ्गा गा.पा. १			75000 MT	
12	खजुरिको नेपाल प्रा.लि. शाखा उद्योग ३	मकवानपुर जिल्ला हेटीडा नगरपालिका वडा नं. ८	30,000,000	26,250,000	PUFF PASTRY 200 M.T.	34
13	बेला इलेक्ट्रिक अटो प्रा.लि.	चितवन जिल्ला भरतपुर महानगरपालिका वडा नं. ३	7,500,000	3,900,000	ELECTRIC MOTORCYCLE/S COOTER 450 NOS.	20
14	गणपति डोर एण्ड प्लाइवोर्ड इण्डस्ट्रिज प्रा.लि.	बाँके जिल्ला कोहलपुर गा.वि.स. वडा नं. १	241,566,000	210,366,000	PLYWOOD AND FALSE DOOR 6000000 SQ. METRE, DECORATED BIT 40000 RUNNING FEET	124
15	नेपाल विश्वकर्मा इन्जिनियरिङ्ग प्रा.लि.	चितवन जिल्ला भरतपुर महानगरपालिका वडा नं. ३	10,000,000	8,550,000	FASTENING COMPONENTS (NUTS, BOLTS) 250 MT	23
16	ब्राईट फिड प्रा.लि.	सुनसरी जिल्ला धरान नगरपालिका वडा नं. ८	140,169,938	64,500,000	ANIMAL FEED 216000 M.T.	28
17	टेन स्टील्स प्रा.लि.	नवलपरासी जिल्ला रामग्राम नगरपालिका वडा नं. १५	247,000,000	157,000,000	MILT STEEL PIPE 12000 M.T., STAINLESS STEEL PIPE 6000 M.T.	200
18	गोयल इस्पात प्रा.लि.	नवलपरासी जिल्ला रामग्राम नगरपालिका वडा नं. १०	2,000,000,000	1,700,000,000	MS PIPE 50000 M.T., GI PIPE 2000 M.T., ELECTRIC POLE 4000 M.T., HR/CR CUT TO LENGTH SHEET 24000 M.T., GI SHEET 10000 M.T., PRE-PAINTED GI SHEET 5000 M.T., SHUTTER PARTS 5000 M.T.	125
19	ग्रेस फार्मास्युटिकल्स प्रा.लि. शाखा उद्योग २	रुपन्देही जिल्ला तिलोत्तमा नगरपालिका (साविक मधवलिया गा.वि.स.) वडा नं. ११	455,307,000	381,180,000	TABLET (NON-CEPHA) 150 MILLION UNITS, TABLET (CEPHA) 10 MILLION UNITS, DRY SYRUP (CEPHA) 10 MILLION UNITS, CAPSULE 10 MILLION UNITS, ORAL LIQUID 200000 LTR, TOPICAL	101

SN	Industry Name	Address	Proposed Total Capital (in Rs)	Proposed Fixed Capital (in Rs)	Proposed Annual production capacity	Proposed Employment (in Number)
					PREPARATION 20000 KG	
20	कान्तिपुर फार्मास्युटिकल्स प्रा.लि.	ललितपुर जिल्ला ललितपुर महानगरपालिका वडा नं. ५	296,799,000	288,669,000	TABLET AND BALMS 100 MILLION, ORAL POWDER 5000 KG, ORAL LIQUID 500000 LITRES	64
21	कृष्ण एल.डी. डेकोर प्रा.लि.	मोरङ्ग जिल्ला, धनपाल थान गाउँपालिका वडा नं. ६	167,000,000	120,000,000	PHENOLIC UREA RESIN 8400 M.T., LAMINATES 21600000 SQ. FT., PLYWOOD MELAMINE RESIN 2400 M.T.	61
22	हिरोइन अटो इलेक्ट्रीक इन्डस्ट्री प्रा.लि.	कन्चनपुर जिल्ला, भिमदत्त न.पा. ६	100,000,000	51,400,000	THREE WHEELER VAN 400 NOS., FOUR WHEELER VAN/CAR 400 NOS., MINI TRUCK 100 NOS.	50
23	हिम-श्री फुड्स वेष्टर्न नेपाल लिमिटेड	बर्दिया जिल्ला, बासगढी नगरपालिका वडा नं. ३	620,000,000	518,000,000	चाउचाउ ५७८४.८० मे.टन	189
24	मंगलम् इण्डस्ट्रिज प्रा.लि.	रुपन्देही जिल्ला, रोहिणी गा.पा. ३	196,000,000	136,000,000	HDPE PIPE 1000 MT, CPVC PIPE 800 MT, BATHROOM FITTINGS 500 MT, PEX PIPE 4000 MT	94
25	स्वस्तिका प्लाई उड उद्योग प्रा.लि.	झापा जिल्ला मेचीनगर नगरपालिका वडा नं. ७	193,000,000	123,123,000	PLYWOOD 6185000 SQ. FT.	59
26	सिद्धार्थ पाइप्स प्रा.लि.	नवलपरासी जिल्ला रामग्राम नगरपालिका वडा नं. १५	240,000,000	222,549,700	CPVC PIPE 1800 M.T., CPVC FITTINGS 72 M.T., PVC PIPE 4320 M.T., PVC FITTINGS 144 M.T., HDPE PIPE 5760 M.T.	94
27	दुर्गा सिन्थेटिक प्रा.लि.	मोरङ्ग जिल्ला, बुढीगङ्गा गाउँपालिका वडा नं. ३	224,400,000	166,270,000	PP WOVEN FABRIC 3880 M.T.	25
28	अथर्व सिमेन्ट प्रा.लि.	स्याङ्जा जिल्ला वालिङ नगरपालिका वडा नं. १	1,500,000,000	1,200,000,000	ORDINARY PORTLAND CEMENT (OPC) 150000 M.T., PORTLAND POZZOLANA CEMENT (PPC) 159000 M.T.,	250

SN	Industry Name	Address	Proposed Total Capital (in Rs)	Proposed Fixed Capital (in Rs)	Proposed Annual production capacity	Proposed Employment (in Number)
					CLINKER 88980 M.T.	
29	श्याम लेमिनेट्स प्रा.लि.	रुपन्देही जिल्ला, रोहिणी गाउँपालिका वडा नं. ४	120,000,000	89,500,000	DECORATIVE PAPER BASED LAMINATES 12000000 PCS	19
30	स्वर्णकार मेटल इण्डस्ट्रिज प्रा.लि.	बारा जिल्ला कलैया नगरपालिका वडा नं. १८	172,014,000	159,744,000	PRESSURE COOKER, DEKCHI, PLATE, THAL, KACAURA, KARAH, KITALI, TAPKE, WATA, GALARI, MILKKEN, BALTIN, FRYPIN AND OTHER ALUMINUM GOODS 324000 M.T.	120
31	हाओसुन एग्रिकल्चर फ्रुट्स एण्ड अर्गानिक हाउस प्रा.लि.	सुनसरी जिल्ला, दुहवी न.पा. १२	5,000,000	3,500,000	VEGETABLES 40 MT, FRUITS 40 MT, FOOD GRAINS (PADDY, MAIZE ETC.) 20 MT	13
32	बि.एस. सिमेण्ट इण्डस्ट्रिज प्रा.लि.	पाल्पा जिल्ला, मायागढी गाउँपालिका वडा नं. ५	172,014,000	159,744,000	चुनहुइगा ३२४००० मे.टन	29
33	चार्ज नेपाल प्रा.लि. शाखा उद्योग १	लमजुङ जिल्ला, दुधपोखरी गा.पा. २	3,000,000	2,100,000	PROCESSED COFFEE BEANS 9 MT	15
34	बेन्लिङ्ग मोटर टेक्नोलोजी कम्पनी प्रा.लि.	काठमाडौं जिल्ला काठमाण्डौ महानगरपालिका वडा नं. ३३	40,000,000	25,000,000	ELECTRIC MOTORCYCLE/S COOTER 600 NOS., THREE WHEELER VAN 120 NOS., FOUR WHEELER VAN 120 NOS.	40
35	नेपाल जिआन्ट कार इन्डस्ट्रि ग्रुप प्रा.लि.	बारा जिल्ला श्रीनगर वैरिया गा.वि.स. वडा नं. २	49,000,000	34,000,000	ASSEMBLING गरी ELECTRIC MOTORCYCLE/ SCOOTER 600 NOS, ELECTRIC CAR/VAN 200 NOS	40
36	हर्ब नेपाल प्रा.लि. शाखा उद्योग २	भक्तपुर जिल्ला, सूर्यविनायक न.पा. ८	3,000,000	1,200,000	HERBAL CREAM 1 MT, HERBAL SOAP 2 MT, HERBAL OIL 5 MT	15
37	अफ सिल्क एण्ड साल्ट प्रा.लि. शाखा उद्योग १	ललितपुर जिल्ला महालक्ष्मी नगरपालिका वडा नं. ६	5,000,000	3,500,000	SHIRTS 1500 PCS, T-SHIRTS 2400 PCS, SWEATERS 2000	12

SN	Industry Name	Address	Proposed Total Capital (in Rs)	Proposed Fixed Capital (in Rs)	Proposed Annual production capacity	Proposed Employment (in Number)
					PCS, CAPS/MUFFLERS 2000 PCS, TROUSERS/PANTS/LEGGINS 2000 PCS, DRESSES 2000 PCS, SCARVES/SHAWLS/PONCHES 2100 PCS, SKIRTS 2400 PCS, BAGS 2500 PCS, PILLOW COVERS 2000 PCS, GLOVES/MITTENS 2200 PCS, SOCKS 2000 PCS, TABLE CLOTHES 2400 PCS, MATTRESS COVER 2000 PCS, BED SHEETS 2000 PCS	
38	ब्ल्युम्यान टेक्स प्रा.लि.	काठमाडौं जिल्ला बुढानिलकण्ठ नगरपालिका वडा नं. ६	5,000,000	2,700,000	SHIRT, T-SHIRT, SKIRT, TROUSER, SHORTS, CAP, SHAWL, MUFFLER 42000 PCS.	37
39	एन.के.पेनल प्रा.लि.	झापा जिल्ला शिवसताक्षी नगरपालिका (साविक सतासीधाम गा.वि.स.) वडा नं. १	650,000,000	500,000,000	EPS SANDWICH PANEL 6660 M.T.	100
40	सलाई डेस्टिनी प्रा.लि.	काठमाडौं जिल्ला बुढानिलकण्ठ नगरपालिका वडा नं. ४	10,000,000	4,964,568	DISPLAY BOARD 1000 NOS.	12
41	सीईडीबी हाइड्रोपावर डेभलपमेण्ट कम्पनी लिमिटेड	लमजुङ जिल्ला, दोर्दी गाउँपालिका वडा नं. ५	220,315,000	217,775,890	जलविद्युत ९७४ कि.वा.	19
42	सञ्जीवनी हर्वास्पुटिकल्स प्रा.लि.	पर्सा जिल्ला, बहुदरमाई नगरपालिका वडा नं. १	195,076,000	183,883,000	CHURNA 25000 KG, TABLETS 10 MILLIONS, CAPSULES 2 MILLIONS, LIQUIDS 200000 LITRES, AVELEHA 5000 KG, OINTMENT	65

SN	Industry Name	Address	Proposed Total Capital (in Rs)	Proposed Fixed Capital (in Rs)	Proposed Annual production capacity	Proposed Employment (in Number)
					AND CREAM 0.5 MILLION	
43	प्रोबायोटेक इण्डस्ट्रिज प्रा.लि. शाखा उद्योग ७	पर्सा जिल्ला, वीरगञ्ज म.न.पा. २१	222,500,000	157,500,000	दाल 25800 MT, चक्की आटा 4500 MT	47
44	हाइजिन प्याक्स नेपाल प्रा.लि.	झापा जिल्ला कमल गाउँपालिका वडा नं. २, समयनगर	215,483,000	128,000,000	JUICE 8640 KL	61
45	हाइटेक्स सिन्थेटिक्स प्रा.लि.	मोरङ्ग जिल्ला, बुढीगङ्गा गाउँपालिका वडा नं. ३	245,976,500	200,180,500	YARN(PP, POLYESTER, NYLON, ACRYLIC) 4500 M.T.	42
46	दुर्गा म्याट्रेस म्यानुफ्याक्चरिङ इण्डस्ट्रिज प्रा.लि.	झापा जिल्ला भद्रपुर नगरपालिका वडा नं. ९	30,000,000	19,200,000	ORDINARY COIR MATTRESS 10000 SETS, RUBBERISED COIR MATTRESS 660 MT	34
47	प्रिमियर फुड एण्ड बेभरेज इण्डस्ट्रिज प्रा.लि.	चितवन जिल्ला खैरहनी गा.वि.स. वडा नं. ४	150,000,000	115,000,000	CHIPS 365 MT, SNACKS 390 MT, EXTRUDED SNACKS 215 MT	65
48	कमला ह्युम पाईप प्रा.लि.	मकवानपुर जिल्ला मनहरी गा.वि.स. वडा नं. ६	237,450,000	221,450,000	HUME PIPE 15000 UNITS	58
49	मिथिला अटो क्राफ्ट प्रा.लि.	धनुषा जिल्ला जनकपुर नगरपालिका वडा नं. २४	248,108,300	100,050,000	THREE WHEELERS TEMPO 1500 NOS., THREE WHEELERS (ELECTRIC) 500 NOS., THREE WHEELERS LOAD CARRIER 100 NOS.	88
50	यति कार्पेट प्रा.लि.	पर्सा जिल्ला वीरगञ्ज महानगरपालिका वडा नं. ३२	240,000,000	165,000,000	NON WOVEN CARPET 9000 M.T.	82
51	देवीकृपा हार्डवेयर प्रा.लि.	बारा जिल्ला परवानीपुर गाउँपालिका वडा नं. ५	20,000,000	15,400,000	MILD STEEL ITEMS (SUCH AS HINGE, ALDROP, DOOR STOPPER, NUT BOLT, DOOR/WINDOW FITTING ITEMS ETC.) 40 MT, BRASS/BRONZE/ ALUMINUM ITEMS (SUCH AS DOOR HINGES/DOOR FITTINGS/ALDR	19

SN	Industry Name	Address	Proposed Total Capital (in Rs)	Proposed Fixed Capital (in Rs)	Proposed Annual production capacity	Proposed Employment (in Number)
					OP, BUSHES ETC.) 30 MT	
52	उग्रतारा स्टील इण्डस्ट्रिज प्रा.लि.	कैलाली जिल्ला घोडाघोडी वडा नं. १०	1,280,000,000	530,000,000	CONSTRUCTION MATERIALS 120000 MT	322
53	सिनर्जी सिमेण्ट प्रा.लि.	कपिलवस्तु जिल्ला, शिवराज नगरपालिका वडा नं. ८	9,785,895,000	8,803,874,000	CLINKER (CAPTIVE CONSUMPTION) 838200 MT, ORDINARY PORTLAND CEMENT (OPC) 330000 MT, PORTLAND POZZOLANA CEMENT (PPC) 330000 MT, PORTLAND SLAG CEMENT (PSC) 330000 MT	399
54	मल्टीकेयर सर्जिकल प्रा.लि.	मकवानपुर जिल्ला भार्ता गा.वि.स. , बकैया गाउँपालिका वडा नं. ५	217,819,894	196,019,894	DISPOSABLE SYRINGE (5 ML) 10 MILLIONS, DISPOSABLE SYRINGE (10 ML) 5 MILLIONS, DISPOSABLE SYRINGE (3 ML) 12 MILLIONS	42
55	रिलायन्स पेन्ट्स इण्डस्ट्रिज प्रा.लि. शाखा उद्योग १	रुपन्देही जिल्ला, देवदह न.पा. १२	28,600,000	21,500,000	ACRYLIC PAINTS (WATER BASED) 600 KL, ALKYD PAINTS (SOLVENT BASED) 600 KL	37
56	बाबा सनफिड इण्डस्ट्रिज प्रा.लि.	मोरङ्ग जिल्ला कटहरी गा.वि.स. वडा नं. ६	222,000,000	178,000,000	MASH FEED 5900 MT, PELLET FEED 3000 MT	34
57	क्लासिक पोलिमर्स प्रा.लि.	रुपन्देही जिल्ला, ओम सतिया गा.पा. वडा नं. ५	132,100,000	30,700,000	PVC DOUBLE COLOUR ANTI SLIP MAT 1434 MT, PVC COMPOUND 931 MT	18
58	जगदम्बा अटो ग्रुप प्रा.लि.	बारा जिल्ला, जीतपुर सिमरा उपमहानगरपालिका वडा नं. ८	245,500,000	150,000,000	मोटरसाइकल ६०००० थान, स्कुटर ४०००० थान	150
59	मैतु कन्स्ट्रक्सन मेटेरियल्स प्रा.लि.	भक्तपुर जिल्ला चाँगुनारायण न.पा. वडा नं. २	25,000,000	19,400,000	ENAMEL PAINT- 40 MT, PRIMER 40 MT, CEMENT PAINT 40 MT, DISTEMPER 40 MT, EMULSION PAINT 40 MT.,	22

SN	Industry Name	Address	Proposed Total Capital (in Rs)	Proposed Fixed Capital (in Rs)	Proposed Annual production capacity	Proposed Employment (in Number)
					COLOR LIME 40 MT	
60	मारुती सिमेण्ट्स लिमिटेड शाखा उद्योग १	सिराहा जिल्ला गोलबजार न.पा. वडा नं. ९	2,578,825,000	1,978,825,000	ORDINARY PORTLAND CEMENT (OPC) 660000 MT, CLINKER FOR SALE 13200 MT	587
61	सनसाईन न्यू टेक्नोलोजी वाटर प्युरीफाईडिंग एण्ड इलेक्ट्रीक एप्लाइन्स कम्पनी प्रा.लि.	काठमाडौं जिल्ला चन्द्रागिरी न.पा. वडा नं. ९	32,500,000	25,500,000	CERAMIC WATER FILTER 90000 NOS.	40
62	एक्स ईन एग्रो फार्म प्रा. लि.	ललितपुर जिल्ला गोदावरी गा.वि.स. वडा नं. ३	45,000,000	40,600,000	SHRIMP PROCESSING 100 MT, DRY SHRIMP MEAT 10 MT	25
63	काबेली सिमेण्ट इण्डस्ट्रिज प्रा.लि.	झापा जिल्ला हल्दिबारी गा.वि.स. वडा नं. ३	500,000,000	168,600,000	ORDINARY PORTLAND CEMENT (OPC) 150000 M.T., PORTLAND POZZOLANA CEMENT (PPC) 100000 M.T., PORTLAND SLAG CEMENT (PSC) 50000 M.T.	76
64	त्रिवेणी रबर इण्डस्ट्रिज प्रा.लि.	बारा जिल्ला, जीतपुर सिमरा उपमहानगरपालिका वडा नं. ९	300,000,000	160,608,000	TYRE OF VARIOUS SIZES 500000 NOS.	61
65	झोङ्ग वाङ्ग स्टील चाइना कम्पनी प्रा.लि.	धादिङ जिल्ला धुनीबेसी न.पा. वडा नं. ९	245,000,000	157,000,000	MILD STEEL (MS) ROD 30000 MT	80
66	निहोन बेकरी प्रा.लि.	काठमाडौं जिल्ला तारकेश्वर नगरपालिका वडा नं. १०	10,000,000	7,000,000	BAKERY PRODUCTS (BREAD, DONUT, COOKIES, CROISSANT, CAKE, PASTRY, CINNAMON ROLL, PIE ETC.) 150 MT	25
67	ग्रेटवाल इलेक्ट्रिक मेहिकल प्रा.लि.	चितवन जिल्ला भरतपुर महानगरपालिका वडा नं. ५	35,000,000	23,000,000	ELECTRIC MOTORCYCLE/S COOTER 400 NOS., ELECTRIC THREE WHEELER VEHICLES 120 NOS., ELECTRIC	44

SN	Industry Name	Address	Proposed Total Capital (in Rs)	Proposed Fixed Capital (in Rs)	Proposed Annual production capacity	Proposed Employment (in Number)
					FOUR WHEELER VEHICLES 120 NOS.	
68	एस्सेल ईण्डस्ट्रिज नेपाल प्रा. लि.	परासी जिल्ला रामग्राम नगरपालिका वडा नं. १०	130,000,000	104,750,000	PET FLAKES 18000 MT, SCRAPS 1440 MT	40
69	वाई.आर. टायर इण्डस्ट्रिज प्रा.लि.	चितवन जिल्ला, कालिका नगरपालिका वडा नं. ८	300,000,000	185,792,000	TYRE OF VARIOUS SIZE 500000 NOS., FLAPS 105 M.T.	52
70	नेक्सस फार्मर कम्पनी प्रा.लि.	चितवन जिल्ला भरतपुर महानगरपालिका वडा नं. ८	25,000,000	23,100,000	DRIED VEGETABLES 30 MT, DRIED MUSHROOM 20 MT, DRIED FRUITS 15 MT	21
71	आई.एम.ई. हर्बल एण्ड फुड्स प्रोडक्ट्स प्रा.लि.	नवलपरासी जिल्ला गैँडाकोट गा.वि.स. वडा नं. ६	241,452,000	141,452,000	HERBAL EXTRACT, HERBAL MEDICINE AND COSMETIC 87.8 M.T.	73
72	होली लाइट साइनवर्क्स टेक्नोलोजी प्रा.लि.	काठमाडौं जिल्ला काठमाण्डौ महानगरपालिका वडा नं. २६	10,000,000	5,800,000	ASSEMBLY OF DIGITAL HOARDING BOARDS 1500 NOS.	15
73	अविरल इन्द्रवती रोडा बुङ्गा तथा बालुवा उद्योग प्रा.लि.	सिन्धुपाल्चोक जिल्ला इचोक गा.वि.स. वडा नं. १	79,800,000	49,800,000	CRUSHED STONE/STONE AGGREGATES 65000 CU.M., PULVERISED STONE DUST/SAND 35000 CU.M.	37
74	डिजिटल होम ईन्टरनेशनल प्रा.लि.	ललितपुर जिल्ला गोदावरी नगरपालिका वडा नं. १४	250,000,000	100,750,000	DIGITAL TV SET-UP BOX (STB) 22,00,000 NOS.	60
75	त्रिएक फेशन गार्मेण्ट प्रा.लि.	चितवन जिल्ला भरतपुर महानगरपालिका वडा नं. १२	5,200,000	2,900,000	SHIRT 10000 PIECES, T-SHIRTS 10000 PIECES, PULLOVER 4000 PIECES, JACKET 4000 PIECES, SKIRT 4000 PIECES, TROUSER 10000 PIECES, SHORTS 3000 PIECES	29
76	अम्बे भवानी प्लाईवोर्ड उद्योग प्रा.लि.	झापा जिल्ला विर्तामोड नगरपालिका (साविक अनारमनी गा.वि.स.)	240,000,000	159,000,000	PLYWOOD 27200000 SQ. FT., PLYBOARD 9800000 SQ. FT.	220

SN	Industry Name	Address	Proposed Total Capital (in Rs)	Proposed Fixed Capital (in Rs)	Proposed Annual production capacity	Proposed Employment (in Number)
		वडा नं. २				
77	गरुड सिमेन्ट इण्डस्ट्रिज प्रा. लि.	काठमाडौं जिल्ला काठमाण्डौ महानगरपालिका वडा नं. १४	4,891,792,500	4,555,792,500	ORDINARY PORTLAND CEMENT (OPC) 623700 MT, PORTLAND SLAG CEMENT (PSC) 267300 MT	378
78	भेन्चुरा बोटलर्स प्रा.लि.	मकवानपुर जिल्ला मनहरी गा.वि.स. वडा नं. ६	250,000,000	223,247,372	JUICE 1902000 LTR, CARBONATED SOFT DRINKS 1104000 LTR, MINERAL WATER 12525000 LTR	72
79	बाबुस बुम प्रा.लि.	कैलाली जिल्ला जानकी गाउँपालिका गा.वि.स. वडा नं. ९	5,000,000	3,100,000	SHIRTS 4000 PIECES, TROUSER 5000 PIECES, TRACKSUIT 3000 PIECES, T-SHIRTS 6000 PIECES, JACKET 4000 PIECES, WAISTCOAT 6000 PIECES, SKIRT 7000 PIECES, REUSABLE CLOTH DIAPERS 100000 PIECES	30
80	सहारा सिमेन्ट प्रा.लि.	झापा जिल्ला बिर्तामोड नगरपालिका (साबिक अनारमनी गा.वि.स.) वडा नं. २	591,000,000	370,000,000	ORDINARY PORTLAND CEMENT (OPC) 150000 M.T., PORTLAND POZZOLANA CEMENT (PPC) 100000 M.T., PORTLAND SLAG CEMENT (PSC) 50000 M.T.	78
81	ग्रीनट्री रेडिमेड गार्मेन्ट प्रा.लि.	ललितपुर जिल्ला कार्यविनायक न.पा. वडा नं. ५	5,000,000	2,700,000	SHIRT- 10000 PIECES, TROUSER 10000 PIECES, TRACKSUIT 10000 PIECES, T-SHIRT 10000 PIECES, JACKET 10000 PIECES, SKIRT 5000 PIECES, JUMPSUI 5000 PIECES, KURTA	20

SN	Industry Name	Address	Proposed Total Capital (in Rs)	Proposed Fixed Capital (in Rs)	Proposed Annual production capacity	Proposed Employment (in Number)
82	क्रस मेडिकेयर प्रा.लि.	काठमाडौं जिल्ला तारकेश्वर नगरपालिका वडा नं. ७	10,000,000	7,100,000	5000 PIECES URINE DRAINAGE BAGS 1500000 NOS, IV INFUSION SETS 900000 NOS, STEAM VAPORIZER 400000 NOS, CATHETERS 500000 NOS	37
83	हिम इलेक्ट्रोनिक्स प्रा.लि. शाखा उद्योग १	नवलपरासी जिल्ला रामग्राम नगरपालिका वडा नं. ११	249,300,000	190,500,000	TELEVISION 40000 NOS., ROOM HEATER 20000 NOS., LED BULB/ FITTINGS TUBELIGHT 3000 NOS., ELECTRICAL FAN AND COOLER 120000 NOS., EPS CUSHION (FOR CAPTIVE USE) 50000 NOS.	167
84	मध्यमाञ्चल बोन इण्डस्ट्रिज प्रा.लि.	पर्सा जिल्ला, वीरगञ्ज म.न.पा. २१	22,500,000	10,500,000	BONE CHIPS 12000 MT, FEED SUPPLEMENT 1550 MT, BONE POWDER 2400 MT	25
85	पारस इण्डस्ट्रिज प्रा.लि.	मोरङ्ग जिल्ला, बुढीगङ्गा गाउँपालिका वडा नं. ५	1,510,791,100	236,581,600	ORDINARY PORTLAND CEMENT (OPC) 420000 M.T., PORTLAND POZZOLANA CEMENT (PPC) 240000 M.T., PORTLAND SLAG CEMENT (PSC) 237000 M.T.	196
86	कालिका रिफाइनरी प्रा.लि.	नवलपरासी जिल्ला गैडाकोट गा.वि.स. वडा नं. ७	564,000,000	350,000,000	RBD PALM/PALMOELI N 16500 M.T., REFINED SOYABEAN OIL 33000 M.T., REFINED SUNFLOWER OIL 16500 M.T., RICE BRAN OIL 9900 M.T., DE-OILED CAKE 26730 M.T., BY PRODUCT (ACID	110

SN	Industry Name	Address	Proposed Total Capital (in Rs)	Proposed Fixed Capital (in Rs)	Proposed Annual production capacity	Proposed Employment (in Number)
					OIL) 1518 M.T.	
87	जेनजोड्ग मेशिनरी म्यानुफ्याक्चरिङ्ग कम्पनी प्रा.लि.	काठमाडौं जिल्ला चन्द्रागिरी न.पा. वडा नं. ४	5,000,000	3,000,000	ASSEMBLY OF CONCRETE MIXTURE/BLENDER 100 NOS	19
88	सार्प भिजन इन्टरप्राइजेज प्रा.लि.	सुनसरी जिल्ला ईटहरी उप-महानगरपालिका वडा नं. ६	20,000,000	13,000,000	ELECTRIC TWO WHEELERS (SCOOTERS) 60 NOS., IC ENGINE THREE WHEELERS (RICKSHAWS) 120 NOS.	21
89	सिङ्ग यी डेकोरेशन कम्पनी प्रा.लि.	काठमाडौं जिल्ला नागार्जुन नगरपालिका वडा नं. २	10,000,000	7,000,000	ALUMINIUM DOORS AND WINDOWS 72000 SQ. FT.	19
90	जिङ्गनिङ्ग वेइजिअ इण्डस्ट्रियल बेभरेज कम्पनी प्रा.लि.	चितवन जिल्ला भरतपुर महानगरपालिका वडा नं. ५	48,000,000	28,000,000	JUICE 2000 KL	30
91	बोधि लिफ गार्मेण्ट्स प्रा.लि.	काठमाडौं जिल्ला नागार्जुन नगरपालिका वडा नं. ६	5,000,000	2,800,000	READYMADE GARMENTS (SHIRT T-SHIRT, SKIRT, TROUSER, SHORTS. CAP, SHAWL, MUFFLER ETC.) 40000 PIECES	42
92	कन्काई बिर्ता अर्जुन नबिकरणिय उर्जा तथा फोहर मैला व्यवस्थापन कम्पनी लिमिटेड	झापा जिल्ला कन्काइ नगरपालिका (साविक सुरुङ्गा गा.वि.स.) वडा नं. ३	162,180,400	155,680,400	BIOGAS 245 M.T., ORGANIC COMPOST 2850 M.T.	21
93	ब्रजेश्वरी इण्डस्ट्रिज प्रा.लि.	नवलपरासी जिल्ला रामग्राम नगरपालिका वडा नं. १५	250,000,000	219,975,421	DISHWASH CAKE 6000 MT, DETERGENT POWDER 6000 MT	84
94	श्रीकृष्ण पोलीप्लास्ट प्रा.लि.	रुपन्देही जिल्ला बुटवल उप-महानगरपालिका वडा नं. १८	40,000,000	30,010,000	TARPAULIN 600 MT	59
95	लक्ष्मी मोटर कपरिशन प्रा.लि.	नवलपरासी जिल्ला रामग्राम नगरपालिका वडा नं. ६	5,100,000,000	2,134,000,000	FOUR WHEEL VEHICLE 8000 NOS	440
96	बक्स रिन्युवेबल इनर्जी प्रा.लि.	सर्लाही जिल्ला ईश्वरपुर गा.वि.स. वडा नं. ५	200,000,000	170,000,000	BIOMAS/WOOD PELLET 20000 M.T.	66
97	आर.एम.	मकवानपुर जिल्ला	150,000,000	105,000,000	FABRIC WASH BARES	132

SN	Industry Name	Address	Proposed Total Capital (in Rs)	Proposed Fixed Capital (in Rs)	Proposed Annual production capacity	Proposed Employment (in Number)
	केमिकल्स नेपाल प्रा.लि.	हेटौडा नगरपालिका वडा नं. १			(LAUNDRY SOAP) 5000 TONS, FABRIC WASH POWDER (LAUNDRY DETERGENT POWDER) 17000 TONS, HAIR OIL 250 TONS	
98	ग्लोबल पोलिक्वाड्रक इण्डस्ट्रिज प्रा.लि.	सुनसरी जिल्ला ईटहरी उप-महानगरपालिका वडा नं. १३	185,400,000	137,400,000	WATER TANKS BLOW MOULDED 700 M.T., WATER TANKS ROTO MOULDED 220 M.T., WATER TANK LIDS 54 M.T., STORAGE CANS AND JARS 300 M.T., HDPE PIPES 200 M.T., PVC PIPES 300 M.T., CPVC PIPES 200 M.T., PVC FITTINGS 150 M.T., CPVC FITTINGS 100 M.T., OTHER INJECTION MOULDED ITEMS 100 M.T.	22
99	ब्रिग वी फर्मुलेसन प्रा.लि.	काभ्रे जिल्ला धुलिखेल नगरपालिका वडा नं. २	185,180,000	151,947,000	BOLUS 25 MILLIONS, POWDER 100 TONS, LIQUIDS 1000 KILOLITRES, OINTMENT 2000 KG	49
100	जगन्नाथ ग्रुप अफ इण्डस्ट्रिज प्रा.लि.	चितवन जिल्ला भरतपुर महानगरपालिका वडा नं. १६	137,000,000	121,160,000	ACRYLIC PAINTS (WATER BASED PAINTS) 600 KL, ALKYD PAINTS (SOLVENT BASED PAINTS) 600 KL, DRY MORTAR (DRY MIX JOINT MORTAR, PLASTIC MORTAR, WALL PUTTY, TILE ADHESIVE) 10000 M.T.	52
101	त्रिमुर्ति इण्डस्ट्रिज	रुपन्देही जिल्ला बुटवल	124,020,000	105,927,000	CTC TEA 850 M.T., MASALA	60

SN	Industry Name	Address	Proposed Total Capital (in Rs)	Proposed Fixed Capital (in Rs)	Proposed Annual production capacity	Proposed Employment (in Number)
	प्रा.लि. शाखा उद्योग १	उप-महानगरपालिका वडा नं. १२			TEA 200 M.T.	
102	गणेशा फुटवेयर इण्डस्ट्रिज प्रा.लि.	काठमाडौं जिल्ला चन्द्रागिरी न.पा. वडा नं. ३	20,000,000	10,290,000	SHOES 200000 PAIR, SANDALS 200000 PAIR, SLIPPERS 200000 PAIR	24
103	गोयल आल्मुनियम इण्डस्ट्रिज प्रा.लि.	रुपन्देही जिल्ला, रोहिणी गाउँपालिका वडा नं. ३	243,147,000	180,147,000	ALUMINIUM SECTIONS & PROFILES (ANODISED, MILL FINISH AND POWER COATED) 5000 M.T.	50
104	जगदम्बा स्पात प्रा.लि.	बारा जिल्ला, जीतपुर सिमरा उपमहानगरपालिका वडा नं. २	236,624,500	181,684,000	GALVANIZED SHEETS/COILS 10000 M.T., ELECTRIC POLES 5000 M.T., HR/CR SHEETS 10000 M.T., CORRUGATED GALVANIZED SHEETS 10000 M.T., SPRINGS/SHUTT ER PROFILES 5000 M.T.	47
105	फाईबर अप्टिक नेपाल प्रा.लि.	मकवानपुर जिल्ला हेटौडा नगरपालिका वडा नं. ८	200,000,000	157,453,517	INDOOR CABLES 28800 KM, OUTDOOR CABLES 14400 KM	55
106	सन्नी डिस्टिलरी प्रा.लि.	मकवानपुर जिल्ला हेटौडा नगरपालिका वडा नं. ८	200,000,000	140,000,000	BLENDED LIQUOR (VARIOUS STRENGTH) 7000000 LP LITRE	230
107	हेङ्ग फा शुज इण्डस्ट्रिज प्रा.लि.	ललितपुर जिल्ला ललितपुर महानगरपालिका वडा नं. २५	15,000,000	9,200,000	SHOES 200000 PAIRS	60
108	जगदम्बा स्टील्स प्रा.लि. शाखा युनिट १	बारा जिल्ला, जीतपुर सिमरा उपमहानगरपालिका वडा नं. २	249,794,940	172,247,600	GALVALUME SHEETS/COILS 45000 M.T., ELECTRIC POLES 10000 M.T., HR/CR CUT TO LENGTH SHEETS/COILS 25000 M.T., SPRINGS/SHUTT	47

SN	Industry Name	Address	Proposed Total Capital (in Rs)	Proposed Fixed Capital (in Rs)	Proposed Annual production capacity	Proposed Employment (in Number)
					ER PROFILES 5000 M.T.	
109	टियान यू इन्टरन्यासनल प्रा.लि.	चितवन जिल्ला भरतपुर महानगरपालिका वडा नं. ५	245,500,000	124,338,000	ANIMAL FEED (PELLET/DISC) 110000 M.T.	41
110	होङ हुई टेनरिज प्रा.लि.	बारा जिल्ला रामपुर (टोकनी) गा.वि.स. वडा नं. ३	120,000,000	90,000,000	GOAT LEATHER 498750 SQ.FT., BUFF LEATHER 2475000 SQ.FT., LEATHER SPLITS (BY PRODUCT) 742500 SQ.FT.	133
111	एभरेष्ट अटोमोवाईल म्यानुफ्याक्चरिङ्ग कम्पनी प्रा.लि.	काठमाडौं जिल्ला चन्द्रागिरी न.पा. वडा नं. ८	48,000,000	26,900,000	ASSEMBLY OF FOUR-WHEELER CAR 100 NOS., ASSEMBLY OF FOUR-WHEELER VAN/JEEP 100 NOS.	34
112	महालक्ष्मी वायर एण्ड केबल इण्डस्ट्रिज प्रा.लि. शाखा उद्योग १	सुनसरी जिल्ला ईटहरी उप-महानगरपालिका वडा नं. १३	245,500,000	177,479,300	PVC COMPOUNDS 4000 MT, CPVC PIPES 1000 MT, PVC PIPES 2000 MT, HDPE PIPES 2000 MT, COPPER ROD & STROP 1000 MT, ACSR CONDUCTOR 5000 KM, DIE CASTINGS 500 MT, FAN 50000 PCS, MOTOR PUMP 6000 PCS, INDUCTION MOTOR 500 PCS	95
113	जेमिनी रिसाइकलर्स इण्डस्ट्रिज प्रा.लि.	मोरङ्ग जिल्ला, बुढीगङ्गा गाउँपालिका वडा नं. ५	185,960,000	158,360,000	LEAD (RE MELTED) 2310 M.T., PLASTIC CHIPS 210 M.T.	19
114	तेजस्वी सिमेन्ट इण्डस्ट्रिज प्रा. लि.	बाँके जिल्ला गनापुर गा.वि.स. , गन्नापुर	700,000,000	556,423,434	सिमेन्ट 74250 MT	94
115	श्री महालक्ष्मी सुगर्स प्रा.लि.	कपिलवस्तु जिल्ला शिवराज नगरपालिका वडा नं. ७, सिवराज ७, कपिलवस्तु	818,800,000	726,466,500	चीनी 13500 MT	231
116	दाई भाई एण्ड विमल कृषि फार्म तथा दाना उद्योग प्रा.लि.	रौतहट जिल्ला, गरूडा नगरपालिका वडा नं. ६, पोठीयाही	200,000,000	151,113,430	PELLET FEED 12000 MT	55
117	अरिहन्त केमिकल्स	सुनसरी जिल्ला ईटहरी	134,935,000	102,279,000	CHLORINATED	231

SN	Industry Name	Address	Proposed Total Capital (in Rs)	Proposed Fixed Capital (in Rs)	Proposed Annual production capacity	Proposed Employment (in Number)
	एण्ड एड्हेसीभ्स प्रा.लि. शाखा उद्योग १	उप-महानगरपालिका वडा नं. १३			HEAVY NORMAL PARAFFIN 3000 M.T., HYDROCHLORIC ACID 2500 M.T., PASTING POWDER (COLD, HOT, CORRUGATED) 1500 M.T.	
118	गौतम स्टील इण्डस्ट्रिज प्रा. लि.	पर्सा जिल्ला वीरगंज महानगरपालिका वडा नं. १२	48,000,000	35,000,000	MILD STEEL CHANNEL, ANGLE, SQUARE, FLAT, STRIP AND OTHER SECTION 5000 MT	60
कृषि तथा वन पैदावारमा आधारित (Agro and Forestry Based)						
1	अन्नपूर्ण एग्रो ब्रिडिङ्ग एण्ड रिसर्च प्रा.लि.	अर्घाखाँची जिल्ला असुरकोट गा.वि.स. , सितगंगा न.पा. वडा नं. १२	158,000,000	150,000,000	CHICKS 6637500 NOS., POULTRY LITTER (BYPRODUCT/FERTILIZER) 161.5 M.T.	39
2	बिजु पोल्ट्री फार्म प्रा.लि. शाखा उद्योग २	मोरङ्ग जिल्ला टंकिसिनवारी गा.वि.स. वडा नं. २, बुढीगङ्गा गाउँपालिका वडा नं. २	50,000,000	45,000,000	चल्ला ९००००० वटा	15
3	मदानपुर एग्रिकल्चर सेन्टर प्रा.लि.	नुवाकोट जिल्ला, बेलकोटगढी न.पा. १३, मदानपुर	5,000,000	4,000,000	VEGETABLES 30 MT, FRUITS 30 MT, COFFEE BEANS 10 MT	13
4	अट्रिच नेपाल प्रा.लि.	रुपन्देही जिल्ला तिलोत्तमा नगरपालिका (साविक मधवलिया गा.वि.स.) वडा नं. १७	742,000,000	707,000,000	RANDOM OSTRICH MEAT 400 M.T., OSTRICH MEAT (STREAK) 90 M.T., OSTRICH CHICKS 26000 NOS	47
5	जीउ डिङ्ग एग्रो गार्डेन प्रा.लि.	धादिङ जिल्ला, धुनीबेसी न.पा. १	30,000,000	24,600,000	VEGETABLES 80 MT, HERBS 40 MT, FRUITS 10 MT, FLOWERS 5 MT	29
6	भोलुङ अर्गानिक फार्म प्रा.लि.	काभ्रे जिल्ला, चौरी देउराली गा.पा. ८	5,000,000	4,200,000	VEGETABLES 92 MT	16
7	नेपाल औरा प्रा.लि.	भोजपुर जिल्ला, भोजपुर न.पा. १०	14,300,000	11,200,000	HERBAL POWDER 20 MT, ESSENTIAL OIL 14000 LTR., DRIED HERBS 15 MT	24

SN	Industry Name	Address	Proposed Total Capital (in Rs)	Proposed Fixed Capital (in Rs)	Proposed Annual production capacity	Proposed Employment (in Number)
8	ओ.एस.पी. ब्रिडर्स प्रा.लि.	मोरङ्ग जिल्ला कटहरी गा.वि.स. वडा नं. ६	188,000,000	164,000,000	CHICKS 4500000 PCS, BREEDERS CULLS 5000 KG	91
9	ओर्गेनिक ग्रीन अर्गिकल्चर प्रा.लि.	काठमाडौं जिल्ला बुढानिलकण्ठ नगरपालिका वडा नं. २	6,000,000	5,000,000	VEGETABLES 60 MT	9
10	जोयफुल फार्म प्रा.लि.	काठमाडौं जिल्ला तारकेश्वर नगरपालिका वडा नं. ३	15,000,000	13,225,000	VEGETABLES 150 MT, STRAWBERRY 15 MT, BLUEBERRY 3 MT	27
11	गार्गी एग्रिकल्चर प्रा.लि.	झापा जिल्ला केचना गा.वि.स. वडा नं. ४	5,000,000	3,880,000	TEA LEAVES 300 MT	24
12	एन.सि. एग्रोटेक प्रा.लि.	नवलपरासी जिल्ला गैंडाकोट गा.वि.स. वडा नं. १, गैंडाकोट नगरपालिका वडा नं. १४	150,000,000	134,500,000	VEGETABLES 70 M.T., MUSHROOM 180 M.T.	36
13	नेक्सस फार्मर कम्पनी प्रा.लि. शाखा उद्योग १	चितवन जिल्ला मादी नगरपालिका वडा नं. १२	9,000,000	8,000,000	VEGETABLES 40 MT, MUSHROOMS 10 MT, FRUITS 10 MT, NUTS 20 MT	21
14	राईजिङ्ग नेपाल एग्रिकल्चर फार्मिङ्ग सेन्टर प्रा.लि.	ललितपुर जिल्ला गोदावरी नगरपालिका वडा नं. १३	5,000,000	3,200,000	VEGETABLES 50 MT, FRUITS 20 MT, GOAT 80 NOS.	13
15	आशापुरी ह्याचरी प्रा.लि.	काभ्रे जिल्ला बनेपा नगरपालिका वडा नं. १३	102,015,563	100,575,563	CHICKS 320000 NOS.	8
16	प्रभात पोल्ट्री फार्म एण्ड ह्याचरी प्रा.लि.	काभ्रे जिल्ला, मदन देउपुर नगरपालिका वडा नं. ११	101,514,938	100,074,938	CHICKS 320000 NOS.	8
17	मेची पोल्ट्री प्रा.लि.	झापा जिल्ला मेचीनगर नगरपालिका वडा नं. १४	200,000,000	142,907,875	EGGS 12000000 NOS.	30
18	मेची पोल्ट्री प्रा.लि. शाखा उद्योग १	झापा जिल्ला, हल्दीबारी गाउँपालिका वडा नं. ४	240,000,000	160,927,800	EGGS 19200000 NOS.	39
19	गोल्ड हवा फार्मिङ्ग प्रा.लि.	काभ्रे जिल्ला पांचखाल नगरपालिका वडा नं. १२	5,000,000	2,800,000	PIG 300 NOS.	10
20	न्योन डेभलपमेन्ट ग्रुप प्रा.लि.	काठमाडौं जिल्ला चन्द्रागिरी न.पा. वडा नं. ९	40,000,000	35,000,000	VEGETABLES 50 MT, FRUITS 25 MT, FLOWERS 5 MT, FOOD GRAINS LIKE PADDY, MAIZE ETC. 25 MT, PIG	20

SN	Industry Name	Address	Proposed Total Capital (in Rs)	Proposed Fixed Capital (in Rs)	Proposed Annual production capacity	Proposed Employment (in Number)
					100 NOS., MILK 42000 LITER	
21	किसान एग प्रा.लि.	नवलपरासी जिल्ला, विनय त्रिवेणी गाउँपालिका वडा नं. १	200,000,000	184,928,943	EGGS 46436760 NOS.	21
22	सातकोशी पोल्ट्री फार्म प्रा.लि.	सुनसरी जिल्ला, कोशी गाउँपालिका वडा नं. ६	509,572,098	450,998,184	GRADED EGGS 45990000 NOS, CULLED LAYER HEN 55000 NOS, MANURE/LITTER 1500 M.T.	86
23	हिमालयन माउण्टेन कफी प्रोडक्त्सन प्रा.लि.	सुर्खेत जिल्ला वीरेन्द्रनगर नगरपालिका वडा नं. ८	5,000,000	3,500,000	GREEN COFFEE BEANS 20 MT	15
24	एन.आर.एस. ग्लोबल बिजनेस नेटवर्क प्रा.लि.	चितवन जिल्ला खैरहनी नगरपालिका वडा नं. १०	5,200,000	3,700,000	VEGETABLES 40 MT, FRUITS 40 MT, PADDY 20 MT	13
25	लुङ्ता गार्डेन प्रा.लि.	काठमाडौं जिल्ला काठमाण्डौ महानगरपालिका वडा नं. १	5,000,000	4,000,000	FLOWERS (CALLA LILY WHITE, CARNATION, GERBERA, GLADIOLUS, GYPSOPHILLA, LILY, LOCAL ROSE, LYCORIS, TUBEROSE ETC.) 6 MT	8
26	रत्न कफी एण्ड प्रोसेसिङ्ग सेन्टर प्रा.लि.	कास्की जिल्ला पोखरा महानगरपालिका वडा नं. ५	5,000,000	3,700,000	PROCESSED COFFEE 15 MT	15
27	एभरेष्ट टि फ्याक्ट्री प्रा.लि. शाखा उद्योग १	काठमाडौं जिल्ला काठमाण्डौ महानगरपालिका वडा नं. ३	1,300,000,000	1,200,000,000	GREEN TEA 250 M.T., OOLONG TEA 250 M.T., CTC TEA 500 M.T.	315
खानी तथा खनिजजन्य (Mines and Mineral Based)						
1	जियो मिनिरल रिजर्भ प्रा.लि.	दार्चुला जिल्ला दुहु गाउँपालिका वडा नं. ५	12,800,000	9,800,000	TALC LUMPS (FOR OWN USE) 21000 MT, TALC CHIPS/POWDER 18900 MT	85
पर्यटन (Tourism)						
1	कोको लाईफ होटल प्रा.लि.	काठमाडौं जिल्ला काठमाण्डौ महानगरपालिका वडा नं. ५	5,000,000	4,000,000	HOTEL 20 BEDS, RESTAURANT 30 SEATS	12
2	हिमालयन एन्ड्रिभिटेज प्रा.लि.	काठमाडौं जिल्ला	2,000,000	1,600,000	TREKING & EXPEDITION 300 PERSONS	12

SN	Industry Name	Address	Proposed Total Capital (in Rs)	Proposed Fixed Capital (in Rs)	Proposed Annual production capacity	Proposed Employment (in Number)
3	डु फ्यान चाइनिज रेष्टुरेण्ट प्रा.लि.	काठमाडौं जिल्ला काठमाण्डौ महानगरपालिका वडा नं. २६	20,000,000	16,300,000	RESTAURANT 130 SEATS	17
4	आराम गेष्ट हाउस प्रा.लि.	ललितपुर जिल्ला ललितपुर महानगरपालिका वडा नं. ४	10,000,000	9,200,000	HOTEL 40 BEDS	15
5	ग्रेप ट्रि रेष्टुरेण्ट प्रा.लि.	काठमाडौं जिल्ला काठमाण्डौ महानगरपालिका वडा नं. २६	5,000,000	4,200,000	RESTAURANT 40 SEATS	14
6	वन लभ रिसोर्ट प्रा.लि.	बर्दिया जिल्ला, ठाकुरबाबा गा.पा. ९	10,000,000	9,700,000	HOTEL 40 BEDS, RESTAURANT 50 SEATS	32
7	हिमालय होममाण्डु गेष्ट हाउस प्रा.लि.	ललितपुर जिल्ला ललितपुर महानगरपालिका वडा नं. ४	10,000,000	8,500,000	HOTEL 40 BEDS	14
8	देवयानी इन्टरनेशनल नेपाल प्रा.लि. शाखा उद्योग ५	काठमाडौं जिल्ला काठमाण्डौ महानगरपालिका वडा नं. ४	40,700,000	36,000,000	RESTAURANT 80 SEATS	23
9	देवयानी इन्टरनेशनल नेपाल प्रा.लि. शाखा उद्योग ६	भक्तपुर जिल्ला भक्तपुर नगरपालिका वडा नं. ५	56,000,000	50,000,000	RESTAURANT 80 SEATS	26
10	आगन्तुक रिसोर्ट प्रा.लि.	काभ्रे जिल्ला बनेपा नगरपालिका वडा नं. ६	400,000,000	387,317,200	HOTEL 66 BEDS, RESTAURANT 100 SEATS	55
11	गिन फार्म रेष्टुरेण्ट प्रा.लि.	काठमाडौं जिल्ला काठमाण्डौ महानगरपालिका वडा नं. ६	5,000,000	4,000,000	HOTEL 20 BEDS, RESTAURANT 30 SEATS	12
12	टियामो पिज्जा प्रा.लि.	काठमाडौं जिल्ला काठमाण्डौ महानगरपालिका वडा नं. २६	5,000,000	4,000,000	RESTAURANT 60 SEATS	12
13	भिटरगोल सनसाईन भिलेज गेष्ट हाउस प्रा.लि.	काठमाडौं जिल्ला काठमाण्डौ महानगरपालिका वडा नं. १५	11,000,000	8,000,000	HOTEL 10 BEDS, RESTAURANT 40 SEATS	16
14	इलिफेन्ट हाउस प्रा.लि.	काठमाडौं जिल्ला काठमाण्डौ महानगरपालिका वडा नं. १	5,000,000	4,000,000	HOTEL 30 BEDS	17
15	ओस्सेन रेष्टुरेन्ट प्रा.लि.	काठमाडौं जिल्ला काठमाण्डौ	10,000,000	7,500,000	RESTAURANT 100 SEATS	25

SN	Industry Name	Address	Proposed Total Capital (in Rs)	Proposed Fixed Capital (in Rs)	Proposed Annual production capacity	Proposed Employment (in Number)
		महानगरपालिका वडा नं. २६				
16	डेङ्ग झाङ्ग होटल एण्ड रेष्टुरेण्ट प्रा.लि.	काठमाडौं जिल्ला काठमाण्डौ महानगरपालिका वडा नं. १६	25,000,000	21,500,000	HOTEL 40 BEDS, RESTAURANT 70 SEATS	41
17	Xihu Apartment Hotel Pvt. Ltd.	काठमाडौं जिल्ला काठमाण्डौ महानगरपालिका वडा नं. २३, बसन्तपुर	5,000,000	4,000,000	HOTEL 20 BEDS, RESTAURANT 30 SEATS	12
18	पिरामिड क्याफे प्रा.लि.	काठमाडौं जिल्ला काठमाण्डौ महानगरपालिका वडा नं. २६	5,000,000	4,000,000	RESTAURANT 60 SEATS	12
19	बर्तोसोवा किचेन प्रा.लि.	काठमाडौं जिल्ला काठमाण्डौ महानगरपालिका वडा नं. १६	5,000,000	4,200,000	RESTAURANT 40 SEATS	14
20	हिरोहामा नेपाल प्रा.लि.	भक्तपुर जिल्ला भक्तपुर नगरपालिका वडा नं. ५	20,000,000	16,000,000	HOTEL 40 BEDS, RESTAURANT 200 SEATS	65
21	जिनगाक रेसिडेन्सी कम्पनी प्रा.लि.	काठमाडौं जिल्ला काठमाण्डौ महानगरपालिका वडा नं. १५	35,000,000	30,075,000	HOTEL 40 BEDS, RESTAURANT 20 SEATS	25
22	बालाजी हस्पिटालिटी प्रा.लि.	काभ्रे जिल्ला पनौति नगरपालिका वडा नं. ७	500,000,000	464,800,000	HOTEL 48 BEDS, RESTAURANT 160 SEATS	45
23	हान्स क्याफे प्रा.लि.	ललितपुर जिल्ला ललितपुर महानगरपालिका वडा नं. ३	10,000,000	9,000,000	RESTAURANT 40 SEATS	14
24	रेड मड कफि प्रा.लि. शाखा उद्योग -१	काठमाडौं जिल्ला काठमाण्डौ महानगरपालिका वडा नं. १	7,500,000	5,500,000	RESTAURANT 150 SEATS	20
25	प्याराडाईज ईको रिपोर्ट प्रा.लि.	लमजुङ जिल्ला, मर्स्याङ्दी न.पा. ६, बाहुनडाँडा	10,000,000	8,000,000	HOTEL 30 BEDS, RESTAURANT 40 SEATS	25
26	साराज फार्म स्टे प्रा.लि.	नुवाकोट जिल्ला, बेलकोटगढी न.पा. ७	5,000,000	4,200,000	HOTEL 20 BEDS, RESTAURANT 40 SEATS	9
27	छि जङ्ग लुओ गुई झाङ्ग हुन रेष्टुरेण्ट प्रा.लि.	कास्की जिल्ला पोखरा लेखनाथ महानगरपालिका वडा नं. ६	10,000,000	7,500,000	RESTAURANT 100 SEATS	25
28	होटल सेन्ट्रल	बाँके जिल्ला कोहलपुर	600,000,000	580,000,000	HOTEL 150 BEDS,	80

SN	Industry Name	Address	Proposed Total Capital (in Rs)	Proposed Fixed Capital (in Rs)	Proposed Annual production capacity	Proposed Employment (in Number)
	प्लाजा प्रा.लि.	गा.वि.स. वडा नं. ४			RESTAURANT 200 SEATS	
29	धारचोक रिट्रिट सेन्टर प्रा.लि.	ललितपुर जिल्ला, गोदावरी न.पा. ५	100,000,000	95,000,000	HOTEL 40 BEDS, RESTAURANT 60 SEATS	33
30	रेन्डो चाइनिज रेष्टुरेन्ट प्रा.लि.	काठमाडौं जिल्ला, गोकर्णेश्वर न.पा. ८	5,000,000	4,000,000	RESTAURANT 60 SEATS	12
31	फाइडी होटल प्रा.लि.	काठमाडौं जिल्ला काठमाण्डौ महानगरपालिका वडा नं. २६	30,000,000	27,500,000	HOTEL 32 BEDS, RESTAURANT 40 SEATS	22
32	जिड्डी होटल प्रा.लि.	काठमाडौं जिल्ला काठमाण्डौ महानगरपालिका वडा नं. १६	30,000,000	27,000,000	HOTEL 30 BEDS, RESTAURANT 40 SEATS	20
33	मेनल्याण्ड होटल प्रा.लि.	काठमाडौं जिल्ला काठमाण्डौ महानगरपालिका वडा नं. २६	20,000,000	17,500,000	HOTEL 30 BEDS, RESTAURANT 50 SEATS	20
34	पान टोङ्ग होटल एण्ड रेष्टुरेन्ट प्रा.लि.	काठमाडौं जिल्ला काठमाण्डौ महानगरपालिका वडा नं. १६	25,000,000	21,500,000	HOTEL (ROOM SALES) 40 BEDS, RESTAURANT (FOOD SALES) 70 SEATS	41
35	श्याल्पा रिट्रिट एण्ड रिसोर्ट प्रा.लि.	काठमाडौं जिल्ला बुढानिलकण्ठ नगरपालिका वडा नं. ११	60,000,000	55,700,000	HOTEL 48 BEDS, RESTAURANT 80 SEATS	27
36	अथेन्टिक चोङ्ग किङ्ग नुडल्स प्रा.लि.	काठमाडौं जिल्ला काठमाण्डौ महानगरपालिका वडा नं. ६	5,000,000	4,200,000	RESTAURANT 40 SEATS	11
37	क्वीन टाङ्ग रेन जिया होटल प्रा.लि.	ललितपुर जिल्ला ललितपुर महानगरपालिका वडा नं. २	20,000,000	19,000,000	HOTEL 40 BEDS	15
38	फुवाली होटल एण्ड रेष्टुरेन्ट प्रा.लि.	काठमाडौं जिल्ला काठमाण्डौ महानगरपालिका वडा नं. २६	15,000,000	12,500,000	HOTEL 30 BEDS, RESTAURANT 40 SEATS	24
39	लाबोमा वनटन रेष्टुरेन्ट प्रा.लि.	काठमाडौं जिल्ला काठमाण्डौ महानगरपालिका वडा नं. २६	5,000,000	4,200,000	RESTAURANT 30 SEATS	11
40	यि नान होटल प्रा.लि.	काठमाडौं जिल्ला काठमाण्डौ महानगरपालिका वडा नं. २६, ठमेल	25,000,000	23,000,000	HOTEL 42 BEDS	21
41	रिकलिङ्ग होम	काठमाडौं जिल्ला	10,000,000	7,200,000	RESTAURANT	21

SN	Industry Name	Address	Proposed Total Capital (in Rs)	Proposed Fixed Capital (in Rs)	Proposed Annual production capacity	Proposed Employment (in Number)
	नुडल्स रेष्टुरेण्ट प्रा.लि.	काठमाण्डौ महानगरपालिका वडा नं. २६			30 SEATS	
42	लिन क्याफे प्रा.लि.	काठमाडौं जिल्ला काठमाण्डौ महानगरपालिका वडा नं. २६	5,000,000	3,025,000	RESTAURANT 40 SEATS	14
43	जेरी रेष्टुरेण्ट प्रा.लि.	काठमाडौं जिल्ला काठमाण्डौ महानगरपालिका वडा नं. १	15,000,000	9,900,000	RESTAURANT 80 SEATS	17
44	वेड इ. रेष्टुरेण्ट प्रा.लि.	काठमाडौं जिल्ला काठमाण्डौ महानगरपालिका वडा नं. १६	25,000,000	20,000,000	RESTAURANT 150 SEATS	30
45	हिमालयन सोजे रेष्टुरेण्ट प्रा.लि.	काठमाडौं जिल्ला काठमाण्डौ महानगरपालिका वडा नं. २, लाजिम्पाट	10,000,000	7,500,000	RESTAURANT 100 SEATS	23
46	वीछियोङ्ग होटल एण्ड रेष्टुरेण्ट प्रा.लि.	काठमाडौं जिल्ला काठमाण्डौ महानगरपालिका वडा नं. २६, ठमेल	20,000,000	17,500,000	HOTEL 30 BEDS, RESTAURANT 50 SEATS	20
47	जिरो स्टार प्रा.लि.	काठमाडौं जिल्ला काठमाण्डौ महानगरपालिका वडा नं. १६	10,000,000	7,000,000	HOTEL 40 BEDS, RESTAURANT 70 SEATS	29
48	लियोन होटल प्रा.लि.	काठमाडौं जिल्ला काठमाण्डौ महानगरपालिका वडा नं. २६	10,000,000	8,100,000	HOTEL 30 BEDS, RESTAURANT 40 SEATS	18
49	दोङ्ग वेड इम्पलिङ्गस रेष्टुरेण्ट प्रा.लि.	काठमाडौं जिल्ला काठमाण्डौ महानगरपालिका वडा नं. २६, ठमेल	5,000,000	4,200,000	RESTAURANT 30 SEATS	11
50	ब्युटिफुल रेष्टुरेण्ट प्रा.लि.	काठमाडौं जिल्ला काठमाण्डौ महानगरपालिका वडा नं. १६	20,000,000	17,300,000	RESTAURANT 90 SEATS	17
51	मजाज रेष्टुरेण्ट प्रा.लि.	काठमाडौं जिल्ला काठमाण्डौ महानगरपालिका वडा नं. २, लाजिम्पाट	10,000,000	7,600,000	RESTAURANT 90 SEATS	20
52	सूर्य हेरिटेज होटल प्रा.लि.	काठमाडौं जिल्ला काठमाण्डौ महानगरपालिका वडा नं. २६	200,001,000	100,001,000	HOTEL 94 BEDS, RESTAURANT 30 SEATS, SEMINAR HALL 150 SEATS	30

SN	Industry Name	Address	Proposed Total Capital (in Rs)	Proposed Fixed Capital (in Rs)	Proposed Annual production capacity	Proposed Employment (in Number)
53	एम्पेटिना रेष्टुरेण्ट प्रा.लि.	काठमाडौं जिल्ला काठमाण्डौ महानगरपालिका वडा नं. २९	30,000,000	26,000,000	HOTEL 40 BEDS, RESTAURANT 50 SEATS	22
54	क्याराभान युप प्रा.लि.	काठमाडौं जिल्ला काठमाण्डौ महानगरपालिका वडा नं. ६, बौद्ध	5,100,000	4,100,000	HOTEL 20 BEDS, RESTAURANT 30 SEATS	16
55	डेल्टइन नेपाल प्रा.लि.	काठमाडौं जिल्ला काठमाण्डौ महानगरपालिका वडा नं. १, नक्साल	250,000,000	110,000,000	CASINO 300 PERSONS/DAY	400
56	लियोपार्ड क्याफे प्रा.लि.	काठमाडौं जिल्ला काठमाण्डौ महानगरपालिका वडा नं. १६	10,000,000	8,900,000	RESTAURANT 40 SEATS	14
57	देवली गेष्टहाउस प्रा.लि.	भक्तपुर जिल्ला भक्तपुर नगरपालिका वडा नं. १०	5,000,000	4,000,000	HOTEL 30 BEDS	15
58	अन्नपूर्ण रोयल क्याम्प प्रा.लि.	कास्की जिल्ला पोखरा लेखनाथ महानगरपालिका वडा नं. ३१	25,000,000	22,000,000	HOTEL 30 BEDS, RESTAURANT 50 SEATS	30
59	पिस क्यापिटल काठमाडौं रेष्टुरेण्ट प्रा.लि.	ललितपुर जिल्ला ललितपुर महानगरपालिका वडा नं. १८	20,000,000	15,000,000	RESTAURANT 150 SEATS	30
60	औ लिउ दिट होटल प्रा.लि.	काठमाडौं जिल्ला काठमाण्डौ महानगरपालिका वडा नं. २, लाजिम्पाट	15,000,000	10,350,000	HOTEL 20 BEDS, RESTAURANT 25 SEATS	25
61	कोकोनट होटल प्रा.लि.	काठमाडौं जिल्ला काठमाण्डौ महानगरपालिका वडा नं. ६	10,000,000	8,000,000	HOTEL 30 BEDS, RESTAURANT 35 SEATS	15
62	अलपाईन हस्पिटालिटी सर्भिस प्रा.लि.	काठमाडौं जिल्ला काठमाण्डौ महानगरपालिका वडा नं. २, बाँसबारी	100,000,000	74,987,300	HOTEL 42 BEDS, RESTAURANT 45 SEATS	55
63	हुवाखियान होटल प्रा.लि.	काठमाडौं जिल्ला काठमाण्डौ महानगरपालिका वडा नं. २६	20,000,000	17,500,000	HOTEL 30 BEDS, RESTAURANT 50 SEATS	20
64	ज्ञानयुनफी होटल प्रा.लि.	काठमाडौं जिल्ला काठमाण्डौ महानगरपालिका वडा नं. ४	15,000,000	12,500,000	HOTEL 30 BEDS, RESTAURANT 40 SEATS	24

SN	Industry Name	Address	Proposed Total Capital (in Rs)	Proposed Fixed Capital (in Rs)	Proposed Annual production capacity	Proposed Employment (in Number)
65	छैनलिन होटल प्रा.लि.	काठमाडौं जिल्ला काठमाण्डौ महानगरपालिका वडा नं. ४, बालुवाटार	20,000,000	17,000,000	HOTEL 30 BEDS, RESTAURANT 40 SEATS	21
66	मिनाज रेष्टुरेन्ट एण्ड बार प्रा.लि.	काठमाडौं जिल्ला काठमाण्डौ महानगरपालिका वडा नं. २७	15,000,000	12,000,000	RESTAURANT 100 SEATS	18
67	वर्णबास म्युजियम होटल प्रा.लि.	काठमाडौं जिल्ला काठमाण्डौ महानगरपालिका वडा नं. ४	880,000,000	864,000,000	HOTEL 98 BEDS, RESTAURANT 150 SEATS	70
68	होटल ल्हासा इन्टरनेशनल प्रा.लि.	काठमाडौं जिल्ला काठमाण्डौ महानगरपालिका वडा नं. २	1,138,955,191	1,099,531,568	HOTEL 98 BEDS, RESTAURANT 80 SEATS	55
69	कोरालोरा क्याफे रेष्टुरण्ट प्रा.लि.	काठमाडौं जिल्ला काठमाण्डौ महानगरपालिका वडा नं. ६, बौद्ध	5,000,000	3,800,000	RESTAURANT 75 SEATS	12
70	धम्पुस नाना होलिडे होम्स प्रा.लि.	कास्की जिल्ला माछापुच्छ्रे गा.वि.स. वडा नं. ७	80,000,000	75,000,000	HOTEL 40 BEDS, RESTAURANT 50 SEATS	30
71	सी.जी. होटल्स एण्ड सुइट्स प्रा.लि.	काठमाडौं जिल्ला काठमाण्डौ महानगरपालिका वडा नं. ११	725,100,000	705,100,000	HOTEL 95 BEDS, RESTAURANT 50 SEATS	100
72	डोङ्गपो फाष्टफुड प्रा.लि.	काठमाडौं जिल्ला काठमाण्डौ महानगरपालिका वडा नं. २६, ठमेल	5,000,000	3,800,000	RESTAURANT 75 SEATS	12
73	शाओयोङ्ग रेष्टुरेन्ट	काठमाडौं जिल्ला काठमाण्डौ महानगरपालिका वडा नं. २६	10,000,000	7,400,000	RESTAURANT 110 SEATS	25
74	लोङ्ग सिङ्ग रेष्टुरेन्ट प्रा.लि.	काठमाडौं जिल्ला काठमाण्डौ महानगरपालिका वडा नं. २६	25,000,000	20,000,000	RESTAURANT 150 SEATS	30
75	झाओ होटल एण्ड रेष्टुरेन्ट प्रा.लि.	काठमाडौं जिल्ला काठमाण्डौ महानगरपालिका वडा नं. ३	5,000,000	3,200,000	HOTEL 15 BEDS, RESTAURANT 20 SEATS	16
76	ब्रेभ म्यान क्याफे प्रा.लि.	काठमाडौं जिल्ला काठमाण्डौ महानगरपालिका वडा	5,000,000	3,300,000	RESTAURANT 100 SEATS	14

SN	Industry Name	Address	Proposed Total Capital (in Rs)	Proposed Fixed Capital (in Rs)	Proposed Annual production capacity	Proposed Employment (in Number)
		नं. २६, ठमेल				
77	जयन्धन रेष्टुरेण्ट प्रा.लि.	कास्की जिल्ला पोखरा लेखनाथ महानगरपालिका वडा नं. ६	10,000,000	8,200,000	HOTEL 30 BEDS, RESTAURANT 50 SEATS	19
78	यति हस्पिटालिटी प्रा.लि.	काठमाडौं जिल्ला काठमाण्डौ महानगरपालिका वडा नं. ८	600,000,000	578,826,752	HOTEL 48 BEDS, RESTAURANT 60 SEATS	55
79	लियोङ्ग रेष्टुरेण्ट प्रा.लि.	काठमाडौं जिल्ला काठमाण्डौ महानगरपालिका वडा नं. २६	10,000,000	7,200,000	RESTAURANT 30 SEATS	21
80	नोआज आर्क क्रियशन प्रा. लि.	कास्की जिल्ला पोखरा महानगरपालिका वडा नं. १०	240,000,000	229,100,000	HOTEL 48 BEDS, RESTAURANT 80 SEATS	39
81	लोटस चाइनिज फुड रेष्टुरेण्ट प्रा.लि.	काठमाडौं जिल्ला काठमाण्डौ महानगरपालिका वडा नं. २	25,000,000	19,700,000	RESTAURANT 80 SEATS	17
82	डिसेम्बर रिसोर्ट प्रा.लि.	कास्की जिल्ला पोखरा महानगरपालिका वडा नं. ६	20,000,000	17,000,000	HOTEL 40 BEDS, RESTAURANT 40 SEATS	20
83	लाइफ लिभ विथ गेष्ट हाउस प्रा. लि.	काठमाडौं जिल्ला काठमाण्डौ महानगरपालिका वडा नं. ४, बालुवाटार	5,000,000	3,200,000	HOTEL 11 BEDS, RESTAURANT 20 SEATS	8
84	ब्रेड अफ लाइफ प्रा.लि.	काठमाडौं जिल्ला काठमाण्डौ महानगरपालिका वडा नं. १०	5,000,000	4,200,000	RESTAURANT 40 SEATS	14
85	हनान चाइनिज रेष्टुरेण्ट प्रा.लि.	काठमाडौं जिल्ला काठमाण्डौ महानगरपालिका वडा नं. ११, सुन्धारा	26,000,000	21,000,000	RESTAURANT 150 SEATS	30
86	पान्डा किङ्ग रेष्टुरे प्रा.लि.	काठमाडौं जिल्ला काठमाण्डौ महानगरपालिका वडा नं. ३०	5,000,000	4,200,000	RESTAURANT 40 SEATS	14
87	जगदम्बा कमल्या हस्पिटालिटी प्रा.लि.	कास्की जिल्ला पोखरा महानगरपालिका वडा नं. २२	227,399,750	195,499,750	HOTEL 98 BEDS, RESTAURANT 250 SEATS	68
88	हिमालयन चैन रिसोर्ट प्रा.लि.	सोलुखुम्बु जिल्ला, खुम्बु गाउँपालिका वडा नं. ४	170,000,000	138,692,400	HOTEL 45 BED, RESTAURANT 35 SEATS	23
89	सियोस्वाङ्ग होटल प्रा.लि.	काठमाडौं जिल्ला काठमाण्डौ	10,000,000	7,600,000	HOTEL 40 BEDS, RESTAURANT	29

SN	Industry Name	Address	Proposed Total Capital (in Rs)	Proposed Fixed Capital (in Rs)	Proposed Annual production capacity	Proposed Employment (in Number)
		महानगरपालिका वडा नं. १६			70 SEATS	
90	बोधी गार्डेन डाइन एण्ड थप प्रा.लि.	ललितपुर जिल्ला ललितपुर महानगरपालिका वडा नं. ३, सानेपा	50,000,000	30,167,350	RESTAURANT 120 SEATS	44
91	होटेल डिएमएण्ड प्यालेस प्रा.लि.	कन्चनपुर जिल्ला, भीमदत्तनगर नगरपालिका वडा नं. ५	110,000,000	100,062,940	HOTEL 40 BEDS, RESTAURANT 35 SEATS	26
92	नेट्रो जापानिज फुड एण्ड बेव्रेज प्रा.लि.	काठमाडौं जिल्ला काठमाण्डौ महानगरपालिका वडा नं. ६	10,000,000	3,955,000	RESTAURANT 40 SEATS	10
93	रोयल स्याण्ड्स होटल प्रा.लि.	काठमाडौं जिल्ला बुढानिलकण्ठ नगरपालिका वडा नं. ७	150,000,000	110,000,000	HOTEL 48 BEDS, RESTAURANT 65 SEATS	75
94	हिमालयन चैन रिपोर्ट प्रा.लि. शाखा उद्योग १	सोलुखुम्बु जिल्ला, खुम्बु पासाङ्ग ल्हामु गाउँपालिका वडा नं. ४, लोबुचे	130,000,000	113,152,240	HOTEL 40 BEDS, RESTAURANT 35 SEATS	26
95	दि होटल ग्राण्ड प्रिन्स प्रा.लि.	झापा जिल्ला बिर्तामोड नगरपालिका (साविक अनारमनी गा.वि.स.) वडा नं. ३	166,485,000	158,360,034	HOTEL 100 BEDS, RESTAURANT 90 SEATS	80
96	लिसा किचेन प्रा.लि.	काठमाडौं जिल्ला बुढानिलकण्ठ नगरपालिका वडा नं. ७	5,000,000	4,200,000	RESTAURANT 40 SEATS	14
97	गोरखा गार्डेन होटल प्रा.लि.	गोर्खा जिल्ला गोरखा नगरपालिका वडा नं. ६	326,592,600	310,069,140	HOTEL 88 BEDS, RESTAURANT 90 SEATS	70
98	भेनस रिक्रिएशन नेपाल प्रा.लि.	काठमाडौं जिल्ला काठमाण्डौ महानगरपालिका वडा नं. २	250,000,000	108,600,000	CASINO PLAYERS/GUEST 165000 PERSONS विदेशी	150
99	शेर्पा होम होटल प्रा.लि.	काठमाडौं जिल्ला काठमाण्डौ महानगरपालिका वडा नं. १५	10,000,000	8,100,000	HOTEL 30 BEDS, RESTAURANT 40 SEATS	18
100	बाबा रेसिडेन्सी प्रा.लि.	मोरङ्ग जिल्ला बिराटनगर म.न.पा. वडा नं. ४	200,000,000	190,000,000	HOTEL 48 BEDS, RESTAURANT 70 SEATS	50
101	हाओपिङ्ग होको रेष्टुरेन्ट प्रा.लि.	काठमाडौं जिल्ला काठमाण्डौ महानगरपालिका वडा नं. १	10,000,000	8,600,000	RESTAURANT 40 SEATS	17
102	लुसी नर्थईष्ट	कास्की जिल्ला पोखरा	5,000,000	4,000,000	HOTEL 20 BEDS, RESTAURANT	12

SN	Industry Name	Address	Proposed Total Capital (in Rs)	Proposed Fixed Capital (in Rs)	Proposed Annual production capacity	Proposed Employment (in Number)
	स्पेसियलिटी फुड्स प्रा.लि.	महानगरपालिका वडा नं. ६			30 SEATS	
103	ट्वान्टी ट्वान्टी समिट होटल प्रा.लि.	ललितपुर जिल्ला ललितपुर महानगरपालिका वडा नं. १८	6,000,000	4,500,000	HOTEL 20 BEDS, RESTAURANT 25 SEATS	11
104	ट्रेडिसन हेभन होटल प्रा.लि.	काठमाडौं जिल्ला गोकर्णेश्वर नगरपालिका वडा नं. ७	15,000,000	12,500,000	HOTEL 34 BEDS	17
105	ग्रेसमाण्डु गेष्टहाउस प्रा.लि. शाखा युनिट १	ललितपुर जिल्ला ललितपुर महानगरपालिका वडा नं. १३	3,000,000	2,520,000	HOTEL 35 BEDS, RESTAURANT 45 SEATS	20
106	इजाकाया तोकियो रेष्टुरेन्ट एण्ड बार प्रा.लि.	कास्की जिल्ला पोखरा महानगरपालिका वडा नं. ६	17,000,000	13,000,000	RESTAURANT 120 SEATS	25
107	होटल द्वारिका इन प्रा.लि.	झापा जिल्ला बिर्तामोड नगरपालिका (साविक अनारमनी गा.वि.स.) वडा नं. ७	830,088,900	780,417,971	HOTEL 80 BEDS, RESTAURANT 70 SEATS	46
108	हाइ फाइभ क्याफे प्रा.लि.	कास्की जिल्ला पोखरा महानगरपालिका वडा नं. ६	5,000,000	3,900,000	RESTAURANT 70 SEATS	12
109	आशिष सिलोवाम होटल प्रा.लि.	ललितपुर जिल्ला गोदावरी नगरपालिका वडा नं. ८	7,500,000	6,500,000	HOTEL 10 BEDS	13
110	होली ग्राउण्ड रेष्टुरेन्ट प्रा.लि.	ललितपुर जिल्ला ललितपुर महानगरपालिका वडा नं. १८	10,000,000	7,500,000	RESTAURANT 110 SEATS	40
111	होटल सिया ल्याण्ड प्रा.लि.	धनुषा जिल्ला जनकपुर नगरपालिका वडा नं. १४	331,514,443	311,514,443	HOTEL 48 BEDS, SEMINAR/BANQUET HALL 150 SEATS, RESTAURANT 60 SEATS	30
112	हिमालय एन.के. कम्पनी प्रा.लि.	काठमाडौं जिल्ला टोखा नगरपालिका वडा नं. १०	130,000,000	100,103,700	रेष्टुरेन्ट ३०० सीट	56
113	बिग होटल प्रा.लि.	मोरङ्ग जिल्ला बिराटनगर म.न.पा. वडा नं. ९	357,500,000	343,470,002	HOTEL 90 BEDS, RESTAURANT 100 SEATS	52
114	को को मा होटल एण्ड रेष्टुरेन्ट प्रा.लि.	काठमाडौं जिल्ला बुढानिलकण्ठ नगरपालिका वडा नं. १	50,000,000	37,250,000	HOTEL 40 BEDS, RESTAURANT 60 SEATS	41
115	सोलुखुम्बु सोलुखुम्बु होटल	सोलुखुम्बु जिल्ला	30,000,000	20,000,000	HOTEL 40 BED, RESTAURANT	29

SN	Industry Name	Address	Proposed Total Capital (in Rs)	Proposed Fixed Capital (in Rs)	Proposed Annual production capacity	Proposed Employment (in Number)
	एण्ड लज प्रा.लि.	चौरीखर्क गा.वि.स. वडा नं. ६			70 SEAT	
116	स्वीटहर्ट क्यूव प्रा.लि.	मकवानपुर जिल्ला हेटौडा नगरपालिका वडा नं. ४	100,000,000	80,000,000	RESTAURANT 200 SEATS	25
117	होटल सिराइचुली प्रा.लि.	चितवन जिल्ला भरतपुर महानगरपालिका वडा नं. १०	440,000,000	425,500,000	होटल, रेष्टुरेण्ट 150 सिट	75
सूचना, सञ्चार तथा प्रसारण प्रविधिमा आधारित (Information, Communication and Transmission Technology Based)						
1	पठाञ्चो नेपाल प्रा.लि.	काठमाडौं जिल्ला काठमाण्डौ महानगरपालिका वडा नं. २९	200,000,000	5,000,000	COMPUTER RELATED (APPLICATIONS OPERATION SUPPORT SERVICE) SERVICE 1500 PACKAGES	50
2	रूट मोबाइल नेपाल प्रा.लि.	काठमाडौं जिल्ला काठमाण्डौ महानगरपालिका वडा नं. ११	10,000,000	8,000,000	SOFTWARE DEVELOPMENT 60 PACKAGES	25
3	पाराकोस्मा नेपाल प्रा.लि.	काठमाडौं जिल्ला काठमाण्डौ महानगरपालिका वडा नं. १०	35,000,000	21,000,000	AR SOFTWARE AND APPS 10000 SEATS, C) S 1400 UNITS	19
4	पिपल वर्क ग्रुप प्रा.लि.	काठमाडौं जिल्ला काठमाण्डौ महानगरपालिका वडा नं. ३०	20,000,000	17,500,000	SOFTWARE DEVELOPMENT 300 PACKAGES, DATA PROCESSING 500 PACKAGES	60
5	बान्वा ग्रुप प्रा.लि.	ललितपुर जिल्ला ललितपुर महानगरपालिका वडा नं. १०, जावलाखेल	10,000,000	7,000,000	SOFTWARE DEVELOPMENT 300 PACKAGES	40
6	क्लसस् इनफरमेशन् सोलुसन्स प्रा.लि.	ललितपुर जिल्ला ललितपुर महानगरपालिका वडा नं. ३	12,917,000	8,450,000	BPO SERVICE 12 PACKAGES, SOFTWARE DEVELOPMENT 5 PACKAGES, DATA PROCESSING 14 PACKAGES	40
7	गोगति ग्लोबल प्रा.लि.	काठमाडौं जिल्ला काठमाण्डौ महानगरपालिका वडा नं. ३२	48,000,000	38,000,000	SOFTWARE DEVELOPMENT 300 PACKAGES, WEBSITE DEVELOPMENT 300 PACKAGES	150
8	सेन्ट्रिक्स आई.टि.	काठमाडौं जिल्ला	10,000,000	8,500,000	SOFTWARE DEVELOPMENT	19

SN	Industry Name	Address	Proposed Total Capital (in Rs)	Proposed Fixed Capital (in Rs)	Proposed Annual production capacity	Proposed Employment (in Number)
	सोलुसन प्रा.लि.	काठमाण्डौ महानगरपालिका वडा नं. ३			100 PACKAGES, WEBSITE DEVELOPMENT 50 PACKAGES	
9	आईएमआई मोबाइल सफ्टवेयर नेपाल प्रा.लि.	ललितपुर जिल्ला ललितपुर महानगरपालिका वडा नं. २५	5,000,000	3,500,000	SOFTWARE DEVELOPMENT 3000 NOS.	9
10	अन्जिनिया कम्प्युनिकेसन्स प्रा.लि.	मोरङ्गा जिल्ला बिराटनगर म.न.पा. वडा नं. १२	5,000,000	3,000,000	SOFTWARE DEVELOPMENT 50 PACKAGES, DATA PROCESSING 80 PACKAGES	23
11	वान अर एट प्रा.लि.	ललितपुर जिल्ला ललितपुर महानगरपालिका वडा नं. २, सानेपा	20,000,000	15,000,000	SOFTWARE DEVELOPMENT 150 NOS, WEBSITE DESIGN 150 NOS, DATA PROCESSING 150 NOS	79
12	कूपी सफ्टवेयर डेभलपमेन्ट प्रा.लि.	काठमाडौं जिल्ला काठमाण्डौ महानगरपालिका वडा नं. ३	10,000,000	7,500,000	SOFTWARE DEVELOPMENT 200 PACKAGES	35
13	हिमाल चिल्डो टेक्निकल सोलुसन्स प्रा.लि.	ललितपुर जिल्ला ललितपुर महानगरपालिका वडा नं. ६	15,000,000	12,000,000	SOFTWARE DEVELOPMENT 200 PACKAGES	46
14	स्टार्टअप टेक्नोलोजी प्रा.लि.	काठमाडौं जिल्ला काठमाण्डौ महानगरपालिका वडा नं. ४	100,000,000	93,000,000	SOFTWARE DEVELOPMENT 300 PACKAGES	90
15	लोक्ता टेक्नोलोजी प्रा.लि.	कास्की जिल्ला पोखरा महानगरपालिका वडा नं. ६	10,000,000	7,700,000	SOFTWARE 300 PACKAGES	44
16	वन नाइन सेभेन कम्प्युनिकेशन नेपाल प्रा.लि.	काठमाडौं जिल्ला काठमाण्डौ महानगरपालिका वडा नं. ६	5,000,000	3,750,000	SOFTWARE DEVELOPMENT (VAS DEVELOPMENT) 10 NOS.	14
17	एस.जेड.सफ्टवेयर डेभलपमेन्ट प्रा.लि.	ललितपुर जिल्ला ललितपुर महानगरपालिका वडा नं. २	25,000,000	20,000,000	SOFTWARE 300 PACKAGE	88
18	डिजीस्पाइस नेपाल प्रा.लि.	काठमाडौं जिल्ला काठमाण्डौ महानगरपालिका वडा नं. ११	5,000,000	2,946,500	ICT VALUE ADDED (COMPUTER AND RELATED SERVICE) 180 UNITS, SOFTWARE	13

SN	Industry Name	Address	Proposed Total Capital (in Rs)	Proposed Fixed Capital (in Rs)	Proposed Annual production capacity	Proposed Employment (in Number)
					DEVELOPMENT 170 UNITS	
19	नेपालफिल्म्स अनलाईन फिल्मस् प्रा.लि.	काठमाडौं जिल्ला काठमाण्डौ महानगरपालिका वडा नं. २, लाजिम्पाट	5,000,000	2,557,500	ONLINE SERVICE (ONLINE VIDEO-ON-DEMAND) 10000 SUBSCRIPTION	27
20	जेनेस सोलुसन प्रा.लि.	काठमाडौं जिल्ला काठमाण्डौ महानगरपालिका वडा नं. ३०	21,359,800	5,676,000	CLOUD COMPUTING 100000 CUSTOMERS, SOFTWARE DEVELOPMENT 20000 UNITS	39
21	राकुइची नेपाल प्रा.लि.	काठमाडौं जिल्ला काठमाण्डौ महानगरपालिका वडा नं. ४	5,000,000	2,920,000	DATA PROCESSING 1000 SETS	8
सेवा (Service)						
1	विद्या सेल फोन इन्टरनेशनल प्रा.लि.	काठमाडौं जिल्ला बुढानिलकण्ठ नगरपालिका वडा नं. १	10,000,000	7,000,000	REPAIR AND MAINTENANCE OF MOBILE PHONE 30000 NOS.	18
2	मियामोतो इन्टरनेशनल नेपाल प्रा.लि.	काठमाडौं जिल्ला काठमाण्डौ महानगरपालिका वडा नं. ११	20,000,000	5,000,000	परामर्श सेवा 20 वटा	0
3	सेट ल्याङ्गवेज सेन्टर प्रा.लि.	काठमाडौं जिल्ला, टोखा न.पा. ३	25,000,000	20,000,000	TURKISH 400 NOS., ARABIAN 400 NOS.	25
4	सूरिया डाइग्नोष्टिक प्रा.लि.	काठमाडौं जिल्ला काठमाण्डौ महानगरपालिका वडा नं. २	242,000,000	233,000,000	MRI ICT SCAN/X-RAY 36500 CASES, PATHOLOGICAL TEST 36500 CASES, COSMETETIC DERMATOLOGY 3650 CASES, CARDIAC TESTS 36500 CASES	40
5	आशा एजुकेशन एण्ड ट्रेनिङ सेन्टर प्रा.लि.	कास्की जिल्ला पोखरा लेखनाथ महानगरपालिका वडा नं. ९	20,000,000	17,000,000	LANGUAGE TRAINING 300 NOS, ENGLISH, CHINESE, NEPALI 300 NOS	25
6	इलेक्ट्रो मेकानिकल कन्स्ट्रक्सन कम्पनी प्रा.लि.	ललितपुर जिल्ला ललितपुर महानगरपालिका वडा नं. ३	15,000,000	9,000,000	CONSTRUCTION SERVICE FOR INFRASTRUCTUR E DEVELOPMENT SUCH AS RESIDENTIAL	81

SN	Industry Name	Address	Proposed Total Capital (in Rs)	Proposed Fixed Capital (in Rs)	Proposed Annual production capacity	Proposed Employment (in Number)
					BUILDING, BUSINESS COMPLEX, ROAD, BRIDGE, HYDROPOWER, IRRIGATION, CANAL ETC. 0 बराबर	
7	पोखरा एनिमल ट्रिटमेण्ट हस्पिटल प्रा.लि.	कास्की जिल्ला पोखरा लेखनाथ महानगरपालिका वडा नं. ७	30,000,000	27,000,000	TEN KENNEL 3650 NOS., PHYSICAL EXAMINATION 24000 NOS., MINOR OPERATION 1800 NOS., INTERMEDIATE OPERATION 1500 NOS., MAJOR OPERATION 600 NOS.	45
8	येला ल्याङ्गवेज सेण्टर प्रा.लि.	ललितपुर जिल्ला ललितपुर महानगरपालिका वडा नं. १७	10,000,000	8,300,000	COMPUTER TRAINING 300 STUDENTS, LANGUAGE TRAINING (CHINESE, ENGLISH, NEPALI) 300 STUDENTS, MUSIC TRAINING 200 STUDENTS	37
9	हाव लि इन्टरनेशनल कार्गो प्रा.लि.	काठमाडौं जिल्ला काठमाण्डौ महानगरपालिका वडा नं. २६	25,000,000	22,350,000	CARGO HANDLING 10000 MT	52
10	युनिग्लोब कलेज प्रा.लि.	काठमाडौं जिल्ला काठमाण्डौ महानगरपालिका वडा नं. ३१	120,000,000	115,000,000	BBA 96 STUDENTS, BBA IN INTERNATIONAL BUSINESS 48 STUDENTS, MBA 30 STUDENTS, MBA IN FINANCE 60 STUDENTS	90
11	यून टोड मिलन इन्टरनेशनल कार्गो कम्पनी प्रा.लि.	काठमाडौं जिल्ला काठमाण्डौ महानगरपालिका वडा नं. ६	25,000,000	20,000,000	CARGO HANDLING 9000 MT	50
12	सो याङ्ग इन्टरनेशनल	काठमाडौं जिल्ला काठमाण्डौ महानगरपालिका वडा	5,000,000	4,200,000	INTERNATIONAL CARGO HANDLING 2500	15

SN	Industry Name	Address	Proposed Total Capital (in Rs)	Proposed Fixed Capital (in Rs)	Proposed Annual production capacity	Proposed Employment (in Number)
	प्रा.लि.	नं. २६			MT	
13	टि टि आई इलेक्ट्रोनिक्स नेपाल प्रा.लि.	काठमाडौं जिल्ला काठमाण्डौ महानगरपालिका वडा नं. ४	5,000,000	2,184,000	BUSINESS PROCESS OUTSOURCING SERVICE 24 CYCLES	35
14	रेड मड कफी प्रा.लि.	ललितपुर जिल्ला ललितपुर महानगरपालिका वडा नं. ३	7,500,000	5,500,000	RESTAURANT 150 SEATS	20
15	हुवा सेइंग इन्टरनेशनल कार्गो प्रा.लि.	काठमाडौं जिल्ला काठमाण्डौ महानगरपालिका वडा नं. २६	20,000,000	16,643,000	CARGO HANDLING 2500 MT	39
16	द रन्फा ईन्स्टिच्युट प्रा.लि.	काठमाडौं जिल्ला काठमाण्डौ महानगरपालिका वडा नं. २६, ठमेल	25,000,000	22,000,000	CHINESE LANGUAGE TRAINING 500 STUDENTS, ENGLISH LANGUAGE TRAINING 500 STUDENTS	20
17	थार्ई डेनिश थम्पा ल्याङ्गवेज इन्स्टिच्युट प्रा.लि.	ललितपुर जिल्ला ललितपुर महानगरपालिका वडा नं. २५	5,000,000	4,200,000	CHINESE LANGUAGE TRAINING 40 NOS., ENGLISH LANGUAGE TRAINING 40 NOS., NEPALI LANGUAGE TRAINING 40 NOS., DANISH LANGUAGE TRAINING 40 NOS.	15
18	रवाडम्यड इन्स्टिच्युट प्रा.लि.	ललितपुर जिल्ला ललितपुर महानगरपालिका वडा नं. ५	5,000,000	3,882,000	KOREAN LANGUAGE TRAINING 100 NOS., ENGLISH LANGUAGE TRAINING 100 NOS., HEBREW LANGUAGE TRAINING 80 NOS., CHINESE LANGUAGE TRAINING 80 NOS., GREEK LANGUAGE TRAINING 80 NOS., COMPUTER TRAINING 80 NOS., MUSIC	29

SN	Industry Name	Address	Proposed Total Capital (in Rs)	Proposed Fixed Capital (in Rs)	Proposed Annual production capacity	Proposed Employment (in Number)
					TRAINING 80 NOS.	
19	या कुन इन्टरनेशनल कार्गो प्रा.लि.	काठमाडौं जिल्ला काठमाण्डौ महानगरपालिका वडा नं. २६	20,000,000	16,643,000	CARGO HANDLING 2500 MT	39
20	डहोइगली हेभी इक्विपमेन्ट टेक्निकल सपोर्ट सर्भिस प्रा.लि.	ललितपुर जिल्ला ललितपुर महानगरपालिका वडा नं. २९	40,000,000	34,800,000	MAINTENANCE SERVICE OF MECHANICAL & ELECTRICAL EQUIPMENT 114000000 बराबर	30
21	छिनज चाइनिज ल्याङ्गवेज सेन्टर प्रा.लि.	काठमाडौं जिल्ला काठमाण्डौ महानगरपालिका वडा नं. ६, बौद्ध	5,000,000	4,200,000	CHINESE LANGUAGE 100 NOS., ENGLISH LANGUAGE 100 NOS.	28
22	सौरभ फुड प्रोडक्ट्स प्रा.लि. शाखा उद्योग १	बारा जिल्ला, जीतपुर सिमरा उपमहानगरपालिका वडा नं. ९	1,209,000	370,000	SOYABEAN NUGGETS 264 M.T.	11
23	न्यू ल्याण्ड कन्स्ट्रक्सन प्रा.लि.	ललितपुर जिल्ला ललितपुर महानगरपालिका वडा नं. ३, धोविघाट	90,000,000	55,000,000	CONSTRUCTION WORKS (ON VARIOUS SECTORS LIKE ROAD, BRIDGE, FLYOVERS, SUBWAY, TUNNEL, ROPEWAY, RAILWAY, HYDROPOWER, ELECTRIC TRANSMISSION, DAM, IRRIGATION, COMMERCIAL BUILDING, HOUSES ETC.) 400000000 बराबर	75
24	विङ्ग विङ्ग ल्याङ्गवेज ट्रेनिङ सेन्टर प्रा.लि.	काठमाडौं जिल्ला काठमाण्डौ महानगरपालिका वडा नं. २६, ठमेल	10,000,000	7,200,000	CHINESE LANGUAGE TRAINING 100 STUDENTS, ENGLISH LANGUAGE TRAINING 100 STUDENTS	21
25	चाइनिज कन्स्ट्रक्सन एण्ड इन्जिनियरिङ प्रा.लि.	भक्तपुर जिल्ला, सूर्यविनायक न.पा. ६	30,000,000	21,000,000	CONSTRUCTION SERVICE FOR VARIOUS INFRASTRUCTURE DEVELOPMENT SUCH AS	81

SN	Industry Name	Address	Proposed Total Capital (in Rs)	Proposed Fixed Capital (in Rs)	Proposed Annual production capacity	Proposed Employment (in Number)
					RESIDENTIAL BUILDING, BUSINESS COMPLEX, ROAD, BRIDGES, HYDROPOWER, IRRIGATION CANAL ETC. 98000000 बराबर	
26	क्यान इष्ट इन्टरनेशनल लोजिष्टिक्स प्रा.लि.	ललितपुर जिल्ला ललितपुर महानगरपालिका वडा नं. २	90,000,000	85,000,000	INTERNATIONAL CARGO HANDLING 15000 MT	60
27	बु दाइ हेभी इक्वीपमेन्ट्स रिपेयर सेन्टर प्रा.लि.	ललितपुर जिल्ला, गोदावरी न.पा. १२	25,000,000	21,000,000	WORKSHOP FOR REPAIR AND MAINTENANCE OF HEAVY EQUIPMENT 3000 NOS.	40
28	भिभो मोबाइल नेपाल प्रा.लि. शाखा उद्योग ७	चितवन जिल्ला भरतपुर महानगरपालिका वडा नं. ३	10,000,000	7,000,000	REPAIR AND MAINTENANCE OF MOBILE PHONE 25000 NOS.	35
29	इनलाइ कन्स्ट्रक्सन नेपाल प्रा.लि.	लमजुङ जिल्ला, बेसीसहर न.पा. ७	200,000,000	162,000,000	VARIOUS KINGS OF CONSTRUCTION WORKS ON VARIOUS SECTORS LIKE ROAD, BRIDGE, FLYOVER, SUBWAY, TUNNEL, ROPEWAY, RAILWAY ETC. 0 बराबर	100
30	एस.एफ. नेपाल एक्सप्रेस प्रा.लि.	काठमाडौं जिल्ला काठमाण्डौ महानगरपालिका वडा नं. २६	20,000,000	17,900,000	CARGO HANDLING 2500 MT	18
31	एइहुवा हेभी इक्वीपमेन्ट्स रिपेयर सेन्टर प्रा.लि.	ललितपुर जिल्ला ललितपुर महानगरपालिका वडा नं. २८, हरिसिद्धि	30,000,000	26,000,000	WORKSHOP FOR REPAIR AND MAINTENANCE OF HEAVY EQUIPMENT 3000 NOS.	41
32	रिफ्लेक्सन्स डिजिटल नेपाल प्रा.लि.	काठमाडौं जिल्ला काठमाण्डौ महानगरपालिका वडा नं. ११	5,000,000	2,500,000	PRINTED ADVERTISEMENT MATERIALS 150 NOS., AUDIO-VIDEO ADVERTISEMENT MATERIALS 150	16

SN	Industry Name	Address	Proposed Total Capital (in Rs)	Proposed Fixed Capital (in Rs)	Proposed Annual production capacity	Proposed Employment (in Number)
					NOS.	
33	भिभो मोबाइल नेपाल प्रा.लि. शाखा उद्योग ८	चितवन जिल्ला भरतपुर महानगरपालिका वडा नं. ३	45,000,000	40,000,000	PRINTED ADVERTISEMENT MATERIALS 450 NOS., AUDIO-VIDEO ADVERTISEMENT MATERIALS 350 NOS.	35
34	भिभो मोबाइल नेपाल प्रा.लि. शाखा उद्योग ६	कास्की जिल्ला पोखरा लेखनाथ महानगरपालिका वडा नं. ९	45,000,000	40,000,000	PRINTED ADVERTISEMENT MATERIALS 450 NOS., AUDIO-VIDEO ADVERTISEMENT MATERIALS 350 NOS.	35
35	मेइहो कु ट्रेनिङ्ग प्रा.लि.	काठमाडौं जिल्ला काठमाण्डौ महानगरपालिका वडा नं. १४	10,000,000	8,648,000	ENGLISH LANGUAGE TRAINING 150 NOS., JAPANESE LANGUAGE TRAINING 150 NOS., COOK TRAINING 150 NOS., ELECTRICIAN TRAINING 150 NOS.	19
36	एन.के.डि. कन्स्ट्रक्सन प्रा.लि.	काठमाडौं जिल्ला चन्द्रागिरी न.पा. वडा नं. ३	11,000,000	6,600,000	CONSTRUCTION SERVICE FOR INFRASTRUCTURE DEVELOPMENT SUCH AS RESIDENTIAL BUILDING BUSINESS COMPLEX, ROAD, BRIDGES, HYDRO POWER, IRRIGATION, CANAL ETC. 0 बराबर	81
37	मा सुन्यु इन्टरनेशनल कार्गो प्रा.लि.	काठमाडौं जिल्ला काठमाण्डौ महानगरपालिका वडा नं. ८	20,000,000	16,643,000	CARGO HANDLING 2500 MT	39
38	नेपाल दोइहवा जियोलोजिकल एण्ड इन्जिनियरिङ ल्याब प्रा.लि.	काठमाडौं जिल्ला काठमाण्डौ महानगरपालिका वडा नं. ५	20,000,000	18,600,000	GEOTECHNICAL TEST 6000000 बराबर, ROCK CHEMICAL ANALYSIS 5500000 बराबर	16
39	छुपान	काठमाडौं जिल्ला	5,000,000	4,200,000	CARGO	15

SN	Industry Name	Address	Proposed Total Capital (in Rs)	Proposed Fixed Capital (in Rs)	Proposed Annual production capacity	Proposed Employment (in Number)
					MT	
49	योङ्ग चुअङ्ग कार्गो प्रा.लि.	काठमाडौं जिल्ला काठमाण्डौ महानगरपालिका वडा नं. १६, क्षेत्रपाटी	25,000,000	20,000,000	INTERNATIONAL CARGO HANDLING 9000 MT	50
50	शैलुङ कन्स्ट्रक्सन कम्पनी प्रा.लि.	ललितपुर जिल्ला ललितपुर महानगरपालिका वडा नं. ८	500,000,000	420,000,000	VARIOUS KINDS OF CONSTRUCTION WORKS, CONSTRUCTION RELATED TO ROAD, BRIDGE, BUILDING, IRRIGATION ETC. ₹ १,००,००,००,००० ।- बराबर	25
51	यूनिक इलेक्ट्रो मेकानिकल ईन्जिनियर्स प्रा.लि.	काठमाडौं जिल्ला काठमाण्डौ महानगरपालिका वडा नं. २३	5,000,000	2,350,000	CONSTRUCTION SERVICE (FOR INFRASTRUCTURE DEVELOPMENT, ROADS, BRIDGES, TOWER, HYDROPOWER, INDUSTRIES) 50000000 RS.	48
52	एएसजी आई हस्पिटल प्रा.लि.	काठमाडौं जिल्ला काठमाण्डौ महानगरपालिका वडा नं. ११	96,000,000	67,200,000	EYE HOSPITAL 10 BEDS	41
53	इशी ल्याङ्गवेज इन्स्ट्रिच्युट प्रा.लि.	ललितपुर जिल्ला ललितपुर महानगरपालिका वडा नं. २४	5,000,000	4,000,000	JAPANESE LANGUAGE 700 STUDENTS	20
54	याङ्ग जि इन्टरनेशनल कन्स्ट्रक्सन कम्पनी प्रा.लि.	काठमाडौं जिल्ला तारकेश्वर नगरपालिका वडा नं. ८	25,000,000	15,900,000	CONSTRUCTION SERVICES FOR INFRASTRUCTURE DEPLOYMENT SUCH AS RESIDENTIAL BUILDING, BUSINESS COMPLEX, HIGHWAY, HIGHWAY PAVEMENT, TUNNEL, BRIDGES, DRAINAGE, HYDROPOWER, IRRIGATION	62

SN	Industry Name	Address	Proposed Total Capital (in Rs)	Proposed Fixed Capital (in Rs)	Proposed Annual production capacity	Proposed Employment (in Number)
					CANAL ETC. 90000000 NRS	
55	नेपाल वेयर हाउजिङ्ग कम्पनी लि. मुख्य शाखा	सुनसरी जिल्ला घुस्की गा.वि.स. वडा नं. २	227,385,000	213,085,000	WAREHOUSE 5000 M.T.	20
56	नेपाल वेयरहाउजिङ्ग कम्पनी लि. शाखा उद्योग-१	नवलपरासी जिल्ला रामग्राम नगरपालिका वडा नं. ८	213,985,000	199,785,000	WAREHOUSE 5000 M.T.	20
57	नेपाल वेयरहाउजिङ्ग कम्पनी लि. शाखा उद्योग-२	पर्सा जिल्ला पशुर्भारामपुर गा.वि.स. वडा नं. १	220,000,000	205,785,000	WAREHOUSE 5000 M.T.	20
58	उझाउ हुवालङ्ग जियानजु लाओउ युझियान गोङ्गसी कन्स्ट्रक्सन प्रा.लि.	कास्की जिल्ला पोखरा लेखनाथ महानगरपालिका वडा नं. ६	50,000,000	30,000,000	CONSTRUCTION WORKS (ON VARIOUS SECTORS LIKE ROAD, BRIDGE, FLYOVER, SUBWAY, TUNNEL, ROPEWAY, RAILWAY, HYDRO-POWER, ELECTRIC TRANSMISSION, DAM, IRRIGATION, DRINKING WATER, SEWERAGE, CANAL, COMMERCIAL BUILDING, HOUSING ETC.) 250000000 RS.	57
59	वाङ्ग टाइग इन्टरनेशनल कार्गो प्रा.लि.	काठमाडौं जिल्ला तारकेश्वर नगरपालिका वडा नं. ८	20,000,000	16,643,000	INTERNATIONAL CARGO HANDLING 2500 MT	39
60	नुभेन्वर नेपाल प्रा.लि.	ललितपुर जिल्ला ललितपुर महानगरपालिका वडा नं. १४	5,000,000	3,000,000	BUSINESS INCUBATION SERVICES 110 NOS.	15
61	सि.बि.एम.ई.डब्लु . नेपाल प्रा.लि.	काठमाडौं जिल्ला काठमाण्डौ महानगरपालिका वडा नं. २	6,000,000	4,300,000	CONSTRUCTION SERVICE FOR INFRASTRUCTURE DEVELOPMENT SUCH AS HYDROPOWER, IRRIGATION CANAL, ROADS,	37

SN	Industry Name	Address	Proposed Total Capital (in Rs)	Proposed Fixed Capital (in Rs)	Proposed Annual production capacity	Proposed Employment (in Number)
					BRIDGES, FACTORIES, SUBWAYS, FLYOVER, DAM, TRANSMISSION LINES ETC. 21000000 NPR	
62	अबीडिङ्ग हर्ट एजुकेशन प्रा.लि.	काठमाडौं जिल्ला नागार्जुन नगरपालिका वडा नं. ६	10,000,000	7,900,000	MANAGEMENT TRAINING 200 PERSONS, SKILL DEVELOPMENT TRAINING 200 PERSONS	21
63	तुलसी कन्सल्टिङ प्रा.लि.	काठमाडौं जिल्ला काठमाण्डौ महानगरपालिका वडा नं. ३	10,000,000	8,500,000	MANAGEMENT CONSULTANCY 60 NOS	19
64	वेष्ट फ्रेन्ड्स भेटेरीनरी हस्पिटल प्रा.लि.	कास्की जिल्ला पोखरा लेखनाथ महानगरपालिका वडा नं. ५	10,000,000	7,600,000	TEN KENNEL (365 DAY/YEAR) CHARGES 3650 NOS., PHYSICAL EXAMINATION 24000 CASES, MINOR OPERATION 1800 CASES, INTERMEIDATE OPERATION 1500 CASES	34
65	जिया जिया इन्टरनेशनल कार्गो प्रा.लि.	काठमाडौं जिल्ला तारकेश्वर नगरपालिका वडा नं. ८	20,000,000	18,200,000	INTERNATIONAL CARGO HANDLING 2500 MT	18
66	ज्याकपट ग्यामिङ्ग सेन्टर प्रा.लि.	बाँके जिल्ला नेपालगंज नगरपालिका वडा नं. ५	137,500,000	100,413,000	मिनी क्यासिनो ५०००० जना	60
67	काल्म सस्टेनेबल डेभलपमेण्ट प्रा.लि.	ललितपुर जिल्ला ललितपुर महानगरपालिका वडा नं. १८	10,000,000	6,600,000	CONSTRUCTION SERVICE FOR INFRASTRUCTUR E DEVELOPMENT SUCH AS RESIDENTIAL BUILDING, BUSINESS COMPLEX, ROAD, BRIDGE, HYDROPOWER, IRRIGATION CANAL ETC. 71000000 बराबर	81
68	टिन्नी क्राफ्ट प्रा.लि.	ललितपुर जिल्ला बागमती गाउँपालिका वडा नं. ३	5,000,000	3,200,000	CONSTRUCTION SERVICE OF PRE-FABRICATED	19

SN	Industry Name	Address	Proposed Total Capital (in Rs)	Proposed Fixed Capital (in Rs)	Proposed Annual production capacity	Proposed Employment (in Number)
					BUILDINGS 30 NOS.	
69	यू शेड्ग इन्टरनेशनल कार्गो कम्पनी प्रा.लि.	काठमाडौं जिल्ला काठमाण्डौ महानगरपालिका वडा नं. १६	25,000,000	20,000,000	INTERNATIONAL CARGO HANDLING 8000 MT	55
70	अमेजन ल्याङ्गवेज सेन्टर प्रा.लि.	ललितपुर जिल्ला ललितपुर महानगरपालिका वडा नं. १८	5,000,000	4,200,000	CHINESE LANGUAGE TRAINING 100 STUDENTS, ENGLISH LANGUAGE TRAINING 100 STUDENTS	13
71	अन्नपूर्ण हेलिकोप्टर्स प्रा.लि.	काठमाडौं जिल्ला काठमाण्डौ महानगरपालिका वडा नं. १०	750,000,000	721,290,500	HELICOPTER SERVICE 2800 HOURS	60
72	लुधियाना होल्डिङ्स इनर्जी नेपाल प्रा.लि.	काठमाडौं जिल्ला टोखा नगरपालिका वडा नं. ७	100,000,000	63,000,000	CONSTRUCTION WORKS (ON VARIOUS SECTORS LIKE ROAD, BRIDGE, FLYOVER, SUBWAY, TUNNEL, ROPEWAY, RAILWAY, HYDRO-POWER, ELECTRIC TRANSMISSION, DAM, IRRIGATION, DRINKING WATER, SEWERAGE, CANAL, COMMERCIAL BUILDING, HOUSING ETC.) 500000000 RS.	75
73	एक्स इन एग्रो फार्म प्रा.लि. शाखा उद्योग १	ललितपुर जिल्ला गोदावरी गा.वि.स. वडा नं. ३	25,000,000	19,000,000	CONSTRUCTION SERVICE FOR INFRASTRUCTURE DEVELOPMENT SUCH AS BIOPONICS SYSTEMS, FISHERIES INFRASTRUCTURES, BUILDINGS ETC. 53000000 NRS.	22
74	ट्रायड एसिया	काठमाडौं जिल्ला	10,000,000	7,700,000	ENGINEERING	24

Fiscal Year
2075/076 (2018/2019)

SN	Industry Name	Address	Proposed Total Capital (in Rs)	Proposed Fixed Capital (in Rs)	Proposed Annual production capacity	Proposed Employment (in Number)
	प्रा.लि.	काठमाण्डौ महानगरपालिका वडा नं. ३१			CONSULTANCY 100 NOS.	
75	हानकोभिल कन्स्ट्रक्सन प्रा.लि.	सुनसरी जिल्ला धरान नगरपालिका वडा नं. ६	5,000,000	2,500,000	VARIOUS KINDS OF CONSTRUCTION WORKS (CONSTRUCTION RELATED TO HOUSES, BUILDINGS ETC.) 30000000 RS.	20
76	वान्डा नेपाल प्रा.लि.	ललितपुर जिल्ला ललितपुर महानगरपालिका वडा नं. २२	20,000,000	13,000,000	VARIOUS KINDS OF CONSTRUCTION WORKS (CONSTRUCTION RELATED TO ROAD, BRIDGES, COMMERCIAL BUILDING HOUSING ETC.) 90000000 RS.	40
77	लिना श्रेष्ठ कार्गो प्रा.लि.	काठमाडौं जिल्ला काठमाण्डौ महानगरपालिका वडा नं. २६	5,000,000	4,200,000	CARGO HANDLING 2500 MT	15
78	क्रेसेण्डो म्युजिक एकाडेमी	ललितपुर जिल्ला ललितपुर महानगरपालिका वडा नं. १३	5,000,000	4,100,000	MUSIC TRAINING 250 STUDENTS	15
79	सुविस् केवल नेट प्रा.लि.	काठमाडौं जिल्ला काठमाण्डौ महानगरपालिका वडा नं. ३०	543,480,556	515,450,000	T.V. SERVICE 50000 NUMBER OF CUSTOMERS, INTERNET SERVICE 100000 NUMBER OF CUSTOMERS, CONNECTIVITY SERVICE 1000 NUMBER OF CUSTOMERS	89
80	ओस्सेन स्टार इन्टरनेशनल कार्गो नेपाल प्रा.लि.	काठमाडौं जिल्ला काठमाण्डौ महानगरपालिका वडा नं. २६, ठमेल	10,000,000	8,600,000	INTERNATIONAL CARGO HANDLING 4000 MT	18
81	तिरूपती बालाजी कन्स्ट्रक्सन कम्पनी प्रा.लि.	काभ्रे जिल्ला पनौति नगरपालिका वडा नं. ७	100,000,000	73,300,000	CONSTRUCTION SERVICE FOR INFRASTRUCTUR E DEVELOPMENT SUCH AS RESIDENTIAL	66

SN	Industry Name	Address	Proposed Total Capital (in Rs)	Proposed Fixed Capital (in Rs)	Proposed Annual production capacity	Proposed Employment (in Number)
					BUILDING, BUSINESS COMPLEX, HIGHWAY, HIGHWAY PAVEMENT, TUNNEL, BRIDGES, WATER CONSERVATION, HYDROPOWER, IRRIGATION CANAL ETC. NRS. 20,00,00,000/- 0 00	
82	चाइनिज इन्टरप्राइजेज इनकुबेशन सेन्टर प्रा.लि.	काठमाडौं जिल्ला काठमाण्डौ महानगरपालिका वडा नं. १७	10,000,000	9,000,000	LEGAL CONSULTANCY 150 NOS	10
83	योङबोङ ल्याङवेज सेन्टर प्रा.लि.	काठमाडौं जिल्ला बुढानिलकण्ठ नगरपालिका वडा नं. १२	5,000,000	4,000,000	KOREAN LANGUAGE TRAINING 250 NOS	16
84	चोङकिङ वाटर टर्बाइन वर्क्स प्रा.लि.	काठमाडौं जिल्ला चन्द्रागिरी न.पा. वडा नं. ९	5,000,000	3,270,000	VARIOUS KINDS OF CONSTRUCTION WORKS (CONSTRUCTION RELATED TO HYDROPOWER, TELECOMMUNICATION, ELECTRIC TRANSMISSION, ROAD, BRIDGES, COMMERCIAL BUILDING, HOUSING ETC) 20000000 NRS.	14
85	के.लिक ईन्टरनेशनल बिजिनेस म्यानेजमेन्ट ट्रेनिङ प्रा.लि.	काठमाडौं जिल्ला काठमाण्डौ महानगरपालिका वडा नं. १०	28,000,000	25,000,000	BUSINESS MANAGEMENT TRAINING 395 NOS	17
86	माने मोनिज डेभलपर्स प्रा.लि.	कास्की जिल्ला पोखरा महानगरपालिका वडा नं. १	20,000,000	5,000,000	. 25000000 NRS.	20
87	इम्पारिङ एशिया ल्याङवेज एण्ड कल्चर सेन्टर	काठमाडौं जिल्ला काठमाण्डौ महानगरपालिका वडा	6,000,000	5,000,000	JAPANESE LANGUAGE TRAINING - 200 STUDENTS,	20

SN	Industry Name	Address	Proposed Total Capital (in Rs)	Proposed Fixed Capital (in Rs)	Proposed Annual production capacity	Proposed Employment (in Number)
	प्रा.लि.	नं. ५			ENGLISH LANGUAGE TRAINING 200 STUDENTS, NEPALI LANGUAGE TRAINING 200 STUDENTS	
88	जुवान इन्टरनेशनल ट्रेनिङ्ग प्रा.लि.	सुनसरी जिल्ला ईटहरी उप-महानगरपालिका वडा नं. ६	5,200,000	4,200,000	KOREAN LANGUAGE TRAINING 150 STUDENTS, JAPANESE LANGUAGE TRAINING 150 STUDENTS, ENGLISH LANGUAGE TRAINING 150 STUDENTS	17
89	दुगड इन्फ्रास्ट्रक्चर प्रा.लि.	कास्की जिल्ला पोखरा महानगरपालिका वडा नं. ८	10,000,000	3,520,000	CONSTRUCTION SERVICE (RELATED TO BUSINESS COMPLEX, APARTMENTS, HOUSING ETC.) 55000000 RS.	27
90	वाइज वे ल्याङ्गवेज ट्रेनिङ सेन्टर प्रा.लि.	काठमाडौं जिल्ला काठमाण्डौ महानगरपालिका वडा नं. १०	5,000,000	4,000,000	LANGUAGE TRAINING CHINESE 150 STUDENTS, LANGUAGE TRAINING KOREAN 150 STUDENTS, LANGUAGE TRAINING ENGLISH 150 STUDENTS	17
91	जंगल ल्याङ्गवेज इन्ष्टिच्यूट प्रा.लि.	कास्की जिल्ला पोखरा महानगरपालिका वडा नं. ६	5,000,000	4,000,000	CHINESE LANGUAGE TRAINING 150 STUDENTS, KOREAN LANGUAGE TRAINING 150 STUDENTS, ENGLISH LANGUAGE TRAINING 150 STUDENTS	17
92	रूई जि जियाङ्ग इन्टरनेशनल ल्याङ्गवेज सेन्टर	काठमाडौं जिल्ला काठमाण्डौ महानगरपालिका वडा	15,000,000	12,500,000	CHINESE LANGUAGE TRAINING 410 PERSON	24

SN	Industry Name	Address	Proposed Total Capital (in Rs)	Proposed Fixed Capital (in Rs)	Proposed Annual production capacity	Proposed Employment (in Number)
	प्रा.लि.	नं. ३				
93	ब्रिटिस काउन्सिल सर्भिसेज नेपाल प्रा.लि.	काठमाडौं जिल्ला काठमाण्डौ महानगरपालिका वडा नं. २६	5,000,000	1,735,000	ENGLISH LANGUAGE TRAINING 2200 CANDIDATE, PROFESSIONAL TRAINING FOR PRE-SERVICE AND IN-SERVICE TEACHERS 500 CANDIDATE, CHILD PROTECTION TRAINING FOR TEACHERS, TRAINERS, EXAMINERS AND OTHER STAFF 500 CANDIDATE, LEADERSHIP TRAINING 175 CANDIDATE	65
94	कोलेली फ्लाईइंग प्रा.लि.	कास्की जिल्ला पोखरा महानगरपालिका वडा नं. ६	10,500,000	8,500,000	PARAGLIDING SERVICE 7200 FLIGHT HOUR	18
95	नेपाल भ्याली इन्जिनियरिङ्ग अटो वर्क्स प्रा.लि.	काठमाडौं जिल्ला काठमाण्डौ महानगरपालिका वडा नं. २२	10,000,000	7,300,000	SKILLED MANPOWER TRAINING ON MECHANICS CATEGORY 150 PERSONS, SKILLED MANPOWER TRAINING ON ELECTRICIAN CATEGORY 150 PERSONS	21
96	नेपाल लिआओ न्यू इनर्जी पोलिट्रन टेक्नोलोजी प्रा.लि.	काभ्रे जिल्ला पनौति नगरपालिका वडा नं. १२	50,000,000	30,000,000	CONSTRUCTION WORKS (ON VARIOUS SECTORS LIKE ROAD, BRIDGE, FLYOVER, SUBWAY, TUNNEL, ROPEWAY, RAILWAY, HYDRO-POWER, ELECTRIC TRANSMISSION, DAM, IRRIGATION, DRINKING WATER, SEWERAGE,	55

SN	Industry Name	Address	Proposed Total Capital (in Rs)	Proposed Fixed Capital (in Rs)	Proposed Annual production capacity	Proposed Employment (in Number)
					CANAL, COMMERCIAL BUILDING, HOUSING ETC.) 250000000 RS.	
97	कर्नरस्टोन एकेडेमी अफ ट्रेनिङ प्रा.लि.	ललितपुर जिल्ला ललितपुर महानगरपालिका वडा नं. १३	5,000,000	3,900,000	MANAGEMENT AND CAREER SKILL TRAINING (SUCH AS TRAINING ON: PERSONAL DEVELOPMENT, GOAL SETTING SKILL, ASSERTIVE SKILL, LEADERSHIP SKILL, STRESS MANAGEMENT, TIME MANAGEMENT, COMMUNICATION SKILL AND KNOWLEDGE) 400 STUDENTS	20
98	स्ट्रेन्ट स्ट्राटेजिज प्रा.लि.	कास्की जिल्ला पोखरा महानगरपालिका वडा नं. १२	5,000,000	3,900,000	MANAGEMENT AND CAREER SKILL TRAINING (SUCH AS TRAINING ON: PERSONAL DEVELOPMENT, STRENGTHS BASED DEVELOPMENT, GOAL SETTING SKILL, ASSERTIVE SKILL, LEADERSHIP SKILL, STRESS MANAGEMENT, TIME MANAGEMENT, CULTURAL INTELLIGENCE, EMOTIONAL INTELLIGENCE, COMMUNICATION SKILL, KNOWLEDGE MANAGEMENT, UNDERSTANDING PERSONALITY ETC.) 200 STUDENTS	15

SN	Industry Name	Address	Proposed Total Capital (in Rs)	Proposed Fixed Capital (in Rs)	Proposed Annual production capacity	Proposed Employment (in Number)
99	सेन्ट्रल मल्टीप्लेक्स प्रा.लि.	मोरङ्ग जिल्ला बिराटनगर म.न.पा. वडा नं. ७	125,791,286	121,850,000	SEATS 464 NOS.	31
100	सुगम लजिस्टिक्स नेपाल प्रा.लि.	काठमाडौं जिल्ला काठमाण्डौ महानगरपालिका वडा नं. ११	5,000,000	1,000,000	INTERNATIONAL CARGO HANDLING 1600 MT	8
101	करुणा हस्पिटल प्रा.लि.	काठमाडौं जिल्ला बुढानिलकण्ठ नगरपालिका वडा नं. १३	150,000,000	141,000,000	HOSPITAL 50 BEDS	63
102	भर्टिको एक्सट्रिम इन्टरनेशनल ट्रेनिङ्ग सेन्टर प्रा.लि.	काठमाडौं जिल्ला टोखा नगरपालिका वडा नं. ७	10,000,000	7,000,000	SKILLED MANPOWER TRAINING ON ROPE ACCESS WINDOW/BUILDING CLEANING 500 PERSON	16
निर्माण (Construction)						
1	पिजन इन्जिनियरिङ प्रोजेक्ट्स ट्रेडिङ एण्ड जनरल सर्भिसेस प्रा.लि.	ललितपुर जिल्ला ललितपुर महानगरपालिका वडा नं. २२	240,000,000	191,600,000	CONSTRUCTION SERVICE FOR INFRASTRUCTURE DEVELOPMENT SUCH AS RESIDENTIAL BUILDING, BUSINESS COMPLEX, HIGHWAY PAVEMENT, TUNNEL, BRIDGES, WATER CONSERVATION, HYDROPOWER, IRRIGATION CANAL ETC 320000000 NRS	84
2	डेस्टिनेशन माझखण्ड प्रा.लि.	ललितपुर जिल्ला, बागमती गाउँपालिका वडा नं. ३२५	669,483,888	659,643,000	CABLE CAR 400000 PERSONS	29
3	गोबेल नेपाल प्रा.लि.	काभ्रे जिल्ला कालिका गा.वि.स. , खानीखोला १०	114,544,000	105,866,000	निर्माण सम्बन्धी कार्य रु २४,००,००,०००।- बराबरको	40

Table 2.1: Industries Registered by Category (FY 2075/76)

CATEGORY	NO. OF INDUSTRY	PROPOSOD TOTAL CAPITAL*	PROPOSOD FIXED CAPITAL*	PROPOSOD WORKING CAPITAL*	PROPOSED EMPLOYMENT**
AGRO AND FORESTRY BASED (कृषि तथा वनजन्य)	27	4,100.60	3,670.92	429.68	992
CONSTRUCTION (निर्माण)	3	1,024.03	957.11	66.92	153
ENERGY BASED (उर्जामूलक)	47	210,402.62	206,731.93	3,670.69	2,811
INFORMATION TECHNOLOGY (सूचना, प्रसारण तथा सञ्चार प्रविधि)	21	577.28	293.00	284.28	918
MANUFACTURING (उत्पादनमूलक)	118	50,064.94	37,307.90	12,757.04	10,667
MINERAL (खनिज)	1	12.80	9.80	3.00	85
SERVICE (सेवामूलक)	102	5,456.55	4,699.08	757.47	3,629
TOURISM (पर्यटनमूलक)	117	11,040.44	9,893.35	1,147.09	3,706
TOTAL	436	282,679.26	263,563.09	19,116.16	22,961

* in million Rupees

** in Numbe

Table 2.2: Industries Registered by Province (FY 2075/76)

Industry Registered by Province (FY 2075/76)					
Province	No. of Industries	Total Capital	Fixed Capital	Working Capital	PROPOSED EMPLOYMENT (in number)
		(Rs. in million)	(Rs. in million)	(Rs. in million)	
Province No. 1	56	63219.01	59271.47	3947.56	3641
Province No. 2	30	10795.49	8860.63	1934.85	3406
Province No. 3	262	108390.6	103220.34	5170.27	10052
Gandaki Province	55	70112.12	64893.09	5219.04	3246
Province No. 5	25	18423.62	16459.69	1963.9	2008
Karnali province	1	5	3.5	1.5	15
Sudur Paschim Province	7	11733.43	10854.36	879.07	593
Total	436	282679.27	263563.08	19116.19	22961

Industry Registered by Province (FY 2075/76) is represented in Pie-Chart Below:

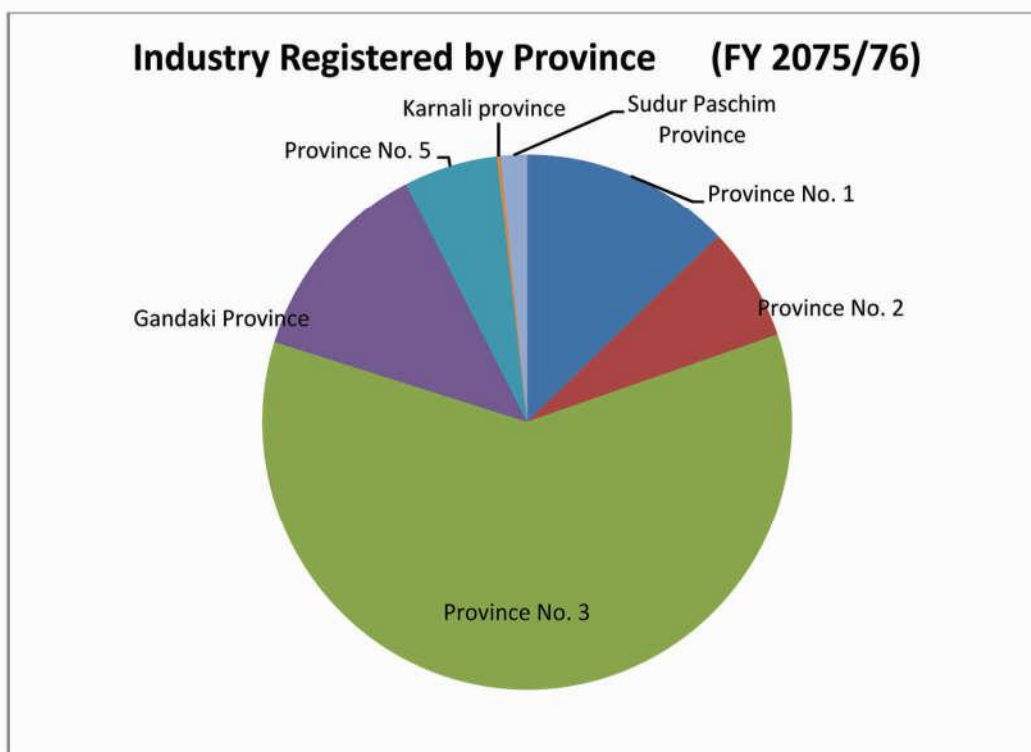


Table 3.1: Industries Registered by Category (Up to 2075/76)

CATEGORY	NO. OF INDUSTRY	PROPOSED TOTAL CAPITAL*	PROPOSED FIXED CAPITAL*	PROPOSED WORKING CAPITAL*	PROPOSED EMPLOYMENT**
AGRO AND FORESTRY BASED (कृषि तथा वनजन्य)	469	27,367.83	23,788.46	3,697.37	35,890
CONSTRUCTION (निर्माण)	58	49,922.06	48,430.47	1,491.60	3,801
ENERGY BASED (उर्जामूलक)	376	1,140,040.22	1,117,258.61	22,781.62	34,102
Information Technology (सूचना, प्रसारण तथा सञ्चार प्रविधिमा आधारित)	59	2,228.78	1,670.45	558.32	2,770
MANUFACTURING (उत्पादनमूलक)	3,017	446,903.49	344,437.75	102,936.24	323,301
MINERAL (खनिज)	69	6,883.61	5,766.19	1,119.52	7,204
SERVICE (सेवा)	2,187	150,285.50	100,691.54	49,639.97	123,621
TOURISM (पर्यटन)	1,732	140,110.99	126,950.31	13,152.48	67,811
TOTAL	7,967	1,963,742.48	1,768,993.76	195,377.11	598,500

* in million Rupees

** in Number

Table 3.2: Industries Registered by Province (Up to FY 2075/76)

Industry Registered by Province (Upto FY 2075/76)					
Province	No. of Industries	Total Capital	Fixed Capital	Working Capital	PROPOSED EMPLOYMENT (in number)
		(Rs. in million)	(Rs. in million)	(Rs. in million)	
Province No. 1	745	435090.21	408154.81	26945.42	78274
Province No. 2	531	104159.44	77386.48	27243.46	55155
Province No. 3	5359	735453.69	645834.9	89772.5	360213
Gandaki Province	719	406945.19	384217.64	22719.63	44576
Province No. 5	459	133529.28	109763.59	23767.78	47932
Karnali province	38	110367.63	108612.22	1755.41	2405
Sudur Paschim Province	116	38197.07	35024.13	3172.93	9945
Total	7967	1963742.51	1768993.77	195377.13	598500

Industry Registered by Province (Up to FY 2075/76) is represented in Pie-Chart Below:

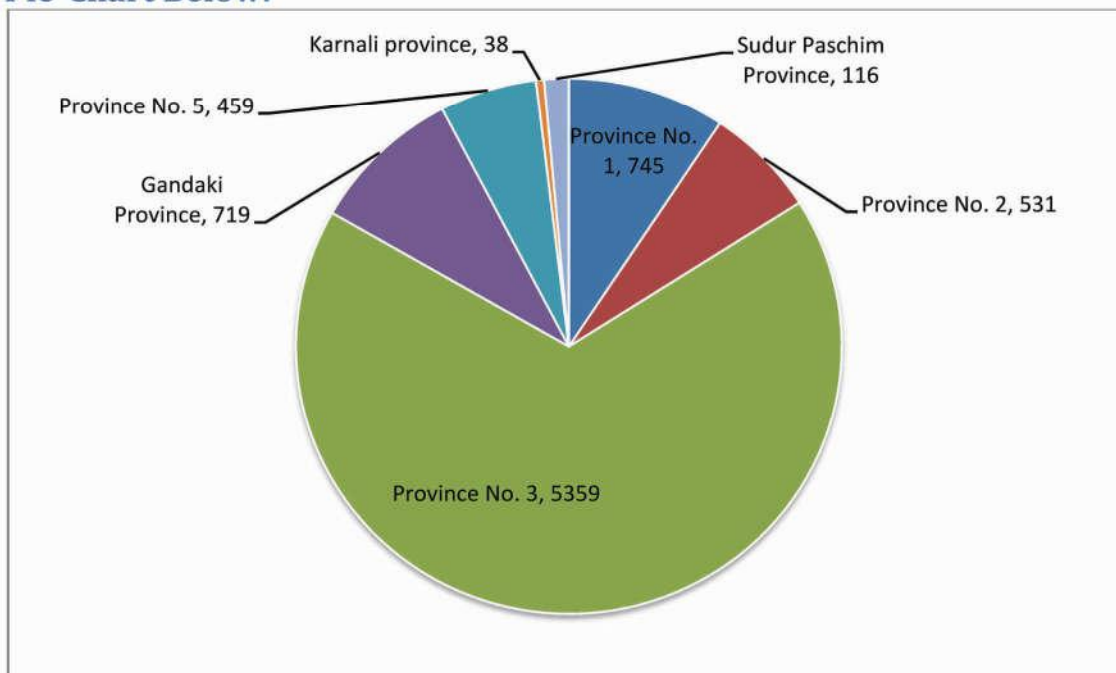


Table 4: Industries Registered by Scale (FY 2075/76)

SCALE	NO. OF INDUSTRY	PROPOSED TOTAL CAPITAL*	PROPOSED FIXED CAPITAL*	PROPOSED WORKING CAPITAL*	PROPOSED EMPLOYMENT**
LARGE (ठूला)	82	258,421.41	245,053.55	13,367.86	8,855
MEDIUM (मझीला)	90	17,989.99	13,844.25	4,145.74	6,471
SMALL (साना)	264	6,267.85	4,665.29	1,602.56	7,635
TOTAL	436	282,679.26	263,563.09	19,116.16	22,961

* in million Rupees

** in Number

Table 5: Industries Registered by Scale (Up to 2075/76)

SCALE	NO. OF INDUSTRY	PROPOSED TOTAL CAPITAL*	PROPOSED FIXED CAPITAL*	PROPOSED WORKING CAPITAL*	PROPOSED EMPLOYMENT**
LARGE (ठूला)	1,112	1,710,985.69	1,598,857.47	112,128.22	158,118
MEDIUM (मझीला)	1,731	167,541.86	116,401.51	51,621.86	158,996
SMALL (साना)	5,124	85,214.92	53,734.78	31,627.04	281,386
TOTAL	7,967	1,963,742.48	1,768,993.76	195,377.11	598,500

* in million Rupees

** in Number

Table 6: Industries Registered Fiscal Year and Category-wise

FISCAL YEAR	CATEGORY	NO. OF INDUSTRY	PROPOSED TOTAL CAPITAL*	PROPOSED FIXED CAPITAL*	PROPOSED WORKING CAPITAL*	PROPOSED EMPLOYMENT**
Up to 2065/66	AGRO AND FORESTRY BASED	173	10,242.93	8,676.84	1,674.09	25,270
	CONSTRUCTION	30	2,384.03	2,145.14	238.89	1,780
	ENERGY BASED	39	30,444.59	27,933.20	2,511.40	7,602
	MANUFACTURING	1,909	125,575.48	88,064.35	37,511.12	230,198
	MINERAL	7	323.16	253.49	71.77	587
	SERVICE	982	58,290.00	46,111.84	12,223.16	71,930
	TOURISM	614	31,732.00	27,853.30	3,870.79	27,458
	Up to 2065/66 TOTAL	3,754	258,992.19	201,038.15	58,101.23	364,825
2066/67	AGRO AND FORESTRY BASED	1	2.5	2.1	0.4	24
	CONSTRUCTION	4	2,450.00	2,396.87	53.13	430
	ENERGY BASED	14	23,173.38	21,227.21	1,946.18	611
	MANUFACTURING	78	7,324.99	5,375.10	1,949.89	6,320
	MINERAL	4	588	457.05	130.95	574
	SERVICE	96	4,333.43	3,619.65	713.78	4,694

FISCAL YEAR	CATEGORY	NO. OF INDUSTRY	PROPOSED TOTAL CAPITAL*	PROPOSED FIXED CAPITAL*	PROPOSED WORKING CAPITAL*	PROPOSED EMPLOYMENT**
	TOURISM	61	1,373.05	1,274.84	98.01	1,857
	2066/67 TOTAL	258	39,245.35	34,352.81	4,892.34	14,510
2067/68	AGRO AND FORESTRY BASED	21	536.56	425.42	111.14	787
	CONSTRUCTION	1	45	40	5	33
	ENERGY BASED	19	67,753.12	66,968.04	785.08	3,387
	MANUFACTURING	68	7,432.69	5,481.47	1,951.21	4,282
	MINERAL	4	99.6	88.1	11.5	426
	SERVICE	81	11,798.46	2,315.10	9,483.37	3,016
	TOURISM	48	2,750.14	2,595.04	155.11	1,796
	2067/68 TOTAL	242	90,415.58	77,913.17	12,502.40	13,727
2068/69	AGRO AND FORESTRY BASED	12	161.2	142.7	18.5	396
	CONSTRUCTION	2	490	456	34	176
	ENERGY BASED	33	55,014.91	53,263.61	1,751.30	1,816
	MANUFACTURING	59	17,189.88	14,780.78	2,409.09	6,527
	MINERAL	7	164	129.14	34.86	607
	SERVICE	105	9,596.70	8,940.72	655.98	5,530
	TOURISM	61	1,810.71	1,648.91	161.69	1,908
	2068/69 TOTAL	279	84,427.39	79,361.86	5,065.42	16,960
2069/70	AGRO AND FORESTRY BASED	54	1,992.25	1,588.79	403.47	2,204
	ENERGY BASED	70	86,537.52	84,286.59	2,250.93	5,105
	MANUFACTURING	114	13,331.73	10,350.07	2,981.66	9,678
	MINERAL	10	267.16	238.52	28.64	833
	SERVICE	95	10,321.28	4,925.22	5,396.06	5,911
	TOURISM	103	7,151.19	6,594.08	557.11	4,804
	2069/70 TOTAL	446	119,601.13	107,983.27	11,617.86	28,535
2070/71	AGRO AND FORESTRY BASED	46	1,566.68	1,299.41	267.27	1,627
	CONSTRUCTION	1	35,000.00	34,750.00	250	100
	ENERGY BASED	42	222,158.24	217,248.42	4,909.82	4,657
	MANUFACTURING	96	18,082.99	14,542.48	3,540.50	7,966
	MINERAL	2	105	81	24	262
	SERVICE	99	5,061.96	1,790.76	3,271.21	3,584
	TOURISM	84	5,832.77	5,506.70	326.08	3,252
	2070/71 TOTAL	370	287,807.65	275,218.77	12,588.88	21,448
2071/72	AGRO AND FORESTRY BASED	50	1,513.90	1,348.21	165.69	1,596
	CONSTRUCTION	6	1,223.00	919.55	303.46	324
	ENERGY BASED	29	83,081.73	82,381.08	700.64	2,392

FISCAL YEAR	CATEGORY	NO. OF INDUSTRY	PROPOSED TOTAL CAPITAL*	PROPOSED FIXED CAPITAL*	PROPOSED WORKING CAPITAL*	PROPOSED EMPLOYMENT**
	MANUFACTURING	90	17,393.13	13,893.52	3,499.61	6,059
	MINERAL	7	251	223.5	27.5	680
	SERVICE	137	8,073.16	5,976.56	2,096.60	4,992
	TOURISM	147	27,215.37	23,860.43	3,354.94	6,742
	2071/72 TOTAL	466	138,751.27	128,602.84	10,148.43	22,785
2072/73	AGRO AND FORESTRY BASED	28	987.9	784.63	203.27	1,038
	CONSTRUCTION	1	35	24.9	10.1	81
	ENERGY BASED	15	38,344.89	38,127.86	217.03	678
	MANUFACTURING	135	58,664.97	51,618.25	7,046.72	8,779
	SERVICE	118	11,849.50	2,853.81	8,995.69	4,399
	TOURISM	112	11,124.95	10,558.14	566.81	3,785
	2072/73 TOTAL	409	121,007.22	103,967.59	17,039.62	18,760
2073/74	AGRO AND FORESTRY BASED	25	3,261.60	2,998.48	263.12	831
	CONSTRUCTION	3	1,690.00	1,287.00	403	172
	ENERGY BASED	20	82,400.44	80,473.28	1,927.16	1,706
	ICT BASED	14	898.5	799.28	99.22	764
	MANUFACTURING	125	43,963.88	33,758.66	10,205.21	10,675
	MINERAL	3	81.7	57.9	23.8	130
	SERVICE	166	15,878.56	12,198.92	3,679.64	7,037
	TOURISM	154	14,999.72	13,547.12	1,452.60	5,215
	2073/74 TOTAL	510	163,174.40	145,120.65	18,053.75	26,530
2074/75	AGRO AND FORESTRY BASED	22	2,517.70	2,418.74	98.96	653
	CONSTRUCTION	4	4,731.00	4,616.90	114.1	253
	ENERGY BASED	39	233,915.65	231,896.68	2,018.96	2,596
	ICT BASED	24	753	578.18	174.83	1,088
	MANUFACTURING	130	77,264.29	61,150.06	16,114.23	12,279
	MINERAL	4	2,422.20	1,851.50	570.7	590
	SERVICE	114	5,129.51	4,266.65	862.87	4,507
	TOURISM	159	23,855.50	22,482.51	1,372.99	5,373
	2074/75 TOTAL	496	350,588.84	329,261.22	21,327.63	27,339
2075/76	AGRO AND FORESTRY BASED	27	4,100.60	3,670.92	429.68	992
	CONSTRUCTION (निर्माण)	3	1,024.03	957.11	66.92	153
	ENERGY BASED	47	210,402.62	206,731.93	3,670.69	2,811
	INFORMATION TECHNOLOGY	21	577.28	293.00	284.28	918
	MANUFACTURING	118	50,064.94	37,307.90	12,757.04	10,667
	MINERAL	1	12.80	9.80	3.00	85

FISCAL YEAR	CATEGORY	NO. OF INDUSTRY	PROPOSED TOTAL CAPITAL*	PROPOSED FIXED CAPITAL*	PROPOSED WORKING CAPITAL*	PROPOSED EMPLOYMENT**
	SERVICE	102	5,456.55	4,699.08	757.47	3,629
	TOURISM	117	11,040.44	9,893.35	1,147.09	3,706
	2075/76 TOTAL	436	282,679.26	263,563.09	19,116.16	22,961
	GRAND TOTAL	7,967	1,963,742.48	1,768,993.76	195,377.11	598,500

* in million Rupees

** in Number

Table 7: Industries Registered by District (FY 2075/76)

DISTRICT	NO. OF INDUSTRY	PROPOSED TOTAL CAPITAL*	PROPOSED FIXED CAPITAL*	PROPOSED WORKING CAPITAL*	PROPOSED EMPLOYMENT**
ARGHAKHACHI	1	158.00	150.00	8.00	39
BAGLUNG	3	1,701.77	1,650.48	51.30	134
BAJHANG	1	2,930.00	2,910.00	20.00	40
BANKE	8	3,993.07	3,685.20	307.86	556
BARA	12	1,895.67	1,363.58	532.09	758
BARDIYA	2	630.00	527.70	102.30	221
BHAKTAPUR	6	139.00	111.60	27.40	224
BHOJPUR	2	664.15	651.05	13.10	40
CHITWAN	15	1,472.40	1,119.94	352.46	556
DARCHULA	2	7,308.43	7,259.80	48.63	125
DHADING	5	15,518.86	14,537.44	981.42	320
DHANUSHA	5	1,609.68	1,394.74	214.94	234
DOLKHA	2	3,539.19	2,891.03	648.16	67
GORKHA	5	4,917.11	4,826.51	90.61	216
ILAM	2	1,724.05	1,707.93	16.12	78
JHAPA	15	4,631.24	3,342.50	1,288.74	948
KAILALI	2	1,285.00	533.10	751.90	352
KANCHANPUR	2	210.00	151.46	58.54	76
KAPILBASTU	2	10,604.70	9,530.34	1,074.35	630
KASKI	25	17,484.77	17,202.11	282.65	783
KATHMANDU	163	59,951.49	57,998.02	1,953.47	5,916
KAVRE	11	1,663.25	1,480.88	182.37	401
LALITPUR	47	2,793.20	2,327.38	465.82	1,651
LAMJUNG	4	433.32	389.88	43.44	159
MAKWANPUR	8	1,385.27	1,149.42	235.85	648
MORANG	14	3,967.42	2,266.71	1,700.71	1,044

DISTRICT	NO. OF INDUSTRY	PROPOSED TOTAL CAPITAL*	PROPOSED FIXED CAPITAL*	PROPOSED WORKING CAPITAL*	PROPOSED EMPLOYMENT**
MYAGDI	4	33,796.21	33,181.32	614.89	308
NAWALPARASI	11	9,455.74	5,634.69	3,821.05	1,370
NUWAKOT	2	10.00	8.20	1.80	22
PALPA	1	172.01	159.74	12.27	29
PANCHATHAR	1	1,986.80	1,979.17	7.64	202
PARASI	1	130.00	104.75	25.25	40
PARSA	8	1,815.14	1,492.77	322.37	806
RAMECHHAP	1	10,400.00	10,265.83	134.17	100
RAUTAHAT (2	521.24	467.73	53.51	61
RUPANDEHI	10	2,735.84	2,301.96	433.87	493
SANKHUWASABHA	2	23,079.17	22,857.07	222.11	149
SARLAHI	2	2,374.93	2,162.98	211.94	960
SINDHUPALCHOWK	2	11,517.94	11,330.60	187.35	147
SIRAHA	1	2,578.83	1,978.83	600.00	587
SOLUKHUMBU	4	2,737.92	2,620.64	117.28	145
SUNSARI	11	1,726.16	1,331.94	394.22	708
SURKHET	1	5.00	3.50	1.50	15
SYANGJA	1	1,500.00	1,200.00	300.00	250
TANAHU	2	823.20	808.10	15.10	26
TAPLEJUNG	5	22,702.10	22,514.46	187.64	327
TOTAL	436	282,679.26	263,563.09	19,116.16	22,961

* in million Rupees

** in Number

Table 8: Industries by District (Up to FY 2075/76)

DISTRICT	NO. OF INDUSTRY	PROPOSED TOTAL CAPITAL*	PROPOSED FIXED CAPITAL*	PROPOSED WORKING CAPITAL*	PROPOSED EMPLOYMENT**
ACHHAM	4	1,071.57	1,050.17	21.40	257
ARGHAKHACHI	4	4,716.08	4,478.58	237.49	392
BAGLUNG	16	7,950.62	7,731.20	219.42	665

Fiscal Year
2075/076 (2018/2019)

DISTRICT	NO. OF INDUSTRY	PROPOSED TOTAL CAPITAL*	PROPOSED FIXED CAPITAL*	PROPOSED WORKING CAPITAL*	PROPOSED EMPLOYMENT**
BAITADI	8	249.98	219.48	30.50	512
BAJHANG	6	3,863.30	3,813.80	49.50	405
BAJURA	2	998.17	927.97	70.20	43
BANKE	91	19,124.66	14,644.72	4,479.94	7,979
BARA	242	38,194.29	25,481.96	12,712.33	24,356
BARDIYA	22	1,395.13	1,190.53	204.60	1,001
BHAKTAPUR	176	14,033.72	12,161.56	1,872.16	16,044
BHOJPUR	12	9,752.43	8,592.76	1,159.67	887
CHITWAN	223	26,522.88	21,216.18	5,306.71	13,585
DADEL DHURA	5	142.19	129.95	12.24	130
DAILEKH	5	2,302.90	2,273.55	29.35	244
DANG	41	31,555.34	27,009.80	4,547.64	5,876
DARCHULA	9	10,865.61	10,758.57	107.03	538
DHADING	63	54,066.11	50,282.88	3,783.23	4,332
DHANKUTA	18	2,289.44	1,958.83	340.61	2,791
DHANUSHA	45	9,821.28	7,875.40	1,945.88	4,146
DOLKHA	39	90,567.30	89,234.28	1,333.02	6,455
DOLPA	1	4.72	3.91	0.81	21
DOTI	6	13,400.00	13,280.70	119.30	220
GORKHA	32	9,646.33	9,425.14	221.19	1,871
GULMI	6	2,059.83	1,983.43	76.40	119
HUMLA	5	46.00	38.70	7.30	105
ILAM	44	20,143.26	18,735.35	1,407.92	6,343
JAJARKOT	6	1,216.38	1,156.38	60.00	273
JHAPA	134	16,584.82	13,165.15	3,419.67	16,995
KAILALI	43	4,626.38	2,527.03	2,099.35	3,869
KALIKOT	6	98,214.20	97,070.69	1,143.51	534
KANCHANPUR	31	2,949.87	2,305.46	644.41	3,882
KAPILBASTU	46	25,856.94	20,729.76	5,127.17	5,919
KASKI	422	73,875.09	69,648.59	4,218.59	18,398
KATHMANDU	3,536	274,329.07	223,843.05	50,530.72	238,263
KAVRE	170	12,818.99	10,375.39	2,443.60	12,921
KHOTANG	6	2,786.68	2,727.62	59.06	301
LALITPUR	895	53,972.77	39,119.51	14,961.25	48,083
LAMJUNG	40	52,066.14	50,738.89	1,327.25	2,537
MAHOTTARI	8	2,325.75	2,002.20	323.55	1,141
MAKWANPUR	120	22,408.65	18,575.35	3,833.31	10,707

DISTRICT	NO. OF INDUSTRY	PROPOSED TOTAL CAPITAL*	PROPOSED FIXED CAPITAL*	PROPOSED WORKING CAPITAL*	PROPOSED EMPLOYMENT**
MANANG	2	2,800.00	2,765.00	35.00	519
MORANG	268	35,106.07	25,148.68	9,957.39	22,832
MUGU	2	50.97	45.11	5.86	68
MUSTANG	9	22,195.45	22,018.89	176.56	494
MYAGDI	20	107,008.16	105,544.41	1,463.75	1,891
NAWALPARASI	144	78,998.43	66,929.18	12,069.24	14,342
NUWAKOT	51	22,108.73	21,574.53	535.19	2,445
OKHALDHUNDA	2	2,112.20	2,091.50	20.70	67
PALPA	10	2,177.08	1,927.83	249.25	673
PANCHATHAR	12	8,894.20	8,767.16	127.04	3,060
PARASI	1	130.00	104.75	25.25	40
PARBAT	5	3,769.55	3,720.64	48.91	383
PARSA	180	24,033.54	15,610.34	8,893.70	16,457
PYUTHAN	3	540.00	518.00	22.00	232
RAMECHHAP	14	40,482.35	39,453.40	1,028.95	1,113
RASUWA	20	62,832.03	60,284.59	2,547.45	2,347
RAUTAHAT	12	2,151.97	1,805.06	346.91	1,484
ROLPA	3	1,022.79	971.86	50.94	4,066
RUKUM	2	400.00	355.00	45.00	216
RUPANDEHI	230	44,551.43	35,849.33	8,702.10	21,419
SALYAN	1	6,200.00	6,000.00	200.00	273
SANKHUWASABHA	21	134,968.47	133,029.04	1,939.43	1,982
SAPTARI	12	770.99	617.27	153.72	1,139
SARLAHI	20	7,288.20	6,396.40	891.80	4,056
SINDHULI	2	203.84	194.85	8.99	195
SINDHUPALCHOWK	52	61,137.25	59,530.33	1,606.92	3,812
SIRAHA	12	19,573.42	17,597.85	1,975.57	2,376
SOLUKHUMBU	46	51,366.38	48,737.63	2,628.76	4,569
SUNSARI	152	17,614.50	13,467.39	4,147.11	16,410
SURKHET	12	2,332.46	2,023.88	308.58	887
SYANGJA (7	4,752.88	2,124.94	2,627.94	1,073
TANAHU	22	43,882.54	43,570.76	311.78	2,403
TAPLEJUNG	20	125,043.05	123,885.95	1,157.10	1,078
TEHRATHUM	5	2,575.00	2,551.15	23.85	195
UDAYPUR	5	5,853.71	5,296.60	557.11	764
TOTAL	7,967	1,963,742.48	1,768,993.76	195,377.11	598,500

* in million Rupees

** in Number

Table 9: List of Industries Approved for Foreign Investment (FY 2075/76)

S.N	Company Name / Objective	Location	Proposed Foreign Investment (in Rs)	Products & Annual Capacity	Proposed Employment (in Number)	Country	Foreign Equity (%)
Energy Based (ऊर्जामूलक)-0							
Manufacturing (उत्पादनमूलक)							
1	ARATI STRIPS PVT. LTD. BRANCH UNIT 1	MORANG	245,000,000	GALVALUME SHEET/COIL 75000 MT	140	INDIA	Foreign - 100%
2	WALL PANEL BOARD AND ROOFTOP BOARD उत्पादन गर्ने	MAKWANPUR	11,250,000	WALL PANEL BOARD AND ROOFTOP BOARD 100000 SQM	40	CHINA (MAINLAND)	Local - 55%, Foreign - 45%
3	HAOSUN AGRICULTURE FRUITS AND ORGANIC HOUSE PVT. LTD.	SUNSARI	5,000,000	VEGETABLES 40 MT, FRUITS 40 MT, FOOD GRAINS (PADDY, MAIZE ETC.) 20 MT	13	CHINA (MAINLAND)	Foreign - 100%
4	MANGALAM INDUSTRIES PVT. LTD.	RUPANDEHI	196,000,000	HDPE PIPE 1000 MT, CPVC PIPE 800 MT, BATHROOM FITTINGS 500 MT, PEX PIPE 4000 MT	94	INDIA	Foreign - 100%
5	शिशुआजन्म वस्तु उत्पादन गर्ने	KATHMANDU	40,000,000	TEMPERED TOUGHEN GLASS 900000 SQ.FT., LAMINATE GLASS 60000 SQ.FT., DOUBLE GLAZING INSULATING GLASS 60000 SQ.FT., MIRROR GLASS 60000 SQ.FT.	47	INDIA	Local - 80%, Foreign - 20%
6	BENLING MOTOR TECHNOLOGY COMPANY PVT. LTD.	KATHMANDU	40,000,000	ELECTRIC MOTORCYCLE/SCOOTER 600 NOS., THREE WHEELER VAN 120 NOS., FOUR WHEELER VAN 120 NOS.	40	CHINA (MAINLAND)	Foreign - 100%
7	SALAI DESTINY PVT. LTD.	KATHMANDU	5,000,000	DISPLAY BOARD 1000 NOS.	12	INDIA	Local - 50%, Foreign - 50%
8	NEPAL GIANT CAR INDUSTRY GROUP PVT. LTD.	BARA	49,000,000	ASSEMBLING गर्ने ELECTRIC MOTORCYCLE/ SCOOTER 600 NOS, ELECTRIC CAR/VAN 200 NOS	40	CHINA (MAINLAND)	Foreign - 100%
9	UGRATARA STEEL INDUSTRIES PVT. LTD.	KAILALI	640,000,000	CONSTRUCTION MATERIALS 120000 MT	322	INDIA	Local - 50%, Foreign - 50%
10	BABUS BUM PVT. LTD.	KAILALI	5,000,000	SHIRTS 4000 PIECES, TROUSER 5000 PIECES, TRACKSUIT 3000 PIECES, T-SHIRTS 6000 PIECES, JACKET 4000 PIECES, WAISTCOAT 6000 PIECES, SKIRT 7000 PIECES, REUSABLE CLOTH DIAPERS 100000	30	USA	Foreign - 100%

				PIECES			
11	BLUEMAN TEX PVT. LTD.	KATHMANDU	5,000,000	SHIRT, T-SHIRT, SKIRT, TROUSER, SHORTS, CAP, SHAWL, MUFFLER 42000 PCS.	37	BANGLADESH	Foreign - 100%
12	GINGER AND TURMERIC PROCESSING गरी उत्पादन गर्ने।	KAILALI	24,010,000	DEHYDRATED/DRIED GINGER 100 MT, GINGER POWDER 40 MT, GINGER CANDY 10 MT, DEHYDRATED/DRIED TURMERIC 37 MT, TURMERIC POWDER 50 MT	35	THE NETHERLANDS	Local - 51%, Foreign - 49%
13	READYMADE GARMENT AND LADIES SANITARY PAD उत्पादन गर्ने।	KAVRE	5,000,000	READYMADE GARMENTS (SHIRTS-12000 PCS., TROUSER-9000 PCS., TRACKSUIT-3000 PCS., T-SHIRT-9000 PCS., JACKET-4000 PCS., WAISTCOAT-6000 PCS., SKIRT-7000 PCS.) 50000 PIECES, LADIES SANITARY PADS 70000 PIECES	21	CHINA (MAINLAND)	Foreign - 100%
14	COPPER AND BRASS UTENSILS उत्पादन गर्ने	KATHMANDU	5,500,000	COPPER UTENSILS 30 MT, BRASS UTENSILS 30 MT	25	CHINA (MAINLAND)	Foreign - 100%
15	DURGA MATTRESS MANUFACTURING INDUSTRIES PVT. LTD.	JHAPA	9,000,000	ORDINARY COIR MATTRESS 10000 SETS, RUBBERISED COIR MATTRESS 660 MT	34	INDIA	Local - 70%, Foreign - 30%
16	DEVIKRIPA HARDWARE PVT. LTD.	BARA	10,000,000	MILD STEEL ITEMS (SUCH AS HINGE, ALDROP, DOOR STOPPER, NUT BOLT, DOOR/WINDOW FITTING ITEMS ETC.) 40 MT, BRASS/BRONZE/ALUMINUM ITEMS (SUCH AS DOOR HINGES/DOOR FITTINGS/ALDROP, BUSHES ETC.) 30 MT	19	INDIA	Local - 50%, Foreign - 50%
17	HYGEN PACKS NEPAL PVT. LTD.	JHAPA	139,999,305	JUICE 8640 KL	61	INDIA	Local - 35.03%, Foreign - 64.97%
18	UPVC PIPE, UPVC PIPE FITTINGS, PLASTIC FURNITURE (INCLUDING UPVC DOOR, WINDOW ETC.) AND EPS SANDWICH PANEL MANUFACTURING गर्ने	NUWAKOT	45,000,000	EPS SANDWICH PANEL 50000 SQ. METER, UPVC PIPE 500 MT, UPVC PIPE FITTINGS 120 MT, PLASTIC FURNITURE (UPVC DOOR/WINDOW ETC.) 600 MT	30	CHINA (MAINLAND)	Foreign - 100%

19	CONSTRUCTION SERVICE FOR PRE-FABRICATED BUILDINGS (SHELTERS) उत्पादन गर्ने	NUWAKOT	5,000,000	CONSTRUCTION SERVICE FOR PRE-FABRICATED BUILDINGS (SHELTERS) 500 NOS	26	CHINA (MAINLAND)	Foreign - 100%
20	MEITU CONSTRUCTION MATERIALS PVT. LTD.	BHAKTAPUR	15,000,000	ENAMEL PAINT- 40 MT, PRIMER 40 MT, CEMENT PAINT 40 MT, DISTEMPER 40 MT, EMULSION PAINT 40 MT., COLOR LIME 40 MT	22	CHINA (MAINLAND)	Local - 40%, Foreign - 60%
21	NIHON BAKERY PVT. LTD.	KATHMANDU	10,000,000	BAKERY PRODUCTS (BREAD, DONUT, COOKIES, CROISSANT, CAKE, PASTRY, CINNAMON ROLL, PIE ETC.) 150 MT	25	JAPAN	Foreign - 100%
22	SHRIMP PROCESSING (SHRIMP MEAT) AND DRY SHRIMP MEAT उत्पादन गर्ने	LALITPUR	24,750,000	SHRIMP PROCESSING (SHRIMP MEAT) 100 MT, DRY SHRIMP MEAT 10 MT	25	JAPAN	Local - 45%, Foreign - 55%
23	MARUTI CEMENTS LIMITED BRANCH UNIT 1	SIRAHA	2,001,168,200	ORDINARY PORTLAND CEMENT (OPC) 660000 MT, CLINKER FOR SALE 13200 MT	587	INDIA	Local - 22.4%, Foreign - 77.6%
24	ZHENZHONG MACHINERY MANUFACTURING COMPANY PVT. LTD.	KATHMANDU	5,000,000	ASSEMBLY OF CONCRETE MIXTURE/BLENDER 100 NOS	19	CHINA (MAINLAND)	Foreign - 100%
25	EPS SANDWICH PANEL MANUFACTURING सम्बन्धी कार्य गर्ने	KATHMANDU	318,500,000	EXPANDABLE POLYSTYRENE SANDWICH (EPS) PANEL 6660 MT	100	SOUTH KOREA	Local - 51%, Foreign - 49%
26	GREATWALL ELECTRIC VEHICLE PVT. LTD.	CHITWAN	35,000,000	ELECTRIC MOTORCYCLE/SCOOTER 400 NOS., ELECTRIC THREE WHEELER VEHICLES 120 NOS., ELECTRIC FOUR WHEELER VEHICLES 120 NOS.	44	CHINA (MAINLAND)	Foreign - 100%
27	SUNSHIN NEW TECHNOLOGY WATER PURIFYING AND ELECTRICAL APPLIANCE COMPANY PVT. LTD.	KATHMANDU	32,500,000	CERAMIC WATER FILTER 90000 NOS.	40	CHINA (MAINLAND)	Foreign - 100%
28	ZONG WANG STEEL CHINA COMPANY PVT. LTD.	DHADING	245,000,000	MILD STEEL (MS) ROD 30000 MT	80	CHINA (MAINLAND)	Foreign - 100%
29	ESSEL INDUSTRIES NEPAL PVT. LTD.	PARASI	130,000,000	PET FLAKES 18000 MT, SCRAPS 1440 MT	40	INDIA	Foreign - 100%

30	EVEREST AUTOMOBILE MANUFACTURING COMPANY PVT. LTD.	KATHMANDU	48,000,000	ASSEMBLY OF FOUR-WHEELER CAR 100 NOS., ASSEMBLY OF FOUR-WHEELER VAN/JEEP 100 NOS.	34	CHINA (MAINLAND)	Foreign - 100%
31	HOLY LIGHT SIGNWORKS TECHNOLOGY PVT. LTD.	KATHMANDU	10,000,000	ASSEMBLY OF DIGITAL HOARDING BOARDS 1500 NOS.	15	CHINA (MAINLAND)	Foreign - 100%
32	CORRUGATED CARDBOARD BOX उत्पादन गर्ने	PARSA	70,000,000	CORRUGATED CARDBOARD BOX 10000 MT	27	INDIA	Foreign - 100%
33	FRESH RUSH BEVERAGE PVT. LTD.	KATHMANDU	9,817,500	IN ONE (1) LITER BOTTLES 1533000 NOS., IN TWENTY (20) LITER JARS 450000 NOS., IN HALF (1/2) LITER BOTTLES 730000 NOS.	22	FRANCE	Local - 45%, Foreign - 55%
34	NEXUS FARMER COMPANY PVT. LTD.	CHITWAN	12,750,000	DRIED VEGETABLES 30 MT, DRIED MUSHROOM 20 MT, DRIED FRUITS 15 MT	21	SWITZERLAN D	Local - 49%, Foreign - 51%
35	TRIEK FASHION GARMENT PVT. LTD.	CHITWAN	4,999,800	SHIRT 10000 PIECES, T-SHIRTS 10000 PIECES, PULLOVER 4000 PIECES, JACKET 4000 PIECES, SKIRT 4000 PIECES, TROUSER 10000 PIECES, SHORTS 3000 PIECES	29	SOUTH KOREA	Local - 3.85%, Foreign - 96.15%
36	EVA/RUBBER/PVC/ TPU/PU/TPE FOOTWEAR उत्पादन गर्ने	RUPANDEHI	92,000,000	EVA/PVC/TPU/PU/TPE FOOTWEAR 70000 PAIRS, RUBBER FOOTWEAR 30000 PAIRS	17	INDIA	Foreign - 100%
37	ABIRAL INDRAWATI RODA DHUNGA TATHA BALUWA UDHYOG PVT. LTD.	SINDHUPALC HOWK	47,082,000	CRUSHED STONE/STONE AGGREGATES 65000 CU.M., PULVERISED STONE DUST/SAND 35000 CU.M.	37	CHINA (MAINLAND)	Local - 41%, Foreign - 59%
38	CROSS MEDICARE PVT. LTD.	KATHMANDU	10,000,000	URINE DRAINAGE BAGS 1500000 NOS, IV INFUSION SETS 900000 NOS, STEAM VAPORIZER 400000 NOS, CATHETERS 500000 NOS	37	INDIA	Foreign - 100%
39	GREENTREE READYMADE GARMENT PVT. LTD.	LALITPUR	5,000,000	SHIRT- 10000 PIECES, TROUSER 10000 PIECES, TRACKSUIT 10000 PIECES, T-SHIRT 10000 PIECES, JACKET 10000 PIECES, SKIRT 5000 PIECES, JUMPSUI 5000 PIECES, KURTA 5000 PIECES	20	SOUTH KOREA	Foreign - 100%
40	BODHI LEAF GARMENTS PVT. LTD.	KATHMANDU	5,000,000	READYMADE GARMENTS (SHIRT T-SHIRT , SKIRT, TROUSER, SHORTS. CAP, SHAWL, MUFFLER ETC.) 40000 PIECES	42	CHINA (MAINLAND)	Foreign - 100%
41	DETERGENT POWDER, DETERGENT CAKE, HERBAL	BARA	199,170,000	DETERGENT POWDER 450 MT, DETERGENT CAKE 480 MT, HERBAL TOOTHPASTE 150 MT, HAIR CONDITIONER AND	0	INDIA	Local - 10%, Foreign

Fiscal Year
2075/076 (2018/2019)

	TOOTHPASTE, HAIR CONDITIONER AND SAMPHOO, BATH SOAP, CREAM, SPICES, AMALA JUICE, ALOEVERA JUICE उत्पादन गर्ने			SAMPHOO 100 MT, BATH SOAP 100 MT, CREAM 100 MT, SPICES 50 MT, AMALA JUICE 50 MT, ALOEVERA JUICE 50 MT			- 90%
42	खाने तेल तथा दाल उत्पादन गर्ने	BARA	36,900,000	खाने तेल 600 MT, दाल 600 MT	0	INDIA	Local - 10%, Foreign - 90%
43	JAM & JELLY, JUICE, HONEY, KETCHUP, SQUOSH/SARBATH , PICKLE उत्पादन गर्ने	BARA	36,000,000	JAM & JELLY 200000 KG, JUICE 1000000 LITER, HONEY 50000 KG, KETCHUP 30000 KG, SQUOSH/SARBATH 30000 KG., PICKLE 30000 KG	0	INDIA	Local - 10%, Foreign - 90%
44	विभिन्न खाद्य पदार्थहरूको प्याकेजिङ गर्ने	BARA	44,730,000	PACKAGING VARIOUS FOOD ITEMS SUCH AS MAIDA, SUJI, ATTA, RICE, DRY FOODS, DRIED PULSE AND SPICES 20000 MT, PACKAGING OF BURA (SUGAR POWDER) 300 MT, PACKAGING OF JAGGERY POWDER 400 MT, PACKAGING OF DALIYA 300 MT, PACKAGING OF CHIURA (BEATEN RICE) 300 MT, PACKAGING OF DAL/NAMKEEN 300 MT, PACKAGING OF BESAN 300 MT	0	INDIA	Local - 10%, Foreign - 90%
45	ORGANIC FERTILIZER उत्पादन गर्ने	BARA	34,380,000	ORGANIC FERTILIZER 30000 MT	0	INDIA	Local - 10%, Foreign - 90%
46	SWARASA, CHURNA, BATTI, RAS/RASAYN, TEA, SYRUP, CREAM/OINMENT & MALT उत्पादन गर्ने	BARA	330,897,600	SWARASA 3840 MT, CHURNA 99000 KG, BATTI 2400 KG, RAS/RASAYN 3200 KG, TEA 2400 KG, SYRUP 31000 LITER, CREAM/OINMENT 1000 KG, MALT 2000 LITER	0	INDIA	Local - 10%, Foreign - 90%
47	PRODUCTION OF BOTTLED DRINKING WATER	BARA	29,790,000	BOTTLE DRINKING WATER (PET BOTTLE OF 1 LTR. CAPACITY) 57600000 BOTTLES	16	INDIA	Local - 10%, Foreign - 90%
48	JINGNING WEIJIA INDUSTRIAL BEVERAGE COMPANY PVT. LTD.	CHITWAN	48,000,000	JUICE 2000 KL	30	CHINA (MAINLAND)	Foreign - 100%
49	SHARP VISION ENTERPRISES PVT. LTD.	SUNSARI	10,000,000	ELECTRIC TWO WHEELERS (SCOOTERS) 60 NOS., IC ENGINE THREE WHEELERS (RICKSHAWS) 120 NOS.	21	CHINA (MAINLAND)	Local - 50%, Foreign - 50%

50	GANESH FOOTWEAR INDUSTRIES PVT. LTD.	KATHMANDU	20,000,000	SHOES 200000 PAIR, SANDALS 200000 PAIR, SLIPPERS 200000 PAIR	24	INDIA	Foreign - 100%
51	BAKERY उत्पादन गर्ने	LALITPUR	10,000,000	BAKERY ITEMS (BREAD, CAKE, PASTRIES ETC.) 100 MT	18	CHINA (MAINLAND)	Foreign - 100%
52	SHREEKRISHNA POLYPLAST PVT. LTD.	RUPANDEHI	20,000,000	TARPAULIN 600 MT	59	INDIA	Local - 50%, Foreign - 50%
53	XING YI DECORATION COMPANY PVT. LTD.	KATHMANDU	10,000,000	ALUMINIUM DOORS AND WINDOWS 72000 SQ. FT.	19	CHINA (MAINLAND)	Foreign - 100%
54	INCENSE STICKS, VERMILLION (SINDOOR), TURMERIC POWDER, BINDI, FRAGRANCED PUJA OIL उत्पादन गर्ने	BARA	10,000,000	INCENSE STICKS 7000 KG, VERMILLION (SINDOOR) 700 KG, TURMERIC POWDER 500 KG, BINDI 3000 KG, FRAGRANCED PUJA OIL 1000 KG	28	SINGAPORE	Foreign - 100%
55	फालमका विभिन्न वस्तुहरू उत्पादन गर्ने	KAPILBASTU	5,500,000	TMT STEEL RODS 20000 MT, ROLLED PRODUCTS(BAR, ANGLES, CHANNELS, STRIPS) 10000 MT, RIBBED WIRE (TORKARI) 5000 MT, GI WIRE 1000 MT	140	INDIA	Local - 93.125%, Foreign - 6.875%
56	तयारी पोशाक उत्पादन गर्ने	BARA	8,407,000	SHIRTS, PANTS, JACKET AND OTHER READYMADE GARMENTS INCLUDING BAGS 120000 PCS.	26	THE NETHERLANDS	Local - 19.45%, Foreign - 80.55%
57	HENG FA SHOES INDUSTRIES PVT. LTD.	LALITPUR	15,000,000	SHOES 200000 PAIRS	60	CHINA (MAINLAND)	Foreign - 100%
58	BLANKET, QUILT, PILLOW, BED SHEET AND SOFA COVER उत्पादन गर्ने	KATHMANDU	250,000,000	PRODUCTION OF BLANKET, QUILT, PILLOW, BED SHEET AND SOFA COVER 600000 PCS	240	CHINA (MAINLAND)	Foreign - 100%
59	स्टिलनेस स्टिलका भाडा बर्तन उत्पादन गर्ने		204,350,508	STAIN LESS STEEL UTENSILS 3600 MT	86	INDIA	Foreign - 100%
60	MANUFACTURING ALUMINUM DOORS AND WINDOW	BHAKTAPUR	150,000,000	ALUMINUM DOORS AND WINDOW 189000 SQ.FT.	58	CHINA (MAINLAND)	Local - 6.25%, Foreign - 93.75%

61	ASSEMBLING OF ELECTRIC TWO WHEELER AND ELECTRIC THREE WHEELER	PARSA	200,000,000	ELECTRIC TWO WHEELERS (BIKES/SCOOTERS) 400 NO., ELECTRIC THREE WHEELERS (RICKSHAWS) 250 NO.	45	CHINA (MAINLAND)	Foreign - 100%
Agro and Forestry Based (कृषि तथा वन पैदावारमा आधारित)							
1	JIU DING AGRO GARDEN PVT. LTD.	DHADING	30,000,000	VEGETABLES 80 MT, HERBS 40 MT, FRUITS 10 MT, FLOWERS 5 MT	29	CHINA (MAINLAND)	Foreign - 100%
2	VEGETABLES, FRUITS AND LIVESTOCK FARMING गर्ने	SUNSARI	8,500,000	VEGETABLES 90 MT, FRUITS 10 MT, COW 30 NOS., PIG 100 NOS., BUFFALO 30 NOS., GOAT 100 NOS.	27	ITALY	Local - 15%, Foreign - 85%
3	BHOLUNG ORGANIC FARM PVT. LTD.	KAVRE	5,000,000	VEGETABLES 92 MT	16	BANGLADES H	Foreign - 100%
4	JOYFUL FARM PVT. LTD.	KATHMANDU	15,000,000	VEGETABLES 150 MT, STRAWBERRY 15 MT, BLUEBERRY 3 MT	27	SOUTH KOREA	Foreign - 100%
5	GARGI AGRICULTURE PVT. LTD.	JHAPA	5,000,000	TEA LEAVES 300 MT	24	INDIA	Foreign - 100%
6	GOLD HWA FARMING PVT. LTD.	KAVRE	5,000,000	PIG 300 NOS.	10	SOUTH KOREA	Foreign - 100%
7	NEXUS FARMER COMPANY PVT. LTD. UNIT 1	CHITWAN	4,590,000	VEGETABLES 40 MT, MUSHROOMS 10 MT, FRUITS 10 MT, NUTS 20 MT	21	SWITZERLAND	Local - 49%, Foreign - 51%
8	RISING NEPAL AGRICULTURE FARMING CENTER PVT. LTD.	LALITPUR	5,000,000	VEGETABLES 50 MT, FRUITS 20 MT, GOAT 80 NOS.	13	USA	Foreign - 100%
9	VEGETABLES, FRUITS, FLOWERS AND LIVESTOCK FARMING सम्बन्धी कार्य गर्ने	SANKHUWAS ABHA	10,000,000	VEGETABLES 70 MT, FRUITS 30 MT, FLOWERS 10 MT, GOAT 50 NOS., MILK 32000 LITER	20	USA	Foreign - 100%
10	RATNA COFFEE AND PROCESSING CENTER PVT. LTD.	KASKI	5,000,000	PROCESSED COFFEE 15 MT	15	JAPAN	Foreign - 100%
11	NYON DEVELOPMENT GROUP PVT. LTD.	KATHMANDU	40,000,000	VEGETABLES 50 MT, FRUITS 25 MT, FLOWERS 5 MT, FOOD GRAINS LIKE PADDY, MAIZE ETC. 25 MT, PIG 100 NOS., MILK 42000 LITER	20	CHINA (MAINLAND)	Foreign - 100%

12	HIMALAYAN MOUNTAIN COFFEE PRODUCTION PVT. LTD.	SURKHET	5,000,000	GREEN COFFEE BEANS 20 MT	15	SOUTH AFRICA	Foreign - 100%
13	LUNGTA GARDEN PVT. LTD.	KATHMANDU	5,000,000	FLOWERS (CALLA LILY WHITE, CARNATION, GERBERA, GLADIOLUS, GYPSOPHILLA, LILY, LOCAL ROSE, LYCORIS, TUBEROSE ETC.) 6 MT	8	JAPAN	Foreign - 100%
14	N.R.S. GLOBAL BUSINESS NETWORK PVT. LTD.	CHITWAN	5,200,000	VEGETABLES 40 MT, FRUITS 40 MT, PADDY 20 MT	13	JAPAN	Foreign - 100%
15	VEGETABLES AND FRUITS FARMING सम्बन्धी कार्य गर्ने	DHADING	5,000,000	VEGETABLES 78 MT, FRUITS 14 MT	20	USA	Foreign - 100%
16	HERB PROCESSING INDUSTRY संचालन गर्ने	KATHMANDU	100,000,000	HERBAL POWDER 300 MT, ESSENTIAL OIL 30000 LITER, DRIED HERBS 300 MT	58	CHINA (MAINLAND)	Foreign - 100%
17	HERB PROCESSING गर्ने	LALITPUR	150,000,000	HERBAL POWDER 550 MT, ESSENTIAL OIL 35000 LITER, DRIED HERBS 600 MT	114	CHINA (MAINLAND)	Foreign - 100%
खानी तथा खनिजमा आधारित (Mines and Mineral Based)							
1	TALC CHIPS/POWDER उत्पादन गर्ने	DARCHULA	8,960,000	TALC LUMPS (FOR OWN USE) 21000 MT, TALC CHIPS/POWDER 18900 MT	85	INDIA	Local - 30%, Foreign - 70%
2	GEO MINERAL RESERVES PVT. LTD.	BAITADI	4,200,000	LIMESTONE LUMPS (FOR OWN USE) 3000 MT, CRUSHED LIMESTONE 2700 MT	51	INDIA	Local - 30%, Foreign - 70%
Tourism (पर्यटन)							
1	LAOMA WONTON RESTAURANT PVT. LTD.	KATHMANDU	5,000,000	RESTAURANT 30 SEATS	11	CHINA (MAINLAND)	Foreign - 100%
2	PEACE CAPITAL KATHMANDU RESTAURANT PVT. LTD.	LALITPUR	20,000,000	RESTAURANT 150 SEATS	30	SOUTH KOREA	Foreign - 100%
3	DENG ZHANG HOTEL AND RESTAURANT PVT. LTD.	KATHMANDU	25,000,000	HOTEL 40 BEDS, RESTAURANT 70 SEATS	41	CHINA (MAINLAND)	Foreign - 100%
4	MAINLAND HOTEL PVT. LTD.	KATHMANDU	20,000,000	HOTEL 30 BEDS, RESTAURANT 50 SEATS	20	CHINA (MAINLAND)	Foreign - 100%

5	RAINBOW CHINESE RESTAURANT PVT. LTD.	KATHMANDU	5,000,000	RESTAURANT 60 SEATS	12	CHINA (MAINLAND)	Foreign - 100%
6	DELTIN NEPAL PVT. LTD.	KATHMANDU	250,000,000	CASINO 300 PERSONS/DAY	400	INDIA	Foreign - 100%
7	PARADISE ECO RESORT PVT. LTD.	LAMJUNG	5,000,000	HOTEL 30 BEDS, RESTAURANT 40 SEATS	25	UK	Local - 50%, Foreign - 50%
8	JINGAK RESIDENCY COMPANY PVT. LTD.	KATHMANDU	31,500,000	HOTEL 40 BEDS, RESTAURANT 20 SEATS	25	SOUTH KOREA	Local - 10%, Foreign - 90%
9	SHYALPA RETREAT AND RESORT PVT. LTD.	KATHMANDU	60,000,000	HOTEL 48 BEDS, RESTAURANT 80 SEATS	27	USA	Foreign - 100%
10	HOTEL WITH RESTAURANT सञ्चालन गर्ने	KATHMANDU	4,999,660	HOTEL 20 BEDS, RESTAURANT 40 SEATS	15	JAPAN	Local - 15.26%, Foreign - 84.74%
11	RECALLING HOME NOODLES RESTAURANT PVT. LTD.	KATHMANDU	10,000,000	RESTAURANT 30 SEATS	21	CHINA (MAINLAND)	Foreign - 100%
12	RESTAURANT सञ्चालन गर्ने	KATHMANDU	10,000,000	RESTAURANT 30 SEATS	21	CHINA (MAINLAND)	Foreign - 100%
13	XI ZANG LAO GUI ZANG HUN RESTAURANT PVT. LTD.	KASKI	10,000,000	RESTAURANT 100 SEATS	25	CHINA (MAINLAND)	Foreign - 100%
14	AUTHENTIC CHONG QING NOODLES PVT. LTD.	KATHMANDU	5,000,000	RESTAURANT 40 SEATS	11	CHINA (MAINLAND)	Foreign - 100%
15	RESTAURANT सञ्चालन गर्ने	KATHMANDU	20,000,000	RESTAURANT 130 SEATS	17	FRANCE	Foreign - 100%
16	SARAS FARM STAY PVT. LTD.	NUWAKOT	5,000,000	HOTEL 20 BEDS, RESTAURANT 40 SEATS	9	SWEDEN	Foreign - 100%
17	ANNAPURNA ROYAL CAMP PVT. LTD.	KASKI	6,250,000	HOTEL 30 BEDS, RESTAURANT 50 SEATS	30	RUSSIA	Local - 75%, Foreign - 25%

18	DHARCHOWK RETREAT CENTER PVT. LTD.	LALITPUR	100,000,000	HOTEL 40 BEDS, RESTAURANT 60 SEATS	33	USA	Foreign - 100%
19	FUWALI HOTEL AND RESTAURANT PVT. LTD.	KATHMANDU	15,000,000	HOTEL 30 BEDS, RESTAURANT 40 SEATS	24	CHINA (MAINLAND)	Foreign - 100%
20	HOTEL सञ्चालन गर्ने	LALITPUR	10,000,000	HOTEL 40 BEDS	15	USA	Foreign - 100%
21	FANGZHI HOTEL PVT. LTD.	KATHMANDU	30,000,000	HOTEL 32 BEDS, RESTAURANT 40 SEATS	22	CHINA (MAINLAND)	Foreign - 100%
22	RESTAURANT सञ्चालन गर्ने	KATHMANDU	10,000,000	RESTAURANT 100 SEATS	25	CHINA (MAINLAND)	Foreign - 100%
23	WEI E. RESTAURANT PVT. LTD.	KATHMANDU	25,000,000	RESTAURANT 150 SEATS	30	CHINA (MAINLAND)	Foreign - 100%
24	KORALORA CAFE RESTAURANT PVT. LTD.	KATHMANDU	5,000,000	RESTAURANT 75 SEATS	12	SINGAPORE	Foreign - 100%
25	YI NAN HOTEL PVT. LTD.	KATHMANDU	25,000,000	HOTEL 42 BEDS	21	CHINA (MAINLAND)	Foreign - 100%
26	HIMALAYAN SOJE RESTAURANT PVT. LTD.	KATHMANDU	10,000,000	RESTAURANT 100 SEATS	23	NORTH KOREA	Foreign - 100%
27	PAN TONG HOTEL AND RESTAURANT PVT. LTD.	KATHMANDU	25,000,000	HOTEL (ROOM SALES) 40 BEDS, RESTAURANT (FOOD SALES) 70 SEATS	41	CHINA (MAINLAND)	Foreign - 100%
28	DHAMPUS NANA HOLIDAY HOMES PVT. LTD.	KASKI	11,000,000	HOTEL 40 BEDS, RESTAURANT 50 SEATS	30	NEW ZEALAND	Local - 86.25%, Foreign - 13.75%
29	HOTEL WITH RESTAURANT सञ्चालन गर्ने	KATHMANDU	4,999,600	HOTEL 20 BEDS, RESTAURANT 40 SEATS	9	CHINA (TAIWAN)	Local - 13.8%, Foreign - 86.2%
30	QIAN TANG REN JIA HOTEL PVT. LTD.	LALITPUR	20,000,000	HOTEL 40 BEDS	15	CHINA (MAINLAND)	Foreign - 100%

31	WEIXIONG HOTEL AND RESTAURANT PVT. LTD.	KATHMANDU	20,000,000	HOTEL 30 BEDS, RESTAURANT 50 SEATS	20	CHINA (MAINLAND)	Foreign - 100%
32	DONG BEI DUMPLINGS RESTAURANT PVT. LTD.	KATHMANDU	5,000,000	RESTAURANT 30 SEATS	11	CHINA (MAINLAND)	Foreign - 100%
33	RESTAURANT सञ्चालन गर्ने।	KATHMANDU	5,000,000	RESTAURANT 60 SEATS	12	CHINA (MAINLAND)	Foreign - 100%
34	MAZAAJ RESTAURANT PVT. LTD.	KATHMANDU	10,000,000	RESTAURANT 90 SEATS	20	CHINA (MAINLAND)	Foreign - 100%
35	होटल तथा रेस्टुरेन्ट सञ्चालन गर्ने।	BHAKTAPUR	688,000,000	HOTEL 240 BEDS, RESTAURANT 100 SEATS	180	INDIA	Local - 60%, Foreign - 40%
36	AU LIEU DIT HOTEL PVT. LTD.	KATHMANDU	15,000,000	HOTEL 20 BEDS, RESTAURANT 25 SEATS	25	FRANCE	Foreign - 100%
37	LEON HOTEL PVT. LTD.	KATHMANDU	10,000,000	HOTEL 30 BEDS, RESTAURANT 40 SEATS	18	USA	Foreign - 100%
38	HUAXIAN HOTEL PVT. LTD.	KATHMANDU	20,000,000	HOTEL 30 BEDS, RESTAURANT 50 SEATS	20	CHINA (MAINLAND)	Foreign - 100%
39	LIN CAFE PVT. LTD.	KATHMANDU	5,000,000	RESTAURANT 40 SEATS	14	CHINA (MAINLAND)	Foreign - 100%
40	JEERY RESTAURANT PVT. LTD.	KATHMANDU	15,000,000	RESTAURANT 80 SEATS	17	CHINA (MAINLAND)	Foreign - 100%
41	CARAVAN GROUP PVT. LTD.	KATHMANDU	5,000,040	HOTEL 20 BEDS, RESTAURANT 30 SEATS	16	USA	Local - 1.96%, Foreign - 98.04%
42	BEAUTIFUL RESTAURANT PVT. LTD.	KATHMANDU	20,000,000	RESTAURANT 90 SEATS	17	CHINA (MAINLAND)	Foreign - 100%
43	LEOPARD CAFE PVT. LTD.	KATHMANDU	10,000,000	RESTAURANT 40 SEATS	14	RUSSIA	Foreign - 100%

44	MINAS RESTAURANT AND BAR PVT. LTD.	KATHMANDU	15,000,000	RESTAURANT 100 SEATS	18	NORTH KOREA	Foreign - 100%
45	COCONUT HOTEL PVT. LTD.	KATHMANDU	10,000,000	HOTEL 30 BEDS, RESTAURANT 35 SEATS	15	USA	Foreign - 100%
46	CHHENLIN HOTEL PVT. LTD.	KATHMANDU	20,000,000	HOTEL 30 BEDS, RESTAURANT 40 SEATS	21	CHINA (MAINLAND)	Foreign - 100%
47	ALPINE HOSPITALITY SERVICES PVT. LTD.	KATHMANDU	100,000,000	HOTEL 42 BEDS, RESTAURANT 45 SEATS	55	INDIA	Foreign - 100%
48	DEVLI GUESTHOUSE PVT. LTD.	BHAKTAPUR	5,000,000	HOTEL 30 BEDS	15	GERMANY	Foreign - 100%
49	ZHNGYUNFEI HOTEL PVT. LTD.	KATHMANDU	15,000,000	HOTEL 30 BEDS, RESTAURANT 40 SEATS	24	CHINA (MAINLAND)	Foreign - 100%
50	LISA KITCHEN PVT. LTD.	KATHMANDU	5,000,000	RESTAURANT 40 SEATS	14	GERMANY	Foreign - 100%
51	JAYANTHAN RESTAURANT PVT. LTD.	KASKI	5,000,000	HOTEL 30 BEDS, RESTAURANT 50 SEATS	19	MALAYSIA	Local - 50%, Foreign - 50%
52	NETRO JAPANESE FOOD AND BEVERAGE PVT. LTD.	KATHMANDU	10,000,000	RESTAURANT 40 SEATS	10	JAPAN	Foreign - 100%
53	HOTEL WITH RESTAURANT सञ्चालन गर्ने	LALITPUR	1,480,000,000	HOTEL 200 BEDS, RESTAURANT 200 SEATS	155	SINGAPORE	Local - 26%, Foreign - 74%
54	BRAVE MAN CAFE PVT. LTD.	KATHMANDU	5,000,000	RESTAURANT 100 SEATS	14	SOUTH KOREA	Foreign - 100%
55	DONGPO FAST FOOD PVT. LTD.	KATHMANDU	5,000,000	RESTAURANT 75 SEATS	12	CHINA (MAINLAND)	Foreign - 100%
56	PANDA KING RESTRO PVT. LTD.	KATHMANDU	5,000,000	RESTAURANT 40 SEATS	14	CHINA (MAINLAND)	Foreign - 100%

57	BREAD OF LIFE PVT. LTD.	KATHMANDU	5,000,000	RESTAURANT 40 SEATS	14	SOUTH KOREA	Foreign - 100%
58	RESTAURANT सञ्चालन गर्ने	KATHMANDU	10,000,000	RESTAURANT 110 SEATS	23	CHINA (MAINLAND)	Foreign - 100%
59	LONG XING RESTAURANT PVT. LTD.	KATHMANDU	25,000,000	RESTAURANT 150 SEATS	30	CHINA (MAINLAND)	Foreign - 100%
60	RESTAURANT संचालन गर्ने	KATHMANDU	15,000,000	RESTAURANT 130 SEATS	17	UKRAINE	Foreign - 100%
61	LIAOYONG RESTAURANT PVT. LTD.	KATHMANDU	10,000,000	RESTAURANT 30 SEATS	21	CHINA (MAINLAND)	Foreign - 100%
62	ZHAO HOTEL AND RESTAURANT PVT. LTD.	KATHMANDU	5,000,000	HOTEL 15 BEDS, RESTAURANT 20 SEATS	16	CHINA (MAINLAND)	Foreign - 100%
63	LOUTS CHINESE FOOD RESTAURANT PVT. LTD.	KATHMANDU	25,000,000	RESTAURANT 80 SEATS	17	CHINA (MAINLAND)	Foreign - 100%
64	BODHI GARDEN DINE AND SHOP PVT. LTD.	LALITPUR	50,000,000	RESTAURANT 120 SEATS	44	CHINA (TAIWAN)	Foreign - 100%
65	NOAHS ARK CREATION MUSEUM PVT. LTD.	KASKI	186,720,000	HOTEL 48 BEDS, RESTAURANT 80 SEATS	39	SOUTH KOREA	Local - 22.2%, Foreign - 77.8%
66	LIFE LIVE WITH GUEST HOUSE PVT. LTD.	KATHMANDU	5,000,000	HOTEL 11 BEDS, RESTAURANT 20 SEATS	8	CHINA (MAINLAND)	Foreign - 100%
67	DECEMBER RESORT PVT. LTD.	KASKI	20,000,000	HOTEL 40 BEDS, RESTAURANT 40 SEATS	20	CHINA (MAINLAND)	Foreign - 100%
68	HANAN CHINESE REESTURANT PVT. LTD.	KATHMANDU	26,000,000	RESTAURANT 150 SEATS	30	CHINA (MAINLAND)	Foreign - 100%
69	HAOPING HOKO RESTAURANT PVT. LTD.	KATHMANDU	5,000,000	RESTAURANT 40 SEATS	17	CHINA (MAINLAND)	Local - 50%, Foreign - 50%

70	SHERPA HOME HOTEL PVT. LTD.	KATHMANDU	5,000,000	HOTEL 30 BEDS, RESTAURANT 40 SEATS	18	GERMANY	Local - 50%, Foreign - 50%
71	TWENTY TWENTY SUMMIT HOTEL PVT. LTD.	LALITPUR	4,999,980	HOTEL 20 BEDS, RESTAURANT 25 SEATS	11	USA	Local - 16.667%, Foreign - 83.333%
72	RESTAURANT संचालन गर्ने	KASKI	3,000,000	RESTAURANT 60 SEATS	11	JAPAN	Foreign - 100%
73	होटल तथा रेस्टुरेन्ट व्यवसाय संचालन गर्ने	KATHMANDU	10,000,000	HOTEL 40 BEDS, RESTAURANT 70 SEATS	15	UK	Local - 50%, Foreign - 50%
74	HOLY GROUND RESTAURANT PVT. LTD.	LALITPUR	10,000,000	RESTAURANT 110 SEATS	40	SOUTH KOREA	Foreign - 100%
75	TRADITION HEAVEN HOTEL PVT. LTD.	KATHMANDU	15,000,000	HOTEL 34 BEDS	17	MALAYSIA	Foreign - 100%
76	HI FIVE CAFE PVT. LTD.	KASKI	5,000,000	RESTAURANT 70 SEATS	12	CHINA (TAIWAN)	Foreign - 100%
77	GRACEMANDU GUESTHOUSE PVT. LTD. BRANCH UNIT 1	LALITPUR	3,000,000	HOTEL 35 BEDS, RESTAURANT 45 SEATS	20	AUSTRALIA	Foreign - 100%
78	AASHIS SILOAM HOTEL PVT. LTD.	LALITPUR	7,500,000	HOTEL 10 BEDS	13	SOUTH KOREA	Foreign - 100%
79	LUCY NORTHEAST SPECIALITY FOODS PVT. LTD.	KASKI	5,000,000	HOTEL 20 BEDS, RESTAURANT 30 SEATS	12	CHINA (MAINLAND)	Foreign - 100%
80	IZAKAYA TOKIO RESTAURANT AND BAR PVT. LTD.	KASKI	5,100,000	RESTAURANT 120 SEATS	25	JAPAN	Local - 70%, Foreign - 30%
81	RESTAURANT सञ्चालन गर्ने	KATHMANDU	900,000	RESTAURANT 60 SEATS	11	JAPAN	Local - 70%, Foreign - 30%
82	RESTAURANT सञ्चालन गर्ने	BHAKTAPUR	2,450,000	RESTAURANT 150 SEATS	20	THE NETHERLANDS	Local - 65%, Foreign - 35%

83	RESTAURANT सञ्चालन गर्ने	KATHMANDU	2,450,000	RESTAURANT 150 SEATS	20	THE NETHERLAN DS	Local - 65%, Foreign - 35%
84	RESTAURANT सञ्चालन गर्ने	LALITPUR	2,450,000	RESTAURANT 150 SEATS	20	THE NETHERLAN DS	Local - 65%, Foreign - 35%
85	RESTAURANT सञ्चालन गर्ने	KATHMANDU	1,925,000	RESTAURANT 100 SEATS	15	THE NETHERLAN DS	Local - 65%, Foreign - 35%
86	RESTAURANT सञ्चालन गर्ने	KATHMANDU	1,925,000	RESTAURANT 100 SEATS	15	THE NETHERLAN DS	Local - 65%, Foreign - 35%
87	RESTAURANT सञ्चालन गर्ने	LALITPUR	1,925,000	RESTAURANT 100 SEATS	15	THE NETHERLAN DS	Local - 65%, Foreign - 35%
88	HOTEL सञ्चालन गर्ने	KATHMANDU	250,000,000	HOTEL 48 BEDS	45	CHINA (MAINLAND)	Foreign - 100%
89	HOTEL WITH RESTAURANT सञ्चालन गर्ने	PARSA	300,000,000	HOTEL 48 BEDS, RESTAURANT 80 SEATS	55	BURMA (MYANMAR)	Foreign - 100%
90	HOTEL WITH RESTAURANT सञ्चालन गर्ने	KATHMANDU	250,000,000	HOTEL 48 BEDS, RESTAURANT 70 SEATS	50	CHINA (MAINLAND)	Foreign - 100%
91	HOTEL सञ्चालन गर्ने	PARSA	300,000,000	HOTEL 48 BEDS	50	BURMA (MYANMAR)	Foreign - 100%
92	HU NAN STEAMED FOOD MUSEUM PVT. LTD.	KATHMANDU	150,000,000	RESTAURANT 300 SEATS	70	CHINA (MAINLAND)	Foreign - 100%
93	HOTEL WITH RESTAURANT सञ्चालन गर्ने	KASKI	200,000,000	HOTEL 48 BEDS, RESTAURANT 80 SEATS	40	CHINA (MAINLAND)	Foreign - 100%
94	RESTAURANT सञ्चालन गर्ने	KATHMANDU	50,000,000	RESTAURANT 160 SEATS	50	CHINA (MAINLAND)	Foreign - 100%
95	GUO GUO MA HOTEL AND RESTAURANT PVT. LTD.	KATHMANDU	50,000,000	HOTEL 40 BEDS, RESTAURANT 60 SEATS	41	CHINA (MAINLAND)	Foreign - 100%

96	Royal Sands Hotel Pvt. Ltd.	KATHMANDU	120,000,000	HOTEL 48 BEDS, RESTAURANT 65 SEAT	75	CHINA (MAINLAND)	Local - 20%, Foreign - 80%
97	RESTAURANT संचालन गर्ने	CHITWAN	50,000,000	RESTAURANT 200 SEATS	31	CHINA (MAINLAND)	Foreign - 100%
98	HI POTATO RESTAURANT PVT. LTD.	KATHMANDU	200,000,000	RESTAURANT 400 SEATS	77	CHINA (MAINLAND)	Foreign - 100%
99	HOTEL WITH RESTAURANT संचालन गर्ने	KATHMANDU	150,000,000	HOTEL 38 BEDS, RESTAURANT 50 SEATS	39	CHINA (MAINLAND)	Foreign - 100%
100	HOTEL WITH RESTAURANT संचालन गर्ने	KATHMANDU	200,000,000	HOTEL 48 BEDS, RESTAURANT 40 SEATS	44	CHINA (MAINLAND)	Foreign - 100%
101	HOTEL WITH RESTAURANT संचालन गर्ने	KATHMANDU	50,000,000	HOTEL 30 BEDS, RESTAURANT 50 SEATS	31	CHINA (MAINLAND)	Foreign - 100%
102	HOTEL WITH RESTAURANT संचालन गर्ने	KATHMANDU	250,000,000	HOTEL 48 BEDS, RESTAURANT 70 SEATS	50	CHINA (MAINLAND)	Foreign - 100%
103	RESTAURANT संचालन गर्ने	KATHMANDU	150,000,000	RESTAURANT 200 SEATS	25	CHINA (MAINLAND)	Foreign - 100%
104	RESTAURANT संचालन गर्ने	KATHMANDU	150,000,000	RESTAURANT 240 SEATS	35	CHINA (MAINLAND)	Foreign - 100%
105	HOTEL WITH RESTAURANT संचालन गर्ने	KATHMANDU	250,000,000	HOTEL 48 BEDS, RESTAURANT 70 SEATS	48	CHINA (MAINLAND)	Foreign - 100%
106	RESTAURANT संचालन गर्ने	KAVRE	150,000,000	RESTAURANT 250 SEATS	35	CHINA (MAINLAND)	Foreign - 100%
107	HOTEL WITH RESTAURANT संचालन गर्ने	LALITPUR	50,000,000	HOTEL 40 BEDS, RESTAURANT 80 SEATS	35	INDIA	Foreign - 100%
108	HOTEL WITH RESTAURANT संचालन गर्ने	KATHMANDU	150,000,000	HOTEL 40 BEDS, RESTAURANT 50 SEATS	40	CHINA (MAINLAND)	Foreign - 100%
109	SWEETHEART CUBE PVT. LTD.	MAKWANPUR	100,000,000	RESTAURANT 200 SEATS	25	CHINA (MAINLAND)	Foreign - 100%

110	HOTEL WITH RESTAURANT संचालन गर्ने	KATHMANDU	251,000,000	HOTEL 48 BEDS, RESTAURANT 70 SEATS	51	CHINA (MAINLAND)	Foreign - 100%
111	HOTEL WITH RESTAURANT संचालन गर्ने	KATHMANDU	50,000,000	HOTEL 28 BEDS, RESTAURANT 50 SEATS	30	CHINA (MAINLAND)	Foreign - 100%
112	HOTEL WITH RESTAURANT संचालन गर्ने	KATHMANDU	100,000,000	HOTEL 35 BEDS, RESTAURANT 60 SEATS	36	MALAYSIA	Foreign - 100%
113	HOTEL WITH RESTAURANT संचालन गर्ने	LALITPUR	250,000,000	HOTEL 48 BEDS, RESTAURANT 65 SEATS	75	CHINA (MAINLAND)	Foreign - 100%
114	HOTEL WITH RESTAURANT संचालन गर्ने	LALITPUR	250,000,000	HOTEL 45 BEDS, RESTAURANT 60 SEATS	46	CHINA (MAINLAND)	Foreign - 100%
115	HOTEL WITH RESTAURANT संचालन गर्ने		250,000,000	HOTEL 48 BEDS, RESTAURANT 70 SEATS	48	CHINA (MAINLAND)	Foreign - 100%
116	HOTEL संचालन गर्ने	KATHMANDU	250,000,000	HOTEL 48 BEDS	36	CHINA (MAINLAND)	Foreign - 100%
117	RESTAURANT संचालन गर्ने	KATHMANDU	50,000,000	RESTAURANT 180 SEATS	45	CHINA (MAINLAND)	Foreign - 100%
118	HOTEL WITH RESTAURANT संचालन गर्ने	KATHMANDU	150,000,000	HOTEL 40 BEDS, RESTAURANT 50 SEATS	40	CHINA (MAINLAND)	Foreign - 100%
119	RESTAURANT संचालन गर्ने	KATHMANDU	150,000,000	RESTAURANT 250 SEATS	36	CHINA (MAINLAND)	Foreign - 100%
120	HOTEL WITH RESTAURANT संचालन गर्ने	KATHMANDU	50,000,000	HOTEL 40 BEDS, RESTAURANT 60 SEATS	38	CHINA (MAINLAND)	Foreign - 100%
121	HOTEL संचालन गर्ने	KATHMANDU	150,000,000	HOTEL 40 BEDS	30	CHINA (MAINLAND)	Foreign - 100%
122	HOTEL WITH RESTAURANT संचालन गर्ने	KASKI	50,000,000	HOTEL 35 BEDS, RESTAURANT 50 SEATS	28	SOUTH KOREA	Foreign - 100%
123	HOTEL WITH RESTAURANT संचालन गर्ने	KASKI	50,000,000	HOTEL 35 BEDS, RESTAURANT 50 SEATS	28	AUSTRALIA	Foreign - 100%

124	HOTEL, RESTAURANT AND MASSAGE SPA संचालन गर्ने	KATHMANDU	300,000,000	HOTEL 48 BEDS, RESTAURANT 400 SEATS	110	CHINA (HONG KONG)	Foreign - 100%
125	RESTAURANT संचालन गर्ने	LALITPUR	100,000,000	RESTAURANT 200 SEATS	34	CHINA (MAINLAND)	Foreign - 100%
126	HOTEL WITH RESTAURANT संचालन गर्ने।	LALITPUR	100,000,000	HOTEL 40 BEDS, RESTAURANT 80 SEATS	35	CHINA (TAIWAN)	Foreign - 100%
127	HOTEL WITH RESTAURANT संचालन गर्ने	LALITPUR	250,000,000	HOTEL 46 BEDS, RESTAURANT 60 SEATS	46	CHINA (MAINLAND)	Foreign - 100%
128	WOOD LAND HOTEL AND RESORT PVT. LTD.	KATHMANDU	50,000,000	HOTEL 36 BEDS, RESTAURANT 70 SEATS	41	CHINA (MAINLAND)	Foreign - 100%
129	HOTEL. संचालन गर्ने	KATHMANDU	250,000,000	HOTEL 48 BEDS	40	CHINA (MAINLAND)	Foreign - 100%
130	HOTEL WITH RESTAURANT संचालन गर्ने	KATHMANDU	50,000,000	HOTEL 20 BEDS, RESTAURANT 60 SEATS	35	CHINA (MAINLAND)	Foreign - 100%
131	HOTEL WITH RESTAURANT संचालन गर्ने	KATHMANDU	50,000,000	HOTEL 40 BEDS, RESTAURANT 50 SEATS	32	CHINA (MAINLAND)	Foreign - 100%
Information, Communication and Transmission Technology Based (सूचना, सञ्चार तथा प्रसारण प्रविधिमा आधारित)							
1	SOFTWARE, WEBSITE AND APPLICATION DEVELOPMENT FOR ONLINE ADVERTISEMENT को कार्य गर्ने	KATHMANDU	80,000,000	SOFTWARE, WEBSITE AND APPLICATION DEVELOPMENT 850 PACKAGES, ONLINE ADVERTISEMENT 1000 NOS.	1	MAURITIUS	Local - 60%, Foreign - 40%
2	CLUSUS INFORMATION SOLUTIONS PVT. LTD.	LALITPUR	12,917,000	BPO SERVICE 12 PACKAGES, SOFTWARE DEVELOPMENT 5 PACKAGES, DATA PROCESSING 14 PACKAGES	2	CHINA (MAINLAND)	Foreign - 100%
3	CENTRIX I.T. SOLUTION PVT. LTD.	KATHMANDU	10,000,000	SOFTWARE DEVELOPMENT 100 PACKAGES, WEBSITE DEVELOPMENT 50 PACKAGES	3	USA	Foreign - 100%
4	IMI MOBILE SOFTWARE NEPAL PVT. LTD.	LALITPUR	5,000,000	SOFTWARE DEVELOPMENT 3000 NOS.	4	UNITED ARAB EMIRATES	Foreign - 100%

5	BANBA GROUP PVT. LTD.	LALITPUR	5,000,000	SOFTWARE DEVELOPMENT 300 PACKAGES	5	IRELAND	Local - 50%, Foreign - 50%
6	SOFTWARE DEVELOPMENT को कार्य गर्ने	KATHMANDU	5,000,000	SOFTWARE DEVELOPMENT 100 PACKAGES	6	CHINA (MAINLAND)	Foreign - 100%
7	GOGATI GLOBAL PVT. LTD.	KATHMANDU	7,200,000	SOFTWARE DEVELOPMENT 300 PACKAGES, WEBSITE DEVELOPMENT 300 PACKAGES	7	FRANCE	Local - 85%, Foreign - 15%
8	SOFTWARE DEVELOPMENT को कार्य गर्ने।	LALITPUR	5,000,000	SOFTWARE DEVELOPMENT 100 PACKAGES	8	CHINA (MAINLAND)	Foreign - 100%
9	ONE OR EIGHT PVT. LTD.	LALITPUR	8,000,000	SOFTWARE DEVELOPMENT 150 NOS, WEBSITE DESIGN 150 NOS, DATA PROCESSING 150 NOS	9	JAPAN	Local - 60%, Foreign - 40%
10	ANJANEYA COMMUNICATION S PVT. LTD.	MORANG	5,000,000	SOFTWARE DEVELOPMENT 50 PACKAGES, DATA PROCESSING 80 PACKAGES	10	INDIA	Foreign - 100%
11	ONE NINE SEVEN COMMUNICATION NEPAL PVT. LTD.	KATHMANDU	5,000,000	SOFTWARE DEVELOPMENT (VAS DEVELOPMENT) 10 NOS.	11	SINGAPORE	Foreign - 100%
12	CRUPEE SOFTWARE DEVELOPMENT PVT. LTD.	KATHMANDU	10,000,000	SOFTWARE DEVELOPMENT 200 PACKAGES	12	SOUTH KOREA	Foreign - 100%
13	DIGISPICE NEPAL PVT. LTD.	KATHMANDU	5,000,000	ICT VALUE ADDED (COMPUTER AND RELATED SERVICE) 180 UNITS, SOFTWARE DEVELOPMENT 170 UNITS	13	INDIA	Foreign - 100%
14	IT COMPANY स्थापना गर्ने	KATHMANDU	5,000,000	SOFTWARE DEVELOPMENT 100 PACKAGES	14	USA	Foreign - 100%
15	NEPALFLIX ONLINE FILMS PVT. LTD.	KATHMANDU	5,000,000	ONLINE SERVICE (ONLINE VIDEO-ON-DEMAND) 10000 SUBSCRIPTION	15	SINGAPORE	Foreign - 100%
16	STARTUP TECHNOLOGY PVT. LTD.	KATHMANDU	50,000,000	SOFTWARE DEVELOPMENT 300 PACKAGES	16	JAPAN	Local - 50%, Foreign - 50%
17	HIMAL CHILBO TECHNICAL SOLUTIONS PVT. LTD.	LALITPUR	15,000,000	SOFTWARE DEVELOPMENT 200 PACKAGES	17	NORTH KOREA	Foreign - 100%

18	GENESE SOLUTION PVT. LTD.	KATHMANDU	21,359,800	CLOUD COMPUTING 100000 CUSTOMERS, SOFTWARE DEVELOPMENT 20000 UNITS	18	UK	Foreign - 100%
19	SOFTWARE DEVELOPMENT सम्बन्धी कार्य गर्ने	LALITPUR	5,000,000	SOFTWARE DEVELOPMENT 100 PACKAGES	19	CHINA (HONG KONG)	Foreign - 100%
20	S.Z. SOFTWARE DEVELOPMENT PVT. LTD.	LALITPUR	25,000,000	SOFTWARE 300 PACKAGE	20	CHINA (MAINLAND)	Foreign - 100%
21	RAKUICHI NEPAL PVT. LTD.	KATHMANDU	5,000,000	DATA PROCESSING 1000 SETS	21	JAPAN	Foreign - 100%
22	LOKTA TECHNOLOGY PVT. LTD.	KASKI	5,000,000	SOFTWARE 300 PACKAGES	22	UK	Local - 50%, Foreign - 50%
23	SOFTWARE DEVELOPMENT (VARIOUS TYPES OF SOFTWARE) को कार्य गर्ने	LALITPUR	250,000,000	SOFTWARE DEVELOPMENT 350 PACKAGES	23	CHINA (MAINLAND)	Foreign - 100%
24	SOFTWARE AND WEBSITE DEVELOPMENT सम्बन्धी INDUSTRY को कार्य गर्ने	KATHMANDU	100,000,000	SOFTWARE DEVELOPMENT 200 PACKAGES, WEBSITE DEVELOPMENT 200 PACKAGES	24	CHINA (MAINLAND)	Foreign - 100%
Service (सेवा)							
1	CAN EAST INTERNATIONAL LOGISTICS PVT. LTD.	LALITPUR	90,000,000	INTERNATIONAL CARGO HANDLING 15000 MT	60	CANADA	Foreign - 100%
2	XUPAN INTERNATIONAL CARGO PVT. LTD.	KATHMANDU	5,000,000	CARGO HANDLING 2500 MT	15	CHINA (MAINLAND)	Foreign - 100%
3	NUVENTURE NEPAL PVT. LTD.	LALITPUR	5,000,000	BUSINESS INCUBATION SERVICES 110 NOS.	15	USA	Foreign - 100%
4	BEST FRIENDS VETERINARY HOSPITAL PVT. LTD.	KASKI	10,000,000	TEN KENNEL (365 DAY/YEAR) CHARGES 3650 NOS., PHYSICAL EXAMINATION 24000 CASES, MINOR OPERATION 1800 CASES, INTERMEIDATE OPERATION 1500 CASES	34	IRELAND	Foreign - 100%
5	HUA SHENG INTERNATIONAL CARGO PVT. LTD.	KATHMANDU	20,000,000	CARGO HANDLING 2500 MT	39	CHINA (MAINLAND)	Foreign - 100%

6	YA KUN INTERNATIONAL CARGO PVT. LTD.	KATHMANDU	20,000,000	CARGO HANDLING 2500 MT	39	CHINA (MAINLAND)	Foreign - 100%
7	DA RUNFA INSTITUTE PVT. LTD.	KATHMANDU	25,000,000	CHINESE LANGUAGE TRAINING 500 STUDENTS, ENGLISH LANGUAGE TRAINING 500 STUDENTS	20	CHINA (MAINLAND)	Foreign - 100%
8	THAI DANISH THAMPA LANGUAGE INSTITUTE PVT. LTD.	LALITPUR	5,000,000	CHINESE LANGUAGE TRAINING 40 NOS., ENGLISH LANGUAGE TRAINING 40 NOS., NEPALI LANGUAGE TRAINING 40 NOS., DANISH LANGUAGE TRAINING 40 NOS.	15	THAILAND	Foreign - 100%
9	AASHA EDUCATION AND TRAINING CENTER PVT. LTD.	KASKI	20,000,000	LANGUAGE TRAINING 300 NOS, ENGLISH, CHINESE, NEPALI 300 NOS	25	CHINA (MAINLAND)	Foreign - 100%
10	WU DAI HEAVY EQUIPMENT REPAIR CENTER PVT. LTD.	LALITPUR	25,000,000	WORKSHOP FOR REPAIR AND MAINTENANCE OF HEAVY EQUIPMENT 3000 NOS.	40	CHINA (MAINLAND)	Foreign - 100%
11	AIHUA HEAVY EQUIPMENTS REPAIR CENTER PVT. LTD.	LALITPUR	30,000,000	WORKSHOP FOR REPAIR AND MAINTENANCE OF HEAVY EQUIPMENT 3000 NOS.	41	CHINA (MAINLAND)	Foreign - 100%
12	NEW LAND CONSTRUCTION PVT. LTD.	LALITPUR	9,000,000	CONSTRUCTION WORKS (ON VARIOUS SECTORS LIKE ROAD, BRIDGE, FLYOVERS, SUBWAY, TUNNEL, ROPEWAY, RAILWAY, HYDROPOWER, ELECTRIC TRANSMISSION, DAM, IRRIGATION, COMMERCIAL BUILDING, HOUSES ETC.) 400000000 बरुनर	75	CHINA (MAINLAND)	Foreign - 100%
13	GWANGMYEONG INSTITUTE PVT. LTD.	LALITPUR	5,000,000	KOREAN LANGUAGE TRAINING 100 NOS., ENGLISH LANGUAGE TRAINING 100 NOS., HEBREW LANGUAGE TRAINING 80 NOS., CHINESE LANGUAGE TRAINING 80 NOS., GREEK LANGUAGE TRAINING 80 NOS., COMPUTER TRAINING 80 NOS., MUSIC TRAINING 80 NOS.	29	SOUTH KOREA	Foreign - 100%
14	TELECOMMUNICATION TOWER CONSTRUCTION AND EQUIPMENT MAINTENANCE को कार्य गर्ने	LALITPUR	70,000,000	TELECOMMUNICATION TOWER CONSTRUCTION AND EQUIPMENT MAINTENANCE 900 NOS.	25	UNITED ARAB EMIRATES	Foreign - 100%
15	BING BING LANGUAGE TRAINING CENTER PVT. LTD.	KATHMANDU	10,000,000	CHINESE LANGUAGE TRAINING 100 STUDENTS, ENGLISH LANGUAGE TRAINING 100 STUDENTS	21	CHINA (MAINLAND)	Foreign - 100%

16	MEIHOKU TRAINING PVT. LTD.	KATHMANDU	10,000,000	ENGLISH LANGUAGE TRAINING 150 NOS., JAPANESE LANGUAGE TRAINING 150 NOS., COOK TRAINING 150 NOS., ELECTRICIAN TRAINING 150 NOS.	19	JAPAN	Foreign - 100%
17	S.F. NEPAL EXPRESS PVT. LTD.	KATHMANDU	20,000,000	CARGO HANDLING 2500 MT	18	CHINA (MAINLAND)	Foreign - 100%
18	NEPAL DONGHUA GEOLOGICAL AND ENGINEERING LAB PVT. LTD.	KATHMANDU	20,000,000	GEOTECHNICAL TEST 6000000 बराबर, ROCK CHEMICAL ANALYSIS 5500000 बराबर	16	CHINA (MAINLAND)	Foreign - 100%
19	LINA SHRESTHA CARGO PVT. LTD.	KATHMANDU	5,000,000	CARGO HANDLING 2500 MT	15	CHINA (MAINLAND)	Foreign - 100%
20	MA SUNYU INTERNATIONAL CARGO PVT. LTD.	KATHMANDU	20,000,000	CARGO HANDLING 2500 MT	39	CHINA (MAINLAND)	Foreign - 100%
21	YUKO SANO JAPANESE LANGUAGE CENTER PVT. LTD.	KATHMANDU	5,000,000	JAPANESE LANGUAGE TRAINING 350 STUDENTS	19	JAPAN	Local - 50%, Foreign - 50%
22	YOUNGBONG LANGUAGE CENTRE PVT. LTD.	KATHMANDU	5,000,000	KOREAN LANGUAGE TRAINING 250 NOS	16	SOUTH KOREA	Foreign - 100%
23	ENLAI CONSTRUCTION NEPAL PVT. LTD.	LAMJUNG	200,000,000	VARIOUS KINDS OF CONSTRUCTION WORKS ON VARIOUS SECTORS LIKE ROAD, BRIDGE, FLYOVER, SUBWAY, TUNNEL, ROPEWAY, RAILWAY ETC. 0 बराबर	100	CHINA (MAINLAND)	Foreign - 100%
24	MAN YI REPAIR CENTER PVT. LTD.	LALITPUR	25,000,000	REPAIR AND MAINTENANCE OF VEHICLES 9000 NOS.	35	CHINA (MAINLAND)	Foreign - 100%
25	CHINESE CONSTRUCTION AND ENGINEERING PVT. LTD.	BHAKTAPUR	30,000,000	CONSTRUCTION SERVICE FOR VARIOUS INFRASTRUCTURE DEVELOPMENT SUCH AS RESIDENTIAL BUILDING, BUSINESS COMPLEX, ROAD, BRIDGES, HYDROPOWER, IRRIGATION CANAL ETC. 98000000 बराबर	81	CHINA (MAINLAND)	Foreign - 100%
26	VIVO MOBILE NEPAL PVT. LTD. BRANCH UNIT 8	CHITWAN	45,000,000	PRINTED ADVERTISEMENT MATERIALS 450 NOS., AUDIO-VIDEO ADVERTISEMENT MATERIALS 350 NOS.	35	SAMOA	Foreign - 100%
27	VIVO MOBILE NEPAL PVT. LTD. BRANCH UNIT 7	CHITWAN	10,000,000	REPAIR AND MAINTENANCE OF MOBILE PHONE 25000 NOS.	35	SAMOA	Foreign - 100%

28	VIVO MOBILE NEPAL PVT. LTD. BRANCH UNIT 6	KASKI	45,000,000	PRINTED ADVERTISEMENT MATERIALS 450 NOS., AUDIO-VIDEO ADVERTISEMENT MATERIALS 350 NOS.	35	SAMOA	Foreign - 100%
29	BEIJING CHANG DAO MUNICIPAL ENGINEERING GROUP PVT. LTD.	KATHMANDU	10,000,000	CONSTRUCTION SERVICE (VARIOUS SECTORS LIKE ROAD, BRIDGE, FLYOVER, SUBWAY TUNNEL, ROPEWAY, RAILWAY, HYDROPOWER ETC. 350000000 बराबर)	80	CHINA (MAINLAND)	Foreign - 100%
30	PIGEON ENGINEERING PROJECTS TRADING AND GENERAL SERVICES PVT. LTD.	LALITPUR	240,000,000	CONSTRUCTION SERVICE FOR INFRASTRUCTURE DEVELOPMENT SUCH AS RESIDENTIAL BUILDING, BUSINESS COMPLEX, HIGHWAY PAVEMENT, TUNNEL, BRIDGES, WATER CONSERVATION, HYDROPOWER, IRRIGATION CANAL ETC 320000000 NRS	84	QATAR	Foreign - 100%
31	RUI XIANG VOCATIONAL SKILL TRAINING CENTER PVT. LTD.	KATHMANDU	10,000,000	VOCATIONAL TRAINING (PAINTING, SIGNALLING, SAFETY AND CONCRETE WORKERS) 750 NOS.	29	CHINA (MAINLAND)	Foreign - 100%
32	ABIDING HEART EDUCATION PVT. LTD.	KATHMANDU	5,000,000	MANAGEMENT TRAINING 200 PERSONS, SKILL DEVELOPMENT TRAINING 200 PERSONS	21	UK	Local - 50%, Foreign - 50%
33	MASTERCARD INTERNATIONAL CARGO COMPANY PVT. LTD.	KATHMANDU	15,000,000	INTERNATIONAL CARGO HANDLING 6000 MT	25	CHINA (MAINLAND)	Foreign - 100%
34	HONG YANG INTERANTIONAL CARGO PVT. LTD.	KATHMANDU	25,000,000	INTERNATIONAL CARGO HANDLING 8000 MT	55	CHINA (MAINLAND)	Foreign - 100%
35	BAI SHI DA INTERNATIONAL CARGO PVT. LTD.	KATHMANDU	20,000,000	INTERNATIONAL CARGO HANDLING 2500 MT	39	CHINA (MAINLAND)	Foreign - 100%
36	YONG CHUANG CARGO PVT. LTD.	KATHMANDU	25,000,000	INTERNATIONAL CARGO HANDLING 9000 MT	50	CHINA (MAINLAND)	Foreign - 100%
37	UNIQUE ELECTRO MECHANICAL ENGINEERS PVT. LTD.	KATHMANDU	5,000,000	CONSTRUCTION SERVICE (FOR INFRASTRUCTURE DEVELOPMENT, ROADS, BRIDGES, TOWER, HYDROPOWER, INDUSTRIES) 50000000 RS.	48	INDIA	Foreign - 100%
38	YANG JIE INTERNATIONAL CONSTRUCTION COMPANY PVT. LTD.	KATHMANDU	25,000,000	CONSTRUCTION SERVICES FOR INFRASTRUCTURE DEPLOYMENT SUCH AS RESIDENTIAL BUILDING, BUSINESS COMPLEX, HIGHWAY, HIGHWAY PAVEMENT, TUNNEL, BRIDGES, DRAINAGE, HYDROPOWER, IRRIGATION CANAL ETC. 90000000 NRS	62	CHINA (MAINLAND)	Foreign - 100%

39	TIRUPATI BALAJI CONSTRUCTION COMPANY PVT. LTD.	KAVRE	100,000,000	CONSTRUCTION SERVICE FOR INFRASTRUCTURE DEVELOPMENT SUCH AS RESIDENTIAL BUILDING, BUSINESS COMPLEX, HIGHWAY, HIGHWAY PAVEMENT, TUNNEL, BRIDGES, WATER CONSERVATION, HYDROPOWER, IRRIGATION CANAL ETC. NRS. 20,00,00,000/- 0 00	66	INDIA	Foreign - 100%
40	AMAZEN LANGUAGE CENTER PVT. LTD.	LALITPUR	5,000,000	CHINESE LANGUAGE TRAINING 100 STUDENTS, ENGLISH LANGUAGE TRAINING 100 STUDENTS	13	CHINA (MAINLAND)	Foreign - 100%
41	WUZHOU HUALONG JIANZHU LAOWU YOUXIAN GONGSI CONSTRUCTION PVT. LTD.	KASKI	50,000,000	CONSTRUCTION WORKS (ON VARIOUS SECTORS LIKE ROAD, BRIDGE, FLYOVER, SUBWAY, TUNNEL, ROPEWAY, RAILWAY, HYDRO-POWER, ELECTRIC TRANSMISSION, DAM, IRRIGATION, DRINKING WATER, SEWERAGE, CANAL, COMMERCIAL BUILDING, HOUSING ETC.) 250000000 RS.	57	CHINA (MAINLAND)	Foreign - 100%
42	C.B.M.E.W. NEPAL PVT. LTD.	KATHMANDU	6,000,000	CONSTRUCTION SERVICE FOR INFRASTRUCTURE DEVELOPMENT SUCH AS HYDROPOWER, IRRIGATION CANAL, ROADS, BRIDGES, FACTORIES, SUBWAYS, FLYOVER, DAM, TRANSMISSION LINES ETC. 21000000 NPR	37	INDIA	Foreign - 100%
43	WANDA NEPAL PVT. LTD.	LALITPUR	20,000,000	VARIOUS KINDS OF CONSTRUCTION WORKS (CONSTRUCTION RELATED TO ROAD, BRIDGES, COMMERCIAL BUILDING HOUSING ETC.) 90000000 RS.	40	CHINA (MAINLAND)	Foreign - 100%
44	INTERNATIONAL CARGO HANDLING को कार्य गर्ने	KATHMANDU	5,000,000	INTERNATIONAL CARGO HANDLING 1000 MT	6	INDIA	Foreign - 100%
45	WAN TANG INTERNATIONAL CARGO PVT. LTD.	KATHMANDU	20,000,000	INTERNATIONAL CARGO HANDLING 2500 MT	39	CHINA (MAINLAND)	Foreign - 100%
46	TULASI CONSULTING PVT. LTD.	KATHMANDU	5,100,000	MANAGEMENT CONSULTANCY 60 NOS	19	CHINA (MAINLAND)	Local - 49%, Foreign - 51%
47	JIA JIA INTERNATIONAL CARGO PVT. LTD.	KATHMANDU	20,000,000	INTERNATIONAL CARGO HANDLING 2500 MT	18	CHINA (MAINLAND)	Foreign - 100%
48	YU SHENG INTERNATIONAL CARGO COMPANY PVT. LTD.	KATHMANDU	25,000,000	INTERNATIONAL CARGO HANDLING 8000 MT	55	CHINA (MAINLAND)	Foreign - 100%

49	NEPAL VALLEY ENGINEERING AUTO WORKS PVT. LTD.	KATHMANDU	5,000,000	SKILLED MANPOWER TRAINING ON MECHANICS CATEGORY 150 PERSONS, SKILLED MANPOWER TRAINING ON ELECTRICIAN CATEGORY 150 PERSONS	21	SOUTH KOREA	Local - 50%, Foreign - 50%
50	AXE INN AGRO FARM PVT. LTD. BRANCH UNIT 1	LALITPUR	13,750,000	CONSTRUCTION SERVICE FOR INFRASTRUCTURE DEVELOPMENT SUCH AS BIOPONICS SYSTEMS, FISHERIES INFRASTRUCTURES, BUILDINGS ETC. 53000000 NRS.	22	JAPAN	Local - 45%, Foreign - 55%
51	TINNY CRAFT PVT. LTD.	LALITPUR	5,000,000	CONSTRUCTION SERVICE OF PRE-FABRICATED BUILDINGS 30 NOS.	19	INDIA	Foreign - 100%
52	CONSTRUCTION सम्बन्धी कार्य गर्ने	MYAGDI	5,000,000	CONSTRUCTION OF PRE-FABRICATED HOUSES 50 NOS.	20	INDIA	Foreign - 100%
53	LUDHIANA HOLDINGS ENERGY NEPAL PVT. LTD.	KATHMANDU	100,000,000	CONSTRUCTION WORKS (ON VARIOUS SECTORS LIKE ROAD, BRIDGE, FLYOVER, SUBWAY, TUNNEL, ROPEWAY, RAILWAY, HYDRO-POWER, ELECTRIC TRANSMISSION, DAM, IRRIGATION, DRINKING WATER, SEWERAGE, CANAL, COMMERCIAL BUILDING, HOUSING ETC.) 500000000 RS.	75	MALAYSI A	Foreign - 100%
54	K.LINK INTERNATIONAL BUSINESS MANAGEMENT TRAINING PVT. LTD.	KATHMANDU	28,000,000	BUSINESS MANAGEMENT TRAINING 395 NOS	17	MALAYSI A	Foreign - 100%
55	INTERNATIONAL CARGO HANDLING को कार्य गर्ने	KATHMANDU	5,000,000	INTERNATIONAL CARGO HANDLING 3000 MT	23	CHINA (MAINLAND)	Foreign - 100%
56	HANKOVILL CONSTRUCTION PVT. LTD.	SUNSARI	5,000,000	VARIOUS KINDS OF CONSTRUCTION WORKS (CONSTRUCTION RELATED TO HOUSES, BUILDINGS ETC.) 30000000 RS.	20	SOUTH KOREA	Foreign - 100%
57	INTERNATIONAL CARGO HANDLING को कार्य गर्ने	KATHMANDU	5,000,000	INTERNATIONAL CARGO HANDLING 1000 MT	9	INDIA	Foreign - 100%
58	CONSTRUCTION सम्बन्धी कार्य गर्ने	LALITPUR	5,000,000	CONSTRUCTION WORKS IN DIVERSIFIED FIELDS BUT WITH THE PRIMARY FOCUS ON HOUSINGS 100000000 NRS.	20	ITALY	Local - 50%, Foreign - 50%
59	INTERNATIONAL CARGO HANDLING को कार्य गर्ने	KATHMANDU	10,000,000	INTERNATIONAL CARGO HANDLING 2000 MT	18	CHINA (MAINLAND)	Foreign - 100%

60	INTERNATIONAL CARGO HANDLING को कार्य गर्ने	KATHMANDU	5,000,000	INTERNATIONAL CARGO HANDLING 62000000 NRS	8	INDIA	Foreign - 100%
61	CONSTRUCTION सम्बन्धी कार्य गर्ने	KATHMANDU	17,000,000	VARIOUS KINDS OF CONSTRUCTION WORKS (CONSTRUCTION RELATED TO ROAD, BRIDGES, TELECOMMUNICATION, COMMERCIAL BUILDING, HOUSING ETC.) 80000000 RS.	40	INDIA	Foreign - 100%
62	CRESCENDO MUSIC ACADEMY	LALITPUR	5,000,000	MUSIC TRAINING 250 STUDENTS	15	SOUTH KOREA	Foreign - 100%
63	HOSPITAL स्थापना गर्ने	LALITPUR	10,000,000	BEDS 8 BED	32	USA	Local - 50%, Foreign - 50%
64	CHINESE ENTERPRISES INCUBATION CENTER PVT. LTD.	KATHMANDU	5,100,000	LEGAL CONSULTANCY 150 NOS	10	CHINA (MAINLAND)	Local - 49%, Foreign - 51%
65	CONSTRUCTION सम्बन्धी कार्य गर्ने	KATHMANDU	49,500,000	CONSTRUCTION SERVICES FOR (ROADWAYS, TELEPHONE TOWERS, RAILWAYS, HOUSING ETC.) 160000000 RS	62	CHINA (MAINLAND)	Foreign - 100%
66	OCEAN STAR INTERNATIONAL CARGO NEPAL PVT. LTD.	KATHMANDU	10,000,000	INTERNATIONAL CARGO HANDLING 4000 MT	18	CHINA (MAINLAND)	Foreign - 100%
67	INTERNATIONAL CARGO HANDLING को कार्य गर्ने	KATHMANDU	5,000,000	INTERNATIONAL CARGO HANDLING 2500 MT	15	CHINA (MAINLAND)	Foreign - 100%
68	KOLELI FLYING PVT. LTD.	KASKI	5,145,000	PARAGLIDING SERVICE 7200 FLIGHT HOUR	18	FRANCE	Local - 51%, Foreign - 49%
69	निर्माण सम्बन्धी टेक्नापट्टाको कार्य गर्ने	LALITPUR	5,000,000	TRANSACTIONS 30000000 RS.	10	INDIA	Foreign - 100%
70	WISE WAY LANGUAGE TRAINING CENTER PVT. LTD.	KATHMANDU	5,000,000	LANGUAGE TRAINING CHINESE 150 STUDENTS, LANGUAGE TRAINING KOREAN 150 STUDENTS, LANGUAGE TRAINING ENGLISH 150 STUDENTS	17	JAPAN	Foreign - 100%
71	MANE MONIZ DEVELOPERS PVT. LTD.	KASKI	12,000,000	. 25000000 NRS.	20	CHINA (MAINLAND)	Local - 40%, Foreign - 60%

72	CONSTRUCTION सम्बन्धी कार्य गर्ने	BHAKTAPUR	5,000,000	CONSTRUCTION SERVICES FOR (ROADWAYS, TELEPHONE TOWERS, RAILWAYS, COMMERCIAL BUILDING, HOUSING ETC.) 23000000 RS.	19	INDIA	Foreign - 100%
73	NEPAL LEAIO NEW ENERGY POLYTRON TECHNOLOGY PVT. LTD.	KAVRE	30,000,000	CONSTRUCTION WORKS (ON VARIOUS SECTORS LIKE ROAD, BRIDGE, FLYOVER, SUBWAY, TUNNEL, ROPEWAY, RAILWAY, HYDRO-POWER, ELECTRIC TRANSMISSION, DAM, IRRIGATION, DRINKING WATER, SEWERAGE, CANAL, COMMERCIAL BUILDING, HOUSING ETC.) 250000000 RS.	55	CHINA (MAINLA ND)	Local - 40%, Foreign - 60%
74	CHONGQING WATER TURBINE WORKS PVT. LTD.	KATHMANDU	5,000,000	VARIOUS KINDS OF CONSTRUCTION WORKS (CONSTRUCTION RELATED TO HYDROPOWER, TELECOMMUNICATION, ELECTRIC TRANSMISSION, ROAD, BRIDGES, COMMERCIAL BUILDING, HOUSING ETC) 20000000 NRS.	14	CHINA (MAINLA ND)	Foreign - 100%
75	DUGAR INFRASTRUCTURE PVT. LTD.	KASKI	10,000,000	CONSTRUCTION SERVICE (RELATED TO BUSINESS COMPLEX, APARTMENTS, HOUSING ETC.) 55000000 RS.	27	INDIA	Foreign - 100%
76	SUGAM LOGISTICS NEPAL PVT. LTD.	KATHMANDU	5,000,000	INTERNATIONAL CARGO HANDLING 1600 MT	8	INDIA	Foreign - 100%
77	JUWAN INTERNATIONAL TRAINING PVT. LTD.	SUNSARI	5,200,000	KOREAN LANGUAGE TRAINING 150 STUDENTS, JAPANESE LANGUAGE TRAINING 150 STUDENTS, ENGLISH LANGUAGE TRAINING 150 STUDENTS	17	SOUTH KOREA	Foreign - 100%
78	EMPOWERING ASIA LANGUAGE AND CULTURE CENTER PVT. LTD.	KATHMANDU	4,999,800	JAPANESE LANGUAGE TRAINING - 200 STUDENTS, ENGLISH LANGUAGE TRAINING 200 STUDENTS, NEPALI LANGUAGE TRAINING 200 STUDENTS	20	JAPAN	Local - 16.67%, Foreign - 83.33%
79	KORNERSTONE ACADEMY OF TRAINING PVT. LTD.	LALITPUR	5,000,000	MANAGEMENT AND CAREER SKILL TRAINING (SUCH AS TRAINING ON: PERSONAL DEVELOPMENT, GOAL SETTING SKILL, ASSERTIVE SKILL, LEADERSHIP SKILL, STRESS MANAGEMENT, TIME MANAGEMENT, COMMUNICATION SKILL AND KNOWLEDGE) 400 STUDENTS	20	MALAYSI A	Foreign - 100%
80	BRITISH COUNCIL SERVICES NEPAL PVT. LTD.	KATHMANDU	5,000,000	ENGLISH LANGUAGE TRAINING 2200 CANDIDATE, TEACHER'S TRAINING (ENGLISH) 900 CANDIDATE, PROFESSIONAL	65	UK	Foreign - 100%

				TRAINING FOR PRE-SERVICE AND IN-SERVICE TEACHERS 500 CANDIDATE, CHILD PROTECTION TRAINING FOR TEACHERS, TRAINERS, EXAMINERS AND OTHER STAFF 500 CANDIDATE, LEADERSHIP TRAINING 175 CANDIDATE			
81	RUIJI XIANG INTERNATIONAL LANGUAGE CENTER PVT. LTD.	KATHMANDU	15,000,000	CHINESE LANGUAGE TRAINING 410 PERSON	24	CHINA (MAINLAND)	Foreign - 100%
82	JUNGLE LANGUAGE INSTITUTE PVT. LTD.	KASKI	5,000,000	CHINESE LANGUAGE TRAINING 150 STUDENTS, KOREAN LANGUAGE TRAINING 150 STUDENTS, ENGLISH LANGUAGE TRAINING 150 STUDENTS	17	CHINA (MAINLAND)	Foreign - 100%
83	MANAGEMENT AND BUSINESS SKILL DEVELOPMENT TRAINING प्रदान गर्ने	KATHMANDU	4,999,980	MANAGEMENT TRAINING 300 PERSON, BUSINESS SKILL DEVELOPMENT TRAINING 200 PERSON	25	MALAYSIA	Local - 16.667%, Foreign - 83.333%
84	STRENGTH STRATEGIES PVT. LTD.	KASKI	5,000,000	MANAGEMENT AND CAREER SKILL TRAINING (SUCH AS TRAINING ON: PERSONAL DEVELOPMENT, STRENGTHS BASED DEVELOPMENT, GOAL SETTING SKILL, ASSERTIVE SKILL, LEADERSHIP SKILL, STRESS MANAGEMENT, TIME MANAGEMENT, CULTURAL INTELLIGENCE, EMOTIONAL INTELLIGENCE, COMMUNICATION SKILL, KNOWLEDGE MANAGEMENT, UNDERSTANDING PERSONALITY ETC.) 200 STUDENTS	15	NEW ZEALAND	Foreign - 100%
85	WORKSHOP FOR REPAIR AND MAINTENANCE OF DIESEL GENERATOR संचालन गर्ने	KATHMANDU	5,000,000	WORKSHOP FOR REPAIR AND MAINTENANCE OF DIESEL GENERATOR 6000 NOS	25	INDIA	Foreign - 100%
86	CONSTRUCTIONसम्बन्धी कार्य गर्ने	PARSA	300,000,000	CONSTRUCTION WORKS (ON VARIOUS SECTORS LIKE ROAD, BRIDGE, FLYOVER, SUBWAY, TUNNEL, ROPEWAY, RAILWAY, HYDRO-POWER, ELECTRIC TRANSMISSION, DAM, IRRIGATION, DRINKING WATER, SEWERAGE, CANAL, COMMERCIAL BUILDING, HOUSING ETC.) 800000000 RS	120	BURMA (MYANMAR)	Foreign - 100%

87	CONSTRUCTION सम्बन्धी कार्य गर्ने	KATHMANDU	250,000,000	CONSTRUCTION WORKS (ON VARIOUS SECTORS LIKE ROAD, BRIDGE, FLYOVER, SUBWAY, TUNNEL, ROPEWAY, RAILWAY, HYDRO-POWER, ELECTRIC TRANSMISSION, DAM, IRRIGATION, DRINKING WATER, SEWERAGE, CANAL, COMMERCIAL BUILDING, HOUSING ETC.) 750000000 RS.	115	CHINA (MAINLAND)	Foreign - 100%
88	CONSTRUCTION सम्बन्धी कार्य गर्ने	PARSA	300,000,000	CONSTRUCTION WORKS (ON VARIOUS SECTORS LIKE ROAD, BRIDGE, FLYOVER, SUBWAY, TUNNEL, ROPEWAY, RAILWAY, HYDRO-POWER, ELECTRIC TRANSMISSION, DAM, IRRIGATION, DRINKING WATER, SEWERAGE, CANAL, COMMERCIAL BUILDING, HOUSING ETC.) 750000000 RS.	125	BURMA (MYANMAR)	Foreign - 100%
89	CONSTRUCTION सम्बन्धी कार्य गर्ने	KATHMANDU	250,000,000	CONSTRUCTION WORKS (ON VARIOUS SECTORS LIKE ROAD, BRIDGE, FLYOVER, SUBWAY, TUNNEL, ROPEWAY, RAILWAY, HYDRO-POWER, ELECTRIC TRANSMISSION, DAM, IRRIGATION, DRINKING WATER, SEWERAGE, CANAL, COMMERCIAL BUILDING, HOUSING ETC.) 9 RS.	125	CHINA (MAINLAND)	Foreign - 100%
90	INTERNATIONAL CARGO HANDLING को कार्य गर्ने	KATHMANDU	50,000,000	INTERNATIONAL CARGO HANDLING 12000 MT	50	GERMANY	Foreign - 100%
91	CONSTRUCTION सम्बन्धी कार्य गर्ने	SINDHUPALCHOWK	1,000,000,000	CONSTRUCTION WORKS (ON VARIOUS SECTORS LIKE ROAD, BRIDGE, FLYOVER, SUBWAY, TUNNEL, ROPEWAY, RAILWAY, HYDRO-POWER, ELECTRIC TRANSMISSION, DAM, IRRIGATION, DRINKING WATER, SEWERAGE, CANAL, COMMERCIAL BUILDING, HOUSING ETC.) 2147483647 RS.	330	CHINA (MAINLAND)	Foreign - 100%
92	INTERNATIONAL CARGO HANDLING को कार्य गर्ने	KATHMANDU	150,000,000	INTERNATIONAL CARGO HANDLING 30000 MT	64	CHINA (MAINLAND)	Foreign - 100%
93	CONSTRUCTION SERVICE सम्बन्धी कार्य गर्ने	KATHMANDU	300,000,000	CONSTRUCTION WORKS OF VARIOUS TYPES 1000000000 RS.	375	CHINA (MAINLAND)	Foreign - 100%
94	CONSTRUCTION SERVICE सम्बन्धी कार्य गर्ने	KATHMANDU	50,000,000	CONSTRUCTION SERVICES FOR (ROADWAYS, TELEPHONE TOWERS, HYDROPOWER, TRANSMISSION LINES, WATER PIPELINES, INDUSTRIAL COMPLEXES, ROPEWAYS, RAILWAYS, HOUSING ETC.)	62	CHINA (MAINLAND)	Foreign - 100%

				160000000 RS.			
95	CONSTRUCTION SERVICE सम्बन्धी कार्य गर्ने	BHAKTAPUR	150,000,000	VARIOUS KINDS OF CONSTRUCTION WORKS (CONSTRUCTION RELATED TO HYDROPOWER, TELECOMMUNICATION, ELECTRIC TRANSMISSION, ROAD, BRIDGES, COMMERCIAL BUILDING, HOUSING ETC.) 310000000 RS.	88	CHINA (MAINLAND)	Foreign - 100%
96	MANAGEMENT TRAINING संचालन गर्ने	BHAKTAPUR	99,981,000	MANAGEMENT TRAINING 870 PERSON	27	INDIA	Local - 4.78%, Foreign - 95.22%
97	CONSTRUCTION SERVICE सम्बन्धी कार्य गर्ने।	KATHMANDU	100,000,000	ON VARIOUS SECTOR LIKE TELECOMMUNICATION, ROAD, BRIDGE, FLYOVER, SUBWAY, TUNNEL, ROPEWAY, HYDROPOWER, ELECTRIC TRANSMISSION, DAM, ERRIGATION, DRINKING WATER, SEWERAGE, CANAL, COMMERCIAL BUILDING ETC 400000000 RS.	105	CHINA (MAINLAND)	Foreign - 100%
98	CONSTRUCTION SERVICE सम्बन्धी कार्य गर्ने	KATHMANDU	100,000,000	CONSTRUCTION WORKS MAINLY CONSTRUCTION RELATED TO TELECOMMUNICATION, SECONDLY COMMERCIAL BUILDING, HOUSING ETC 300000000 RS.	100	CHINA (MAINLAND)	Foreign - 100%
99	CONSTRUCTION SERVICE सम्बन्धी कार्य गर्ने	KATHMANDU	250,000,000	CONSTRUCTION SERVICES FOR (TELECOMMUNICATION INFRASTRUCTURES, ROADWAYS, TELEPHONE TOWERS, HYDROPOWER, TRANSMISSION LINES, WATER PIPELINES, INDUSTRIAL COMPLEXES, ROPEWAYS, RAILWAYS, HOUSING ETC 740000000 RS.	63	CHINA (MAINLAND)	Foreign - 100%
100	CONSTRUCTION INDUSTRY संचालन गर्ने	KATHMANDU	50,000,000	CONSTRUCTION SERVICES FOR (TELECOMMUNICATION RELATED INFRASTRUCTURES INCLUDING DESIGN AND CONSTRUCTION 117500000 LS	30	TURKEY	Foreign - 100%
101	CONSTRUCTION SERVICE सम्बन्धी कार्य गर्ने	LALITPUR	300,000,000	CONSTRUCTION SERVICES FOR (TELECOMMUNICATION INFRASTRUCTURES, ROADWAYS, TELEPHONE TOWERS, HYDROPOWER, TRANSMISSION LINES, WATER PIPELINES, INDUSTRIAL COMPLEXES, ROPEWAYS, RAILWAYS, HOUSING ETC. 750000000 LS.	63	CHINA (MAINLAND)	Foreign - 100%

102	CONSTRUCTION सम्बन्धी कार्य गर्ने	KATHMANDU	250,000,000	CONSTRUCTION WORKS (ON VARIOUS SECTORS LIKE ROAD, TELECOMMUNICATION, BRIDGE, FLYOVER, SUBWAY TUNNEL, ROPEWAY, RAILWAY, HYDRO-POWER, ELECTRIC TRANSMISSION, DAM IRRIGATION, DRINKING WATER, SEWERAGE, CANAL, COMMERCIAL BUILDING, HOUSING ETC. 900000000 RS.	130	CHINA (MAINLAND)	Foreign - 100%
103	CONSTRUCTION SERVICE सम्बन्धी कार्य गर्ने	KATHMANDU	100,000,000	CONSTRUCTION SERVICES FOR (TELECOMMUNICATION INFRASTRUCTURES, ROADWAYS, TELEPHONE TOWERS, HYDROPOWER, TRANSMISSION LINES, WATER PIPELINES, INDUSTRIAL COMPLEXES, ROPEWAYS, RAILWAYS, HOUSING ETC. 300000000 RS.	100	CHINA (MAINLAND)	Foreign - 100%
104	CARRY OUT FEASIBILITY STUDY AND PROSPECTING WORKS FOR COPPER MINES	TANAHU	250,000,000	CARRY OUT FEASIBILITY STUDY AND PROSPECTING WORKS FOR COPPER MINES 1 SITE	80	INDIA	Foreign - 100%
105	CONSTRUCTION INDUSTRY सम्बन्धी कार्य गर्ने।	LALITPUR	250,000,000	CONSTRUCTION WORKS (ON VARIOUS SECTORS LIKE ROAD, TELECOMMUNICATION, BRIDGE, FLYOVER, SUBWAY TUNNEL, ROPEWAY, RAILWAY, HYDRO-POWER, ELECTRIC TRANSMISSION, DAM, IRRIGATION, DRINKING WATER, SEWERAGE, CANAL, COMMERCIAL BUILDING, HOUSING ETC. 900000000 RS.	125	CHINA (MAINLAND)	Foreign - 100%
106	CONSTRUCTION INDUSTRY संचालन गर्ने	LALITPUR	300,000,000	CONSTRUCTION WORKS (ON VARIOUS SECTORS LIKE TELECOMMUNICATION, INFRASTRUCTURE, ROAD, BRIDGE, FLYOVER, SUBWAY TUNNEL, ROPEWAY, RAILWAY, HYDRO-POWER, ELECTRIC TRANSMISSION, DAM, IRRIGATION, DRINKING WATER, SEWERAGE, CANAL, COMMERCIAL BUILDING, HOUSING ETC.) 950000000 RS.	128	CHINA (MAINLAND)	Foreign - 100%
107	CONSTRUCTION SERVICE र CONSTRUCTION RELATED HEAVY EQUIPMENT LEASE सम्बन्धी कार्य गर्ने	LALITPUR	150,000,000	CONSTRUCTION SERVICES FOR (TELECOMMUNICATION INFRASTRUCTURES, WIND TURBINE TOWERS, POWER STATION, PETROCHEMICAL STRUCTURE, ROADWAYS, TELEPHONE TOWERS, HYDROPOWER, TRANSMISSION	71	CHINA (MAINLAND)	Foreign - 100%

				LINES, WATER PIPELINES, INDUSTRIAL COMPLEXES, ROPEWAYS, RAILWAYS, HOUSING ETC.) 240000000 LS, CONSTRUCTION RELATED HEAVY EQUIPMENT LEASING SERVICES. ASSUMING THE LEASING OF CONSTRUCTION RELATED HEAVY EQUIPMENT IS 250 DAYS WITH 8 WORKING HOURS PER DAY 32 HRS.			
108	CONSTRUCTION INDUSTRY संचालन गर्ने	KATHMANDU	250,000,000	CONSTRUCTION WORKS (ON VARIOUS SECTORS LIKE ROAD, TELECOMMUNICATION, BRIDGE, FLYOVER, SUBWAY TUNNEL, ROPEWAY, RAILWAY, HYDRO-POWER, ELECTRIC TRANSMISSION, DAM IRRIGATION, DRINKING WATER, SEWERAGE, CANAL, COMMERCIAL BUILDING, HOUSING ETC.) 800000000 RS.	136	CHINA (MAINLAND)	Foreign - 100%

Table 10: Industries Approved for Foreign Investment by Category (FY 2075/76)

CATEGORY	NO. OF PROJECTS	PROPOSED TOTAL PROJECT COST*	PROPOSED TOTAL FIXED COST*	PROPOSED TOTAL WORKING CAPITAL*	PROPOSED TOTAL AMOUNT OF FOREIGN INVESTMENT*	PROPOSED EMPLOYMENT**
AGRO AND FORESTRY BASED	17	409.20	313.52	95.68	403.29	450
INFORMATION TECHNOLOGY	24	882.28	695.30	186.98	649.48	1,101
MANUFACTURING	61	8,601.83	5,854.12	2,747.71	6,289.45	3,219
MINERAL	2	18.80	14.00	4.80	13.16	136
SERVICE	108	7,215.20	4,980.67	2,234.53	7,105.78	5,291
TOURISM	131	12,334.80	11,276.14	1,058.66	10,538.09	4,347
TOTAL	343	29,462.11	23,133.74	6,328.36	24,999.25	14,544

* in million Rupees ** in Number

Table 11: Industries Approved for FDI by Category (Up to FY 2075/76)

CATEGORY	NO. OF PROJECTS	PROPOSED TOTAL PROJECT COST*	PROPOSED TOTAL FIXED COST*	PROPOSED TOTAL WORKING CAPITAL*	PROPOSED TOTAL AMOUNT OF FOREIGN INVESTMENT*	PROPOSED EMPLOYMENT**
AGRO AND FORESTRY BASED	284	8,314.82	6,897.14	1,417.68	6,611.82	10,199
CONSTRUCTION	46	3,842.34	2,866.30	971.50	2,983.01	3,226

ENERGY BASED	81	191,467.22	187,746.93	5,620.29	123,822.97	11,595
INFORMATION TECHNOLOGY	59	1,561.02	1,078.68	482.34	1,281.02	2,257
MANUFACTURING	1,167	113,568.03	89,207.31	23,498.75	54,628.47	101,795
MINERAL	72	10,366.92	8,235.80	2,131.12	7,981.01	8,786
SERVICE	1,610	78,055.93	49,960.72	27,949.54	54,985.00	67,376
TOURISM	1,503	59,531.25	54,278.94	4,982.62	41,413.38	52,891
TOTAL	4,822	466,707.53	400,271.82	67,053.84	293,706.68	258,125

* in million Rupees

** in Number

Table 12: Industries Approved for Foreign Investment by Scale (FY 2075/76)

SCALE	NO. OF PROJECTS	PROPOSED TOTAL PROJECT COST*	PROPOSED TOTAL FIXED COST*	PROPOSED TOTAL WORKING CAPITAL*	PROPOSED TOTAL AMOUNT OF FOREIGN INVESTMENT*	PROPOSED EMPLOYMENT**
LARGE	12	11,096.49	8,715.62	2,380.87	7,958.57	2,399
MEDIUM	58	11,955.28	9,452.18	2,503.11	11,291.65	4,516
SMALL	273	6,410.33	4,965.94	1,444.39	5,749.03	7,629
TOTAL	343	29,462.11	23,133.74	6,328.36	24,999.25	14,544

* in million Rupees

** in Number

Table 13: Industries Approved for Foreign Investment by Scale (Up to FY 2075/76)

SCALE	NO. OF PROJECTS	PROPOSED TOTAL PROJECT COST*	PROPOSED TOTAL FIXED COST*	PROPOSED TOTAL WORKING CAPITAL*	PROPOSED TOTAL AMOUNT OF FOREIGN INVESTMENT*	PROPOSED EMPLOYMENT**
LARGE	301	345,134.60	319,079.10	27,591.36	198,383.88	58,652
MEDIUM	458	53,510.58	35,867.61	17,099.79	38,022.36	45,326
SMALL	4,063	68,062.35	45,325.10	22,362.69	57,300.45	154,147
TOTAL	4,822	466,707.53	400,271.82	67,053.84	293,706.68	258,125

* in million Rupees

** in Number

**Table 14: Industries Approved for Foreign Investment By Country wise
(FY 2075/76)**

SN	COUNTRY NAME	NO. OF PROJECTS	PROPOSED TOTAL PROJECT COST*	PROPOSED TOTAL FIXED COST*	PROPOSED TOTAL WORKING CAPITAL*	PROPOSED TOTAL AMOUNT OF FOREIGN INVESTMENT *	PROPOSED EMPLOYMENT **
1	AUSTRALIA	5	57.95	40.98	16.98	40.23	175
2	AUSTRIA	1	7.5	5.5	2	7.5	22
3	AZERBAIJAN	1	10	6.7	3.3	5.1	18
4	BANGLADESH	5	83	60.9	22.1	78	152
5	BELGIUM	3	19.5	15	4.5	18.5	60
6	BRAZIL	1	6	4.6	1.4	5.2	13
7	CAMBODIA	1	15	11.5	3.5	10	23
8	CANADA	1	10	9.75	0.25	10	10
9	CHINA	160	49,027.00	47,198.03	1,828.97	46,506.94	6,369
10	CHINA (HONG KONG)	8	1,096.20	1,017.30	78.91	629.02	332
11	CHINA (TAIWAN)	2	20	15.4	4.6	20	44
12	CROATIA	1	10	7.8	2.2	5	44
13	CZECH REPUBLIC	1	5	4.2	0.8	5	14
14	DENMARK	2	30.6	25	5.6	30.6	46
15	EGYPT	1	5	4	1	5	12
16	FRANCE	11	96.3	74.8	21.5	85.2	217
17	GERMANY	7	56.5	42.82	13.68	51.5	151
18	INDIA	53	5,401.32	3,992.10	1,409.22	5,098.81	2,719
19	ISRAEL	3	22.5	17.37	5.13	20	53
20	ITALY	3	218.92	211.47	7.46	187.96	59
21	JAPAN	17	650	491.12	158.88	433.2	705
22	LEBANON	1	5	3.4	1.6	5	23
23	MALAYSIA	4	115	101.7	13.3	111.25	116
24	MAURITIUS	1	40	37	3	40	22
25	MEXICO	1	10	7.6	2.4	10	29
26	NETHERLANDS ANTILLES	1	6.5	5	1.5	6.5	16
27	NORTH KOREA	2	130	115.1	14.9	110	85
28	PARAGUAY	1	5	4.3	0.7	5	16
29	POLAND	2	10	8	2	10	28
30	RUSSIA	2	20	15.1	4.9	20	42
31	SAMOA	7	45	36.1	8.9	45	95
32	SINGAPORE	4	65	54.48	10.52	65	162
33	SOUTH AFRICA	1	15	9.7	5.3	15	17

SN	COUNTRY NAME	NO. OF PROJECTS	PROPOSED TOTAL PROJECT COST*	PROPOSED TOTAL FIXED COST*	PROPOSED TOTAL WORKING CAPITAL*	PROPOSED TOTAL AMOUNT OF FOREIGN INVESTMENT *	PROPOSED EMPLOYMENT **
34	SOUTH KOREA	15	350	298.3	51.71	330	346
35	SPAIN	2	25	20.9	4.1	20	44
36	SWAZILAND	1	5	4	1	5	12
37	SWEDEN	6	63	49.5	13.5	58.1	124
38	SYRIA	1	10	8.9	1.1	10	17
39	THE NETHERLANDS	6	37.2	29.3	7.9	31	89
40	TURKEY	1	25	20	5	25	25
41	UK	12	121	97	24	93.16	247
42	UKRAINE	1	20	17.5	2.5	15	60
43	UNITED ARAB EMIRATES	2	344	288.8	55.2	344	130
44	USA	35	2,977.62	2,607.60	370.02	1,088.62	897
45	VIETNAM	1	16.5	13.5	3	15	19
	TOTAL	397	61,309.11	57,109.11	4,200.00	55,730.38	13,899

* in million Rupees

** in Number

Table 15: Industries Approved for Foreign Investment –By Country wise (Up to FY 2075/76)

SN	COUNTRY NAME	NO. OF PROJECTS	PROPOSED TOTAL PROJECT COST*	PROPOSED TOTAL FIXED COST*	PROPOSED TOTAL WORKING CAPITAL*	PROPOSED TOTAL AMOUNT OF FOREIGN INVESTMENT*	PROPOSED EMPLOYMENT**
1	AFGHANISTAN	2	5.00	4.00	1.00	5.00	45
2	ARGENTINA	2	18.01	16.10	1.91	18.01	51
3	AUSTRALIA	72	902.16	758.90	142.17	722.91	1,916
4	AUSTRIA	21	245.67	189.77	39.47	118.47	694
5	AZERBAIJAN	5	50.90	34.30	16.60	46.00	208
6	BAHRAIN	2	101.31	41.89	59.43	85.66	62
7	BANGLADESH	72	1,064.60	690.90	355.55	817.93	5,754
8	BELARUS	1	5.00	4.10	0.90	5.00	15
9	BELGIUM	25	305.87	257.30	48.57	243.74	745
10	BERMUDA	6	1,995.25	1,694.03	214.09	118.27	1,474
11	BHUTAN	4	32.26	23.08	6.95	8.61	123
12	BRAZIL	9	592.07	554.98	37.09	561.03	644
13	BRITISH VIRGIN ISLANDS	16	16,303.28	13,719.33	2,583.95	8,064.28	2,180

SN	COUNTRY NAME	NO. OF PROJECTS	PROPOSED TOTAL PROJECT COST*	PROPOSED TOTAL FIXED COST*	PROPOSED TOTAL WORKING CAPITAL*	PROPOSED TOTAL AMOUNT OF FOREIGN INVESTMENT*	PROPOSED EMPLOYMENT**
14	BURMA (MYANMAR)	4	1,200.00	1,043.00	157.00	1,200.00	350
15	CAMBODIA	2	20.00	13.98	6.02	15.00	37
16	CANADA	46	7,348.22	7,091.73	256.20	2,836.59	2,408
17	CHAD	1	2.50	1.86	0.64	2.50	18
18	CHILE	1	30.00	26.80	3.20	30.00	29
19	CHINA (MAINLAND)	1,490	124,839.58	110,156.97	14,666.04	94,677.13	67,349
20	CHINA (HONG KONG)	43	37,987.11	33,318.68	4,662.77	28,121.60	5,106
21	CHINA (TAIWAN)	23	806.05	676.65	129.40	564.62	939
22	COLOMBIA	3	49.08	40.90	8.18	23.70	48
23	COOK ISLANDS	1	833.32	828.00	5.32	666.66	35
24	CROATIA	2	12.50	9.90	2.60	7.50	59
25	CYPRUS	4	1,515.50	1,436.50	79.00	812.50	375
26	CZECH REPUBLIC	3	19.50	16.40	3.10	13.89	51
27	DENMARK	37	1,235.79	1,081.66	154.13	432.13	1,551
28	ECUADOR	1	2.50	1.30	1.20	2.50	45
29	EGYPT	4	27.10	20.20	6.90	19.10	131
30	ERITREA	1	2.50	1.80	0.70	2.50	15
31	FINLAND	10	432.91	416.50	16.41	335.88	260
32	FRANCE	105	1,193.10	980.52	199.20	781.95	3,531
33	GERMANY	115	2,932.93	2,603.33	319.03	1,441.72	4,848
34	GHANA	1	6.50	6.18	0.33	1.95	10
35	GREECE	1	5.00	4.30	0.70	5.00	15
36	GUATEMALA	1	10.00	5.00	5.00	2.50	84
37	HUNGARY	1	10.00	8.90	1.10	5.00	29
38	INDIA	781	146,897.15	125,521.20	22,723.70	94,111.04	72,673
39	INDONESIA	1	35.00	31.80	3.20	35.00	29
40	IRAN	12	74.70	55.85	18.85	68.20	273
41	IRELAND	9	758.90	707.20	51.70	370.97	429
42	ISRAEL	22	811.70	672.22	139.48	237.75	642
43	ITALY	39	1,858.73	1,679.08	85.95	637.36	1,061
44	JAPAN	272	7,566.63	6,558.95	941.14	3,076.21	10,258
45	JORDAN	1	30.00	26.80	3.20	12.00	29
46	KAZAKHSTAN	4	20.40	16.03	4.37	20.40	87

SN	COUNTRY NAME	NO. OF PROJECTS	PROPOSED TOTAL PROJECT COST*	PROPOSED TOTAL FIXED COST*	PROPOSED TOTAL WORKING CAPITAL*	PROPOSED TOTAL AMOUNT OF FOREIGN INVESTMENT*	PROPOSED EMPLOYMENT**
47	KYRGYZSTAN	4	36.50	32.05	4.45	22.50	175
48	LEBANON	4	37.00	31.40	5.60	37.00	97
49	LIBYA	1	5.00	2.80	2.20	5.00	80
50	LITHUANIA	1	5.00	4.00	1.00	5.00	38
51	MALAYSIA	44	1,377.74	1,213.12	164.62	915.53	1,373
52	MAURITIUS	11	4,118.00	3,941.27	176.73	3,434.70	1,055
53	MEXICO	6	53.73	45.15	8.58	51.13	138
54	NEPAL	1	20.00	17.50	2.50	6.00	20
55	NETHERLANDS ANTILLES	3	126.10	94.00	32.10	48.00	137
56	NEW ZEALAND	23	503.09	406.41	96.38	147.27	2,345
57	NIGERIA	1	16.50	12.80	3.70	13.15	1
58	NORTH KOREA	8	234.82	205.40	29.42	182.55	319
59	NORWAY	16	8,146.09	6,790.60	1,350.95	1,165.33	845
60	PAKISTAN	26	2,303.04	1,986.43	315.72	269.82	2,828
61	PANAMA	1	83.28	65.17	18.11	24.98	121
62	PARAGUAY	1	5.00	4.30	0.70	5.00	16
63	PHILIPPINES	18	1,232.12	1,051.88	180.23	148.28	1,824
64	POLAND	10	168.22	152.55	15.67	85.39	242
65	PORTUGAL	1	2.50	2.00	0.50	2.50	23
66	QATAR	3	820.00	467.10	352.90	396.70	144
67	REPUBLIC OF THE CONGO	1	2.50	2.10	0.40	2.50	28
68	ROMANIA	2	35.00	26.90	8.10	35.00	39
69	RUSSIA	42	886.86	665.89	220.97	694.34	1,464
70	SAMOA	11	150.00	127.10	22.90	150.00	218
71	SAUDI ARABIA	1	10.00	7.40	2.60	5.00	18
72	SEYCHELLES	1	7,600.00	7,372.00	228.00	684.00	100
73	SINGAPORE	51	10,281.82	9,351.63	915.19	4,517.39	3,528
74	SLOVAKIA	1	5.00	4.00	1.00	5.00	21
75	SLOVENIA	2	34.19	29.94	4.25	34.19	45
76	SOUTH AFRICA	10	92.30	72.14	20.16	92.30	249
77	SOUTH KOREA	354	17,486.61	12,447.04	5,003.21	12,323.75	11,819
78	SPAIN	25	2,288.52	2,172.34	116.18	2,020.25	672
79	SRI LANKA	7	113.15	84.60	28.56	71.41	208
80	SWAZILAND	3	26.00	21.70	4.30	26.00	26
81	SWEDEN	19	138.40	109.56	28.84	130.70	903

SN	COUNTRY NAME	NO. OF PROJECTS	PROPOSED TOTAL PROJECT COST*	PROPOSED TOTAL FIXED COST*	PROPOSED TOTAL WORKING CAPITAL*	PROPOSED TOTAL AMOUNT OF FOREIGN INVESTMENT*	PROPOSED EMPLOYMENT**
82	SWITZERLAND	60	5,314.37	5,127.80	176.15	2,920.01	1,575
83	SYRIA	10	68.00	55.70	12.30	66.00	249
84	TAJIKISTAN	2	35.00	21.80	13.20	35.00	65
85	THAILAND	13	1,042.37	892.99	139.83	126.29	1,189
86	THE NETHERLANDS	86	2,599.98	1,610.91	987.01	1,630.94	4,265
87	TURKEY	25	1,847.70	754.90	1,092.81	1,870.34	833
88	UK	180	9,104.27	7,245.06	1,840.51	5,484.83	11,032
89	UKRAINE	13	251.40	219.14	32.27	162.70	377
90	UNITED ARAB EMIRATES	20	5,427.57	2,436.14	2,941.42	2,984.51	1,877
91	USA	413	22,155.41	19,644.57	2,260.78	9,063.07	18,550
92	UZBEKISTAN	4	75.00	63.20	11.80	75.00	132
93	VIETNAM	3	41.10	36.30	4.80	39.60	74
94	YEMEN	2	105.00	94.20	10.80	105.00	33
	TOTAL	4,822	466,707.53	400,271.82	67,053.84	293,706.68	258,125

* in million Rupees

** in Number

Table 16: Industries Approved for Foreign Investment by District (FY 2075/76)

DISTRICT	NO. OF PROJECTS	PROPOSED TOTAL PROJECT COST*	PROPOSED TOTAL FIXED COST*	PROPOSED TOTAL WORKING CAPITAL*	PROPOSED TOTAL AMOUNT OF FOREIGN INVESTMENT**
BAITADI	1	6.00	4.20	1.80	4.20
BARA	11	886.82	704.47	182.36	789.27
BHAKTAPUR	9	2,207.00	2,035.17	171.83	1,145.43
CHITWAN	9	232.40	178.70	53.70	215.54
DARCHULA	1	12.80	9.80	3.00	8.96
DHADING	3	280.00	185.65	94.35	280.00

Fiscal Year
2075/076 (2018/2019)

DISTRICT	NO. OF PROJECTS	PROPOSED TOTAL PROJECT COST*	PROPOSED TOTAL FIXED COST*	PROPOSED TOTAL WORKING CAPITAL*	PROPOSED TOTAL AMOUNT OF FOREIGN INVESTMENT**
JHAPA	3	250.48	151.08	99.40	154.00
KAILALI	3	1,334.00	567.10	766.90	669.01
KAPILBASTU	1	247.50	160.00	87.50	5.50
KASKI	24	905.50	795.12	110.38	729.22
KATHMANDU	185	10,349.51	8,339.68	2,009.83	9,539.28
KAVRE	6	315.00	253.40	61.60	295.00
LALITPUR	56	5,438.92	4,688.84	750.08	4,828.29
LAMJUNG	2	210.00	170.00	40.00	205.00
MAKWANPUR	2	125.00	101.00	24.00	111.25
MORANG	2	250.00	153.00	97.00	250.00
MYAGDI	1	5.00	3.20	1.80	5.00
NUWAKOT	3	55.00	38.90	16.10	55.00
PARASI	1	130.00	104.75	25.25	130.00
PARSA	6	1,470.00	1,238.00	232.00	1,470.00
RUPANDEHI	3	328.00	237.41	90.59	308.00
SANKHUWASABHA	1	10.00	7.00	3.00	10.00
SINDHUPALCHOWK	2	1,079.80	549.80	530.00	1,047.08
SIRAHA	1	2,578.83	1,978.83	600.00	2,001.17
SUNSARI	5	45.20	30.70	14.50	33.70
SURKHET	1	5.00	3.50	1.50	5.00
TANAHU	1	250.00	130.00	120.00	250.00
BAITADI	1	6.00	4.20	1.80	4.20
BARA	11	886.82	704.47	182.36	789.27
BHAKTAPUR	9	2,207.00	2,035.17	171.83	1,145.43
CHITWAN	9	232.40	178.70	53.70	215.54
DARCHULA	1	12.80	9.80	3.00	8.96
DHADING	3	280.00	185.65	94.35	280.00
JHAPA	3	250.48	151.08	99.40	154.00
KAILALI	3	1,334.00	567.10	766.90	669.01
KAPILBASTU	1	247.50	160.00	87.50	5.50
KASKI	24	905.50	795.12	110.38	729.22
KATHMANDU	185	10,349.51	8,339.68	2,009.83	9,539.28
KAVRE	6	315.00	253.40	61.60	295.00
LALITPUR	56	5,438.92	4,688.84	750.08	4,828.29
LAMJUNG	2	210.00	170.00	40.00	205.00
MAKWANPUR	2	125.00	101.00	24.00	111.25

DISTRICT	NO. OF PROJECTS	PROPOSED TOTAL PROJECT COST*	PROPOSED TOTAL FIXED COST*	PROPOSED TOTAL WORKING CAPITAL*	PROPOSED TOTAL AMOUNT OF FOREIGN INVESTMENT**
MORANG	2	250.00	153.00	97.00	250.00
MYAGDI	1	5.00	3.20	1.80	5.00
NUWAKOT	3	55.00	38.90	16.10	55.00
PARASI	1	130.00	104.75	25.25	130.00
PARSA	6	1,470.00	1,238.00	232.00	1,470.00
RUPANDEHI	3	328.00	237.41	90.59	308.00
SANKHUWASABHA	1	10.00	7.00	3.00	10.00
SINDHUPALCHOWK	2	1,079.80	549.80	530.00	1,047.08
SIRAHA	1	2,578.83	1,978.83	600.00	2,001.17
SUNSARI	5	45.20	30.70	14.50	33.70
SURKHET	1	5.00	3.50	1.50	5.00
TANAHU	1	250.00	130.00	120.00	250.00
TOTAL	343	29,462.11	23,133.74	6,328.36	24,999.25

* in million Rupees

** in Number

Table 17: Top Ten Countries Based Foreign Investment in Industries (Up to FY 2075/76)

S.N	COUNTRY NAME	NO. OF PROJECTS	TOTAL AMOUNT OF FOREIGN INVESTMENT (Rs. in million)	NO. OF EMPLOYMENT
1	CHINA (including Taiwan)	1,556	123,363	73,394
2	INDIA	781	94,111.04	72,673
3	UK	196	13549.11	13,212
4	SOUTH KOREA	354	12,323.75	11,819
5	USA	413	9,063.07	18,550
6	SINGAPORE	51	4,517.39	3,528
7	MAURITIUS	11	3,434.70	1,055
8	JAPAN	272	3,076.21	10,258
9	UNITED ARAB EMIRATES	20	2,984.51	1,877
10	SWITZERLAND	60	2,920.01	1,575
	Others	1108	24363.54	50,184
	Total	4822	293706.68	258125

Top Ten Countries Based Foreign Investment in Industries (Up to FY 2075/76) is represented in Multiple Bar-Diagram Below:

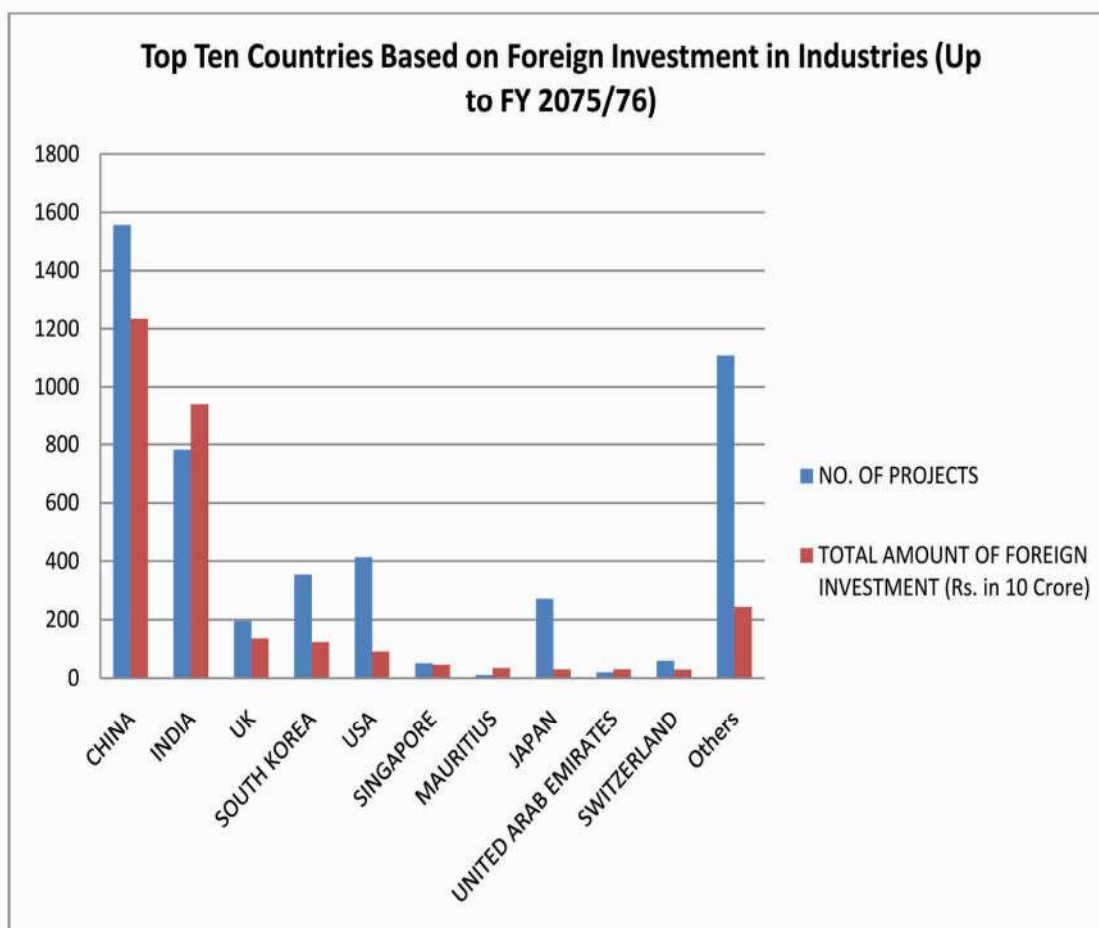


Table 18: Industries Approved for Foreign Investment by District (Up to FY 2075/76)

DISTRICT	NO. OF PROJECTS	PROPOSED TOTAL PROJECT COST*	PROPOSED TOTAL FIXED COST*	PROPOSED TOTAL WORKING CAPITAL*	PROPOSED TOTAL AMOUNT OF FOREIGN INVESTMENT**
ACHHAM	4	571.18	550.68	20.50	418.18

DISTRICT	NO. OF PROJECTS	PROPOSED TOTAL PROJECT COST*	PROPOSED TOTAL FIXED COST*	PROPOSED TOTAL WORKING CAPITAL*	PROPOSED TOTAL AMOUNT OF FOREIGN INVESTMENT**
ARGHAKHACHI	2	1,342.09	199.27	1,142.83	449.60
BAGLUNG	3	513.94	262.30	251.64	513.94
BAITADI	8	121.50	102.00	19.50	104.70
BAJHANG	1	15.00	12.30	2.70	12.00
BANKE	32	3,680.00	3,224.13	451.09	836.20
BARA	69	10,806.37	8,359.05	2,265.85	4,889.99
BARDIYA	17	252.74	205.16	47.58	207.00
BHAKTAPUR	94	8,196.30	7,011.79	1,184.51	5,532.07
BHOJPUR	1	14.30	11.20	3.10	5.01
CHITWAN	96	5,892.69	4,693.76	1,162.67	2,395.46
DADEL DHURA	3	33.00	26.50	6.50	19.50
DANG	20	5,016.40	4,674.00	342.40	528.90
DARCHULA	3	53.20	46.00	7.20	16.38
DHADING	26	3,100.89	2,863.48	237.41	2,802.30
DHANKUTA	1	46.62	37.62	9.00	0.00
DHANUSHA	5	316.04	265.17	50.87	180.52
DOLKHA	9	6,655.20	6,121.93	533.27	1,937.43
DOTI	1	10.00	7.20	2.80	10.00
GORKHA	10	775.09	709.62	65.47	137.02
HUMLA	7	61.00	52.30	8.70	36.74
ILAM	8	1,725.27	1,617.25	108.01	989.24
JAJARKOT	3	660.00	626.00	34.00	660.00
JHAPA	26	2,998.63	2,375.58	623.05	1,502.16
JUMLA	1	10.00	8.00	2.00	10.00
KAILALI	17	2,437.24	1,570.71	866.53	1,013.26
KALIKOT	1	42,106.60	41,400.00	706.60	33,685.28
KANCHANPUR	23	1,009.77	855.21	154.56	352.40
KAPILBASTU	11	689.21	381.42	243.09	323.31
KASKI	337	28,498.98	26,657.08	1,682.24	12,790.61
KATHMANDU	2,658	124,915.12	97,567.56	27,077.50	76,626.32
KAVRE	95	6,087.89	5,093.15	998.64	4,689.87
KHOTANG	1	7.00	5.15	1.85	5.04
LALITPUR	754	33,768.28	21,968.62	11,786.64	28,068.17
LAMJUNG	12	2,547.93	2,451.10	96.83	742.35
MAHOTTARI	1	3.44	2.57	0.87	3.44
MAKWANPUR	78	10,627.71	8,579.87	1,838.10	5,896.34

DISTRICT	NO. OF PROJECTS	PROPOSED TOTAL PROJECT COST*	PROPOSED TOTAL FIXED COST*	PROPOSED TOTAL WORKING CAPITAL*	PROPOSED TOTAL AMOUNT OF FOREIGN INVESTMENT**
MANANG	4	2,890.00	2,847.75	42.25	1,770.01
MORANG	40	4,708.87	3,506.81	1,185.63	2,647.24
MUGU	1	8.60	6.00	2.60	8.60
MUSTANG	5	852.65	829.74	22.91	316.85
MYAGDI	4	39,020.00	38,711.00	309.00	24,340.00
NAWALPARASI	43	13,315.50	11,547.75	1,719.96	5,877.76
NUWAKOT	29	2,672.34	2,458.46	212.80	519.94
OKHALDHUNDA	2	300.00	286.15	13.85	66.50
PALPA	4	342.94	193.35	149.59	317.84
PANCHATHAR	1	10.00	7.05	2.95	10.00
PARASI	1	130.00	104.75	25.25	130.00
PARBAT	1	1,100.00	1,089.00	11.00	1.50
PARSA	65	5,676.53	4,159.12	1,499.21	4,118.32
PYUTHAN	2	90.00	78.00	12.00	90.00
RAMECHHAP	2	331.34	276.89	54.45	302.21
RASUWA	13	47,861.62	46,504.48	1,342.14	40,020.28
RAUTAHAAT	2	569.18	515.78	50.02	54.06
ROLPA	3	32.22	28.31	3.91	29.00
RUPANDEHI	58	10,616.95	8,928.95	1,515.11	5,399.05
SANKHUWASABHA	3	520.00	502.50	17.50	520.00
SAPTARI	3	430.00	394.50	35.50	299.40
SARLAHI	1	30.00	26.66	3.34	15.00
SINDHULI	1	9.00	7.70	1.30	9.00
SINDHUPALCHOWK	19	8,336.53	7,449.27	887.26	2,550.16
SIRAHA	6	6,042.84	5,037.72	1,005.01	4,114.37
SOLUKHUMBU	18	5,824.17	5,067.59	685.40	3,520.63
SUNSARI	35	2,817.81	2,096.87	720.94	1,699.49
SURKHET	7	3,632.36	2,854.08	778.28	2,222.17
TANAHU	9	2,223.02	1,800.50	422.52	2,171.50
TAPLEJUNG	2	12.10	10.14	1.96	11.90
TOTAL	4,822	465,973.14	397,921.55	66,769.72	291,543.48

* in million Rupees

** in Number

Table 19: Registration of Industrial Property (Trademark, Patent & Design) (Up to 2075/76)

Fiscal Year	Trademark (in Number)			Patent (in Number)			Design (in Number)		
	National	Foreign	Total	National	Foreign	Total	National	Foreign	Total
Upto 2065/66	16622	12715	29337	31	39	70	38	43	81
2066/67	889	675	1564	1	0	1	0	0	0
2067/68	850	657	1507	1	0	1	0	0	0
2068/69	456	1230	1686	1	0	1	4	3	7
2069/70	1473	1089	2562	1	0	1	13	1	14
2070/71	1084	920	2004	0	0	0	1	0	1
2071/72	1080	992	2072	1	0	1	6	5	11
2072/73	1032	1366	2398	0	0	0	8	3	11
2073/74	1020	1260	2280	0	0	0	5	16	21
2074/75	1047	1224	2271	2	0	2	4	4	8
2075/76	1256	1175	2431	2	0	2	21	7	28
Total	26809	23303	50112	40	39	79	100	82	182

Table 20: Certificate of Origin approved (In F Y 2075/76)

नेपालमा उत्पादित औद्योगिक बस्तुलाई भारतीय बजारमा सहूलियती निर्यातका लागि सिफारिश गर्न उद्योग विभागका महानिर्देशकज्यूको अध्यक्षतामा गठित प्राविधिक समितिको बैठक तथा सो बाट आर्थिक बर्ष २०७५/०७६ मा भएका सिफारिसहरु

S. N	Name of Industries	Exported material	Recommended amount
1.	नविन पोलिमर उद्योग, बारा ।	Pet Preform	500 MT
2.	जगदम्बा इन्टरप्राइजेज प्रा.लि., पर्सा ।	M S Scrap (By product)	1,000 MT
3.	ओ.सि.वि.फुड्स एण्ड फिड्स प्रा.लि., बारा ।	Soyabean Oil De-oiled cake Soya Lecithin Soap stock/Acid Oil	2,000 MT 8,000 MT 3,000 MT 1,000 MT
4.	सशिल वनस्पति प्रा.लि., पर्सा	(By product) – Free fatty acid/Acid oil	300 MT
5.	फर्च्युन स्टील इम्पेक्स प्रा.लि., पर्सा ।	Stainless steel utensils	1,000 MT

6.	पशुपति कूट उद्योग, बारा	Paper Board (Koot)	450 MT
7.	भीर गार्मेंट प्रा.लि., रुपन्देही ।	Readymade Garments (Pant, shirt, T-shirt etc)	30,000 Pcs
8.	एक्सन पोलिमर्स प्रा.लि., नवलपरासी ।	PU Sole	4,00,000 Pair
9.	शिवशक्ति घ्यु उद्योग प्रा.लि., बारा ।	By product- Acid Oil	300 MT
10.	एस के ह्याण्डक्राफ्ट	Woolen/cotton (Jacket, kurtha, trouser, sweater, glove, Cap) & handicraft goods)	15,000 Pcs
11.	ओम श्री ह्याण्डक्राफ्ट, काठमाडौं	Felt Item/goods (Felt ball)	3,00,00,000 Pcs
12.	हिमालयन कत्था उद्योग प्रा.लि., सिराहा ।	Kattha (Biscuit)	200 MT
		Cutch	400 MT
13.	बागेश्वरी कत्था उद्योग प्रा.लि., बांके	Liquid Kattha	200 MT
14.	आरती स्ट्राइप्स प्रा.लि., मोरङ्ग ।	MS/TMT Rod	20,000 MT
15.	प्रमिला ह्याण्डक्राफ्ट, ललितपुर ।	Handicraft goods (Metal Statutes, metal pray goods, paper lampshade, wooden mask, show piece, etc)	150,000 Pcs
16.	पशुपति कत्था मिल्स, बारा ।	Kattha (Biscuit)	200 MT
		Cutch	200 MT
17.	क्लोजर सिस्टम्स इन्टरनेशनल नेपाल प्रा.लि., मकवानपुर	Plastic Closures (P28 Xtralok mini, P28 Double lok & P28 Xtralok mini bulk pack)	300 Million Pcs
18.	शिव लिड एण्ड ब्याट्री उद्योग, रुपन्देही	Lead Ingot	1,000 MT
19.	रामेश्वर ह्याण्डक्राफ्ट, ललितपुर ।	Brass & Copper statutes	250 Pcs
20.	नाइन क्राफ्ट विजिनेस प्रा.लि., काठमाडौं ।	Readymade garments (Jacket, pants, shirt, sweater etc)	30,000 Pcs
21.	क्वालिटी नुडल्स इण्डस्ट्रिज प्रा.लि., मोरङ्ग ।	Instant Noodles & vujija	4,000 MT
22.	शिवशक्ति प्याकेजिङ्ग प्रा.लि., बारा ।	Plastic sheet	6,000 MT
23.	बंगलामुखि रोजिन एण्ड टर्पेन्टाइन इण्डस्ट्रिज, बांके ।	Rosin & Turpentine	3,000 MT
24.	दीपमाला रोजिन एण्ड टर्पेन्टाइन इण्डस्ट्रिज, बांके ।	Rosin & Turpentine	2,190 MT
			495 MT

25.	शिव कत्या उद्योग प्रा.लि., बाँके ।	Kattha (Biscuit) Cutch	120 MT 180 MT
26.	बीरगञ्ज बोन प्रोसेसिङ्ग इण्डस्ट्रिज, बारा ।	Buffalo Crushed Bone	2,150 MT
27.	एडभान्स न्युट्रिसन्स प्रा.लि., बारा	Feed Premix	4,000 MT
28.	गोरखा टि एण्ड कफी इण्डस्ट्रिज प्रा.लि., काठमाडौं ।	Tea	85 MT
29.	गंगा रोजिन एण्ड टर्पेन्टाइन इण्डस्ट्रिज, बाँके ।	Rosin & Turpentine	1,800 MT
30.	जगदम्बा इन्टरप्राइजेज प्रा.लि., पर्सा ।	By Products- (Zinc Dross, Zinc Ash & Zinc Blowing) M S Scrap	200 MT 1,000 MT
31.	राजेश मेटल क्राफ्ट्स प्रा.लि., बारा	Zinc residue- Ash (By product)	300 MT
32.	पोलिमर इण्डस्ट्रिज प्रा.लि., बारा ।	HDPE/PP Woven Fabrics	2,500 MT
33.	ए जि हेल्थ इण्डस्ट्रिज, रुपन्देही	Baby Diaper	150,000 Pcs
34.	डाबर नेपाल प्रा.लि., बारा	Fruit Juices	80,000 KL
35.	टिया टेक्सटाइल, ललितपुर	Woolen sweater, shawl, stole, panchu, blankets etc	70,000 Pcs
36.	आनन्द कत्या इण्डस्ट्रिज प्रा.लि., सुनसरी ।	Cashew Shell Paste	500 MT
37.	गुडलाइफ वेभरेज प्रा.लि., सनसरी ।	Fruit Juices	3,000 KL
38.	गोयल मेटल इण्डस्ट्रिज प्रा.लि., काठमाडौं ।	Stainless Steel Pipes	100 MT
39.	किरण शूज म्यानुफ्याक्चर्स काठमाडौं ।	Sole (Different Types)	1,00,000 Pairs
40.	जय श्री श्याम कत्या उद्योग, नवलपरासी ।	Kattha (Biscuit)	20 MT
41.	एशियन कंक्रीटो प्रा.लि., नवलपरासी ।	Concrete Pavers Concrete Bricks Hollow bricks Kerbs stone	40,00,000 Pcs
42.	जे एम डि इण्डस्ट्रिज, रुपन्देही	Lead Ingot	500 MT
43.	प्रोवायोटेक इण्डस्ट्रिज प्रा.लि., पर्सा ।	Refine Soyabean Oil	1,000 MT, भट्मासको दानाबाट उत्पादन गरेको

			Refined Soyabean Oil
44.	नेकोन के वि प्लास्टो इन्जिनियरिङ्ग ई. प्रा.लि., पर्सा ।	PP woven sacks & fabrics	1,500 MT
45.	जगदम्बा कर्पोरेशन प्रा.लि., रौतहट ।	Lead Ingot	100 MT
46.	आरति भेजिटेवल प्रोडक्ट्स प्रा.लि., बारा ।	By product- Acid Oil	500 MT
47.	नारायणी आयल रिफाइनरी उद्योग प्रा.लि., बारा ।	By product- Acid Oil	400 MT
48.	फर्च्युन स्टील इमपेक्स प्रा.लि., पर्सा ।	Stainless steel utensils	600 MT
49.	त्रिवेणी स्पीनिङ्ग मिल्स प्रा.लि., बारा ।	Polyester viscose yarn	1,500 MT
50.	आर एम इण्डस्ट्रिज, बारा ।	Stainless steel utensils	300 MT
51.	बागेश्वरी कत्था उद्योग प्रा.लि., बांके ।	Liquid Kattha	200 MT
52.	रुमिमणी इण्डस्ट्रिज प्रा.लि., बारा ।	Polished Marble/ Granite slab	2,00,000 sq.ft
53.	शिवशक्ति केमोप्लास्ट प्रा.लि., पर्सा ।	Woven fabric/sacks	Woven Fabric 4,000 MT Woven sacks 1,000 MT
54.	एन एस एक्सपोर्ट प्रा.लि., भक्तपुर ।	Readymade Garments	1,50,000 Pcs
55.	भागरथी ह्याण्डक्राफ्ट, भक्तपुर	wool/Pashmina shawl, Stole, muffler, sweater, blanket etc.	20,000 Pcs
56.	स्पिड इनर्जी इण्डस्ट्रिज, रुपन्देही ।	Carbon Black Waste Steel Wire	400 MT 300 MT
57.	बुढाथोकी रोजिन एण्ड टर्पेन्टाइन इण्डस्ट्रिज प्रा.लि., दाङ्ग ।	Rosin Turpentine	150 MT
58.	जगदम्बा स्पनिङ्ग मिल्स प्रा.लि., रुपन्देही ।	Yarn (Polyester Viscose, PV dyed, polyester dyed, Polyester spun)	5,000 MT
59.	जगदम्बा सिन्थेटिक्स प्रा.लि., रुपन्देही ।	PP woven fabric & Sacks	Woven Fabric 15,000 MT Woven sacks 5,000 MT
60.	अन्नपूर्ण भेजिटेवल प्रोडक्ट्स प्रा.लि., बारा ।	By product – Acid Oil	400 MT
61.	प्रेस्टिज म्याट इण्डस्ट्रिज, बारा ।	PVC Mat/Plastic Mat	4,00,000 Sq.mtrs

62.	रिलायन्स सुगर एण्ड केमिकल इण्डस्ट्रिज प्रा.लि., बारा ।	Molasses	5,000 MT
63.	जगदम्बा इन्टरप्राइजेज प्रा.लि., पर्सा ।	M S Scrap	1,000 MT
64.	रिजन एण्ड सिर्जन पश्मिना उद्योग, भक्तपुर	Wool/Pashmina shawl,muffler, sweater etc.	5,000 Pcs
65.	नन्दन घ्यु एण्ड आयल इण्डस्ट्रिज प्रा.लि., बारा ।	Acid Oil/ Fatty acid	300 MT
66.	मारुती पेपर एण्ड केमिकल्स इण्डस्ट्रिज प्रा.लि., पर्सा ।	Kraft Paper	500 MT
67.	नविन पोलिमर उद्योग, बारा ।	Pet Preform	300 MT
68.	सुर्य कत्या उद्योग प्रा.लि., सुनसरी ।	Kattha(Biscuit) Cutch	200 MT 300 MT

Table 21: IEE Approved Industries (In FY 2075/76)

S.N.	Industry Name	Address
1.	भैरवी माई ईट्टा उद्योग प्रा.लि.	लिखु गा.पा. ०१, नुवाकोट
2.	प्रिमियर फूड एण्ड बेभरेज इण्डस्ट्रिज प्रा.लि.	खैरहनी न.पा.०४, चितवन
3.	जय अम्वे स्टील प्रा.लि.,	जानकी गा.पा.वडा नं. ५, बाँके
4.	हिमालय अक्वा एग्रीटेक प्रा.लि.	शुद्धोधन गा.पा.वडा नं. ४, रुपन्देही
5.	सुमेरु पोलिमर्स प्रा.लि.	पनौती न.पा.वडा नं.०९ काभ्रेपलाञ्चोक
6.	सिद्धिविनायक सुगर एण्ड केमिकल इण्डस्ट्रिज प्रा.लि.	गशौला न.पा.वडा नं. १२, महोत्तरी
7.	श्रीनगर एग्रीटेक इण्डस्ट्रिज प्रा.लि.,	शुद्धोधन गा.पा.वडा नं. ४, रुपन्देही
8.	कान्तिपुर फर्मास्युटिकल्स ल्याब प्रा.लि.	पाँचखाल न.पा. वडा नं. ७ काभ्रेपलाञ्चोक
9.	लोटस इण्डस्ट्रिज प्रा.लि.,	कटहरी गा.पा.०३, मोरङ
10.	सगरमाथा प्रिकास्ट सोलुसन्स प्रा.लि.	सुनवल न.पा. वडा नं ०९, नवलपरासी
11.	चायइग्जाजियाइग् ग्राण्ड स्पोन्ज प्रा.लि.	नागार्जुन न.पा. वडा नं. २, काठमाडौं
12.	इष्टर्न फेग्रेन्सेस प्रा.लि.	सिद्धार्थनगर न.पा.०६, रुपन्देही
13.	पशुपति खादय तेल उद्योग,	दुहवि न.पा.वडा नं.०८, सुनसरी
14.	कामाख्या स्टील प्रा.लि.	शिवराज न.पा.वडा न. १०, कपिलवस्तु
15.	क्लासिक पोलिमर्स प्रा.लि.	ओम सतिया गा.पा.वडा नं. ५, रुपन्देही
16.	ह्यासिन सिमेन्ट नारायणी प्रा.लि.	वेनीघाट रोराड गा.पा.वडा नं.२, धादिङ्ग
17.	काबेली सिमेन्ट इण्डस्ट्रिज प्रा.लि.	हल्दीबारी गा.पा.वडा नं. ३, झापा
18.	आरती स्ट्रीप्स प्रा.लि. शाखा - उद्योग १,	बुढिगङ्गा गा.पा.वडा नं..१, मोरङ
19.	हुलास वायर इण्डस्ट्रिज लिमिटेड शाखा उद्योग २	इटहरी उ.म.न.पा. वडा नं.१३, सुनसरी
20.	एभरेष्ट टि उद्योग प्रा.लि.	मेलम्ची न.पा.वडा नं. २, सिन्धुपाल्चोक

21.	गण्डकी उर्जा प्रा.लि.	पोखरा लेखनाथ म.न.पा. वडा नं. ३२ कास्की
22.	यति कार्पेट प्रा.लि.	विरगञ्ज म.न.पा.वडा नं. ३२, पर्सा
23.	वाई.आर.टायर इण्डस्ट्रिज प्रा.लि.	वडा नं. ८, चितवन
24.	गोयल इस्पात प्रा.लि.	रामग्राम न.पा. वडा नं. १०, नवलपरासी
25.	ग्लोबल पोलिटयाडक इण्डस्ट्रिज प्रा.लि.	इटहरी उ.म.न.पा. वडा नं. १३ सुनसरी
26.	मेड्रिक फर्मास्युटिकल्स प्रा.लि.	खैरहनी न.पा. वडा नं. २ चितवन
27.	सिद्धि विनायक स्टिल्स प्रा.लि.	रामग्राम न.पा. वडा नं. १५, नवलपरासी
28.	सूर्य नेपाल प्रा.लि. शाखा - ४,	बुढीगङ्गा गा.पा. वडा नं.१, मोरङ
29.	रियल स्टिल्स प्रा.लि.	विरगञ्ज म.न.पा. वडा नं.२८, पर्सा
30.	रोहतो मेथोलेटम नेपाल प्रा.लि.	बनेपा न.पा. वडा नं. १३ काभ्रे
31.	बि.पि.एस पेट्रोलियम प्रा.लि.	देवचुली न.पा. वडा नं.५, नवलपरासी
32.	प्रेष्टिज कार्पेट इण्डस्ट्रिज	जीतपुर उ.म.न.पा. वडा २३, बारा
33.	मंगलम इण्डस्ट्रिज प्रा.लि. शाखा उद्योग - १	रोहिणी गा.पा. वडा नं. ३, रुपन्देही
34.	मारुती सिमेन्टस लिमिटेड शाखा उद्योग - १	गोलबजार न.पा. वडा नं. ९, सिराहा
35.	मोर्डन डोर एण्ड उड प्रोडक्टस प्रा.लि.	नेपालगञ्ज उ.म.न.पा. वडा नं. १०, बाँके
36.	पाथिभारा माता प्लाईवुड कम्पनी प्रा.लि.	धनपालथान गा.पा. वडा नं. ६, मोरङ
37.	शौर्य सिमेन्ट इण्डस्ट्रिज प्रा.लि.	कर्जन्हा, सिराहा
38.	शुभश्री अग्नि सिमेन्ट उद्योग प्रा.लि.	शितगंगा न.पा. वडा नं. ८, अर्घाखाँची
39.	महालक्ष्मी सलभेन्ट एण्ड रिफाइनरी प्रा.लि.	परवानीपुर गा.पा.वडा नं. ४, बारा.
40.	युनाइटेड सिमेन्ट प्रा.लि.	धुनिवैसी न.पा. वडा नं. ९

Table 22: Revenue Accumulation to the Department of Industries

Fiscal Year	Registration Fee (Rs.)				Renewal Fee (Rs.)			Late Fine for TM Renewal	Deposits for Feited	Others	Total
	Pvt. Ltd.	Partnership Firm	Proprietorship Firm	Trademark, Patent, Design	Partnership Firm	Proprietorship firm	Trade Mark				
2051/52	-	23500	197985	757125	1305	10985	313088	1703	777353	177768	2260812
2052/53	-	26000	116810	862987	2035	9805	151814	4178	57000	210719	1441348
2053/54	-	24600	347840	1946071	1650	14120	570093	8865	209000	1078732	4200971
2054/55	-	6500	17030	2093358	150	7260	740411	4480	4526737	1057362	8453288
2055/56	-	6600	160	2621943	150	4470	339050	27755	-	1147982	4148110
2056/57	-	13000	23710	3041039	620	16430	552072	16675	2850053	78255	6591854
2057/58	-	65	7800	2856925	2000	3490	607877	16275	138100	1718005	5350537
2058/59	-	0	70200	2772594	1210	3260	2863359	10090	-	1976958	7697671
2059/60	-	6500	54600	3121092	365	6070	2009975	10940	229000	2031975	7470517

Fiscal Year	Registration Fee (Rs.)			Renewal Fee (Rs.)			Late Fine for TM Renewal	Deposits for Feited	Others	Total	
	Pvt. Ltd.	Partnership Firm	Proprietorship Firm	Trademark, Patent, Design	Partnership Firm	Proprietorship firm					Trade Mark
2060/61	-	6500	23400	2888247	900	5890	1260237	5955	17000	1933578	6141707
2061/62	-	-	22200	3290274	1050	17725	1523269	13119	52000	2168934	7088571
2062/63	-	-	-	4947210	150	10055	1731737	86900	-	3195086	9971138
2063/64	-	-	-	11000000	-	-	-	392000	12652000	48000	24092000
2064/65	-	-	-	12008470	-	-	-	-	2202031.1	-	14210501.1
2065/66	-	-	-	15112700	-	-	-	-	2399815.73	96338	17608853.73
2066/67	-	-	-	15936250	-	-	-	-	191060	33897	16161207
2067/68	-	-	-	16327950	-	-	-	-	1931060	33897	18292907
2068/69	-	-	-	18716855	-	-	-	-	-	1230805	19947660
2069/70	-	-	-	-	-	-	-	-	-	-	24058600
2070/71	-	-	-	-	-	-	-	-	-	-	21354654
2071/72	-	-	-	-	-	-	-	-	-	-	22597179.95
2072/73	-	-	-	-	-	-	-	-	-	-	41100913.43
2073/74											26287875.00
2074/75											26838600.00
2075/76											50055626.80