

# INDUSTRIAL STATISTICS

Fiscal Year

2073/074 (2016/017)



Government of Nepal

Ministry of Industry

**Department of Industry**

Planning, Monitoring and Evaluation Section

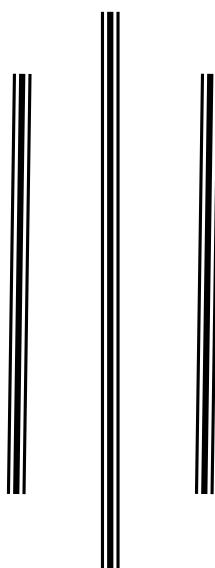
Tripureshwor, Kathmandu

Nepal

# INDUSTRIAL STATISTICS

Fiscal Year

2073/074 (2016/017)



Government of Nepal

Ministry of Industry

**Department of Industry**

Planning, Monitoring and Evaluation Section

Tripureshwor, Kathmandu

Nepal

**Published By:** Department of Industry  
Planning, Monitoring and Evaluation Section  
Tripureshwor, Kathmandu, Nepal  
Tel: +977-1-4261101, 4261168, 4261169  
Fax:- +977-1-4261112  
E-mail: [info@doind.gov.np](mailto:info@doind.gov.np)  
<http://www.doind.gov.np>

Copyright © : 2017, Department of Industry

The department of Industry agrees that the material in this publication may be reproduced in whole or in part and in any form for the education or non-profit uses, especially, for scholarly purpose, without especial permission from the copyright holders, provided that acknowledgement of the source is quoted. However, no use of this publication may be made for resale or other commercial purpose without prior written consent of the publisher. The publisher would appreciate receiving a copy of any publication, which uses the publication as a source.

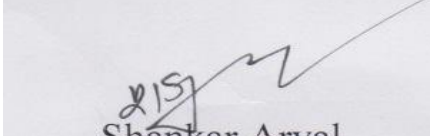
## Acknowledgements

Industrialization is essential for sustainable economic growth. We cannot achieve the high economic growth rate without substantial industrial growth. Industries contribute to the nation with providing employment to people and also increase the national income by utilizing its natural resources and ultimately improve the living standard of the people, which is the prime objective of all development activities.

Data are the important parameters and give actual information to take appropriate decision. Considering the easy accessibility of stockholders, The Department of Industries (DOI) has been publishing industrial statistics for almost two decades and the present edition, 2073/74 (2016/2017) is yet another link of this chain.

I think previous editions of our publications have been useful to academicians, researchers, entrepreneurs, planners, policy makers and bankers to find authentic data and economic analysis. We have confidence that this industrial statistics book will also be equally fruitful to all concerned people and institutions. We expect forward to receive your valuable comments and suggestions for the improvement of this publication in coming editions.

Here I want to give my thanks to Er. Khagendra Bahadur Bashnet, Director; Er. Prasanta Bohara, Director; Er. Prem Subedi, Mechanical Engineer; Mr. Tikaram Wosti, General Statistician; Mr. Chudamani Neupane, Computer Operator and all other personnel of this Department who made their notable contribution in bringing out this annual publication. Thank you.



Shankar Aryal  
Director General

## Table of Contents

Cover Page .....	i
Copyright .....	ii
Acknowledgements .....	iii
Table of Contents .....	iv
List of Tables .....	v
List of Figures .....	vi
Abbreviation and Notes .....	vii
CHAPTER ONE : TOTAL REGISTERED INDUSTRIES STATISTICS .....	1
CHAPTER TWO : INDUSTRY STATISTICS OF INDUSTRIES WITH FOREIGN INVESTMENT .....	164
CHAPTER THREE : MISCELLANEOUS INFORMATION.....	240

## List of Tables

Table 1 Number of Total Industries Registered in (F.Y. 2073/074) .....	2
Table 2 Number of Registered by Category ( F.Y. 2073/074).....	144
Table 3 Number of Industry Registered Scale wise (F.Y. 2073/074) .....	144
Table 4 Number of Industry Registered by Category (Up to F.Y. 2073/074) ..	145
Table 5 Industries Registered - Fiscal Year and Category Wise (Up to 2073/074) .....	146
Table 6 Number of Industry Registered by District (F.Y. 2073/074) .....	158
Table 7 Number of Industries Registered by District (Up to F.Y. 2073/074)...	160
Table 8 List of Industry Registered Foreign Investment (F.Y. 2073/074).....	165
Table 9 Number of Industry Registered with Foreign Investment (F.Y. 2073/074) .....	231
Table 10 Number of Industry Registered with Foreign Investment (Up to F.Y. 2073/074) .....	231
Table 11 Number of Industry Registered with Foreign Investment Scale Wise (F.Y. 2073/074).....	232
Table 12 Number of Industry Registered with Foreign Investment Scale Wise ( Up to F.Y. 2073/074) .....	232
Table 13 Number of Industry Registered with Foreign Investment Country Wise ( F.Y. 2073/074).....	233
Table 14 Number of Industry Registered with Foreign Investment Country Wise ( Up to F.Y. 2073/074).....	235
Table 15 List of Intellectual Property Registered up to F.Y. 2073/074 .....	241
Table 16 Synopsis of the Flow of Facilities through One Window Committee (F.Y. 2050/51 to F.Y. 2073/74) .....	245
Table 17 List of Goods of Industries Recommended for Preferential Export to India (F. Y. (74/2073 .....	246
Table 18 Revenue Accumulation to the Department of Industries (F.Y. 2051/52 to F.Y. 2073/74).....	250

## List of Figures

Figure 1 Percentage distribution of number of industries registered category wise (F.Y. 2073/74) .....	145
Figure 2 Bar Diagram Showing Industrial Registration by F.Y.....	157
Figure 3 Bar Diagram Showing Top Ten Foreign Investors Country Wise ( F.Y. 2073/073).....	238
Figure 4 Bar Diagram Showing Top Ten Foreign Investors Country Wise ( Up to F.Y. 2073/073) .....	239
Figure 5 Bar Diagram Showing National and International Trademark Registered by Fiscal Year .....	242
Figure 6 Bar Diagram Showing National and International Patent Registered by Fiscal Year.....	243
Figure 7 Bar Diagram Showing National and International Design Registered by Fiscal Year.....	244

## Abbreviation and Notes

DOI	: Department of Industry
EIA	: Environmental Impact Assessment
FT	: Foot/Feet
FY(F/Y)	: Fiscal Year
HL	: Hectolitre=100 Liter
IEE	: Initial Environment Examination
Kg	: Kilogram
Km	: Kilometer
Ltr/l	: Liter
Ltd.	: Limited
m/mtr	: Meter
MT	: Metric Ton
No.	: Number
Pbl.	: Public
Pcs	: Pieces
Pkt.	: Packet
Pvt.	: Private
Sq.	: Square
UK	: United Kingdom
USA	: United States of America



**CHAPTER ONE**  
**TOTAL REGISTERED INDUSTRIES STATISTICS**

Table 1 Number of Total Industries Registered in (F.Y. 2073/074)

S.N.	Investor	Industry Name	Address	Total Capital	Fixed Capital	Product and Annual Capacity	Employment
<b>Category: Agro Based ( कृषि तथा वनजन्य)</b>							
1	MR. YU CHIEN-HWA (CHINA (MAINLAND)), MR. NAR BHADUR THANUNNA (NEPAL)	HEAVENLY GREEN HOUSE PVT. LTD.	ललितपुर जिल्ला कार्यविनायक न.पा. वडा नं. ३	10,000,000	7,500,000	ORGANIC VEGETABLE/ FRUITS / FLOWERS 110 MT, COW 30 NOS, BUFFALOES 30 NOS, GOAT 100 NOS, PIG 100 NOS	28
2	MR. HAN CHANGHYUK (SOUTH KOREA)	BICHOOR ORGANIC FARM PVT. LTD.	लमजुङ जिल्ला विचौर गा.वि.स. वडा नं. ३	5,000,000	4,200,000	ORGANIC VEGETABLE 90 MT	16
3	MR. YOUNG NAM KIM (SOUTH KOREA)	PRIME AGRICULTURE PVT. LTD.	ललितपुर जिल्ला कार्यविनायक न.पा. वडा नं. ५	5,000,000	4,500,000	MILK 182500 LTR, VEGETABLE 30 MT, PIG 25 NOS, BUFFALOES 25 NOS	19
4	श्री वसन्त पोडेल	GLOBAL HACHERY PVT. LTD.	नवलपरासी जिल्ला मनरी गा.वि.स.	197,500,000	185,500,000	DAY ONE CHICKS 5200000 NOS., EGGS 20000 NOS., CULLED BIRDS 20000 NOS.	25

S.N.	Investor	Industry Name	Address	Total Capital	Fixed Capital	Product and Annual Capacity	Employment
5	MR. THOMAS LEHMANN (GERMANY), MR. PUJAN BABU BHATTARAI (NEPAL), MR. AAPA PRASAD BHATTARAI (NEPAL)	LEHMANN AND BHATTARAI PVT. LTD.	चितवन जिल्ला कल्याणपुर गा.वि.स. वडा नं. ६	10,000,000	9,030,000	CALF – 40 NOS. PIG – 40 NOS. GOAT – 40 NOS. BUFFALO – 40 NOS. MILK – 365000 LTR 365000 LTR	16
6	MR. MAHAMMAD MEHADI HASAN (BANGLADESH)	MEHADI VEGETABLE ORGANIC FARM HOUSE PVT. LTD.	काठमाडौं जिल्ला शंकरापुर न.पा. वडा नं. ४	5,000,000	4,100,000	ORGANIC VEGETABLE 90 MT	16
7	श्री राजु जोशी	GREEN AQUA-AGRO TECH PVT. LTD.	ललितपुर जिल्ला बज्रवराही न.पा. वडा नं. १६	1,995,000,000	1,850,500,000	खरायो ८००० वटा, खरायोको रौं ४८६० के.जी., पाडापाडी ३५० वटा, हाँस ६५० वटा, अण्डा २०००० वटा, माछा २०३३०० वटा, बाखा ४८० वटा, दूध (बाखाको) १७५०००	230

S.N.	Investor	Industry Name	Address	Total Capital	Fixed Capital	Product and Annual Capacity	Employment
						लिटर, दूध (भैंसीको) १७००००० लिटर, तरकारी ५३० मे.टन, हरियो सागसब्जी ७००००० मुठा	
8	शेराब ग्याल्जेन लामा	KUNDE TIBETIAN HERBAL PRODUCT PVT. LTD.	काठमाडौं जिल्ला नागार्जुन नगरपालिका वडा नं. २	41,000,000	36,000,000	HERBAL POWDER 20 M.T., DRIED HERB 15 M.T., ESSENTIAL OIL 14000 LTR	24
9	MR. JONGDUK LEE (SOUTH KOREA), MR. SUMAN RATNA TULADHAR (NEPAL)	SRIJANA ORGANIC FARM PVT. LTD.	ललितपुर जिल्ला महालक्ष्मी नगरपालिका वडा नं. ७	6,000,000	4,900,000	VEGETABLES 90 M.T.	16
10	श्री कृष्ण प्रसाद बजगाइ	AARAVA NEPAL MODERN AGRICULTUR E COMPANY LTD.	लमजुङ जिल्ला चन्द्रेश्वर गा.वि.स. वडा नं. १	160,000,000	125,290,500	दूध ५४७५०० लिटर, तरकारी १०० मे.टन, फलफुल १०० मे.टन, खसी १०० वटा, कुखुरा २५००० वटा, बंगुर १०० वटा, माछा १००	65

S.N.	Investor	Industry Name	Address	Total Capital	Fixed Capital	Product and Annual Capacity	Employment
						मे.टन, बाच्छावाच्छी १०० वटा, पाठापाठी २०० वटा, मल १० मे.टन	
11	MS. CHRISTIANE ROSALIA F PLOMPEN (BELGIUM), MR. HARI BHADUR TAMANG (NEPAL), MR.CHIRANJIBI GURAGAIN (NEPAL), MS. LAXMI TAMANG (NEPAL), MS. CHANDRA MAYA MAGAR (NEPAL)	MUKTI KRISHI FARM PVT. LTD.	ललितपुर जिल्ला गोदावरी गा.वि.स. वडा नं. ८	10,000,000	8,000,000	VEGETABLE 75 M.T., FRUITS 35 M.T., GOAT 200 NOS, MILK 68000 LITRE	20
12	MS. WU PI LIEN (CHINA (TAIWAN))	YON HUAI INTERNATIONAL COMPANY PVT. LTD.	सोलुखुम्बु जिल्ला गोली गा.वि.स. वडा नं. ८	60,000,000	59,000,000	LOKTA 180 MT, FRUITS 180 MT	20

S.N.	Investor	Industry Name	Address	Total Capital	Fixed Capital	Product and Annual Capacity	Employment
13	MS. WU PI LIEN (CHINA (TAIWAN))	YON HUI INTERNATION AL COMPANY PVT. LTD. UNIT -1	रामेछाप जिल्ला वाम्ति गा.वि.स. वडा नं. १	40,000,000	39,000,000	LOKTA - 130 MT FRUITS - 130 MT (ORANGE , JUNAR , LEMON, MANGO ETC.) 180 MT	15
14	MR. MATTHEW BRAIN FARRELL (USA)	FARRELLS FARM AND ACQUAPONIC S PVT. LTD.	कास्की जिल्ला पोखरा लेखनाथ महानगरपालिका वडा नं. १७	5,000,000	4,100,000	ORGANIC VEGETABLE 90 MT	16
15	श्री प्रदीप कुमार रूँगटा	POSHAK BREEDER FARM PVT. LTD. BRANCH UNIT 1	मकवानपुर जिल्ला हटिया गा.वि.स. वडा नं. २	113,500,000	108,900,000	EGGS 5086210 NOS., CHICKENS 9155 NOS, POULTRY LITTER 161.5 M.T.	33
16	श्री प्रदीप कुमार रूँगटा	OCB FOODS AND FEEDS PVT. LTD. BRANCH UNIT 3	पर्सा जिल्ला उदयपुर घुर्मी गा.वि.स. वडा नं. ८	128,000,000	120,000,000	CHICKS 6637500 NOS, POULTRY LITTER 161.5 M.T.	39

S.N.	Investor	Industry Name	Address	Total Capital	Fixed Capital	Product and Annual Capacity	Employment
17	श्री प्रदीप कुमार रूंगटा	OCB FOODS AND FEEDS PVT. LTD. BRANCH UNIT 4	पर्सा जिल्ला उदयपुर घुर्मी गा.वि.स. वडा नं. ८	107,500,000	102,900,000	EGGS 5086210 NOS, CHICKENS 9155 NOS, POULTRY LITTER 161.5 M.T.	33
18	श्री प्रदीप कुमार रूंगटा	POSHAK BREEDER FARM PVT. LTD. MAIN UNIT	मकवानपुर जिल्ला हटिया गा.वि.स. वडा नं. २	138,100,000	130,000,000	CHICKS 6637500 NOS, POULTRY LITTER 161.5 M.T.	39
19	MR. JONG SIK CHOI (SOUTH KOREA)	NEKO ORGANIC FARMING PVT. LTD.	काठमाडौं जिल्ला झोरमहाकाल गा.वि.स. वडा नं. १	5,000,000	4,100,000	VEGETABLE 90 MT	16
20	श्री टंक प्रसाद शर्मा	NEPAL COLD STORAGE AND WAREHOUSING PVT. LTD.	बाँके जिल्ला सीतापुर गा.वि.स. वडा नं. ४	150,000,000	130,000,000	COLD STORAGE OF VEGETABLES AND FRUITS 10000 M.T.	30
21	MR. JAN AALDRIK HUMMEL (THE NETHERLANDS), MR. KEDAR BINOD PANDEY (NEPAL)	OKHARBOT ORGANIC FARM PVT. LTD.	काभ्रे जिल्ला धुलिखेल नगरपालिका वडा नं. १२	35,000,000	34,000,000	VEGETABLES 150 MT, FRUITS 50 MT	20

S.N.	Investor	Industry Name	Address	Total Capital	Fixed Capital	Product and Annual Capacity	Employment
22	MS. SHACKELFORD LESHIE ANN (USA)	LHA LA LAND PVT. LTD.	कास्की जिल्ला पोखरा लेखनाथ महानगरपालिका वडा नं. १८	5,000,000	4,300,000	VEGETABLE 50 MT, FRUITS 20 MT, HERBS 15 MT	15
23	MR. JOONG LIM CHOI (SOUTH KOREA)	NEKO BANANA FARM PVT. LTD.	कैलाली जिल्ला धनगढी नगरपालिका वडा नं. ५	5,000,000	3,600,000	BANANA FARMING 200 MT	45
24	MR. SUNGTAEK LEE (SOUTH KOREA)	GREEN MOUNTAIN FARM HOUSE PVT. LTD.	ललितपुर जिल्ला, वाग्मती गाउँपालिका ५, ललितपुर	5,000,000	4,060,000	GOAT 250 NOS., GOAD KID 100 NOS., ORGANIC MANURE (BY PRODUCT) 10 MT	10
25	MR. LIN RUIKAI (CHINA (MAINLAND)), MR. YING WEIBIAO (CHINA (MAINLAND)), MS. LI DEZHEN (CHINA (MAINLAND)), MS. LIU XIUJUAN (CHINA (MAINLAND))	KAI XIN FARMING PVT. LTD.	ललितपुर जिल्ला, गोदावरी न.पा.	20,000,000	15,000,000	VEGETABLES 300 MT	25



S.N.	Investor	Industry Name	Address	Total Capital	Fixed Capital	Product and Annual Capacity	Employment
<b>Category: Construction (निर्माण)</b>							
26	श्री पुकार नरसिंह राणा समेत	CITY OF DREAMS PVT.LTD.	काठमाडौं जिल्ला काठमाण्डौ महानगरपालिका वडा नं. ३	1,000,000,000	614,000,000	SHOPPING COMPLEX 86080 SQ.FT	80
27	श्री आइ एम इ ग्रुप प्रा.लि.	MAULAKALI CABLE CAR PVT. LTD.	नवलपरासी जिल्ला गैंडाकोट गा.वि.स. वडा नं. १	240,000,000	233,000,000	केबुलकार यात्रु ३६०००० जना	60
28	उमेशराज शिवाकोटी	SADASHIVA CABLE CAR PVT.LTD.	प्युठान जिल्ला स्वर्गद्वारी गा.वि.स. वडा नं. २	450,000,000	440,000,000	केबुलकार यात्रु ६५०००० जना	32
<b>Category: Energy Based ( उर्जामुलक )</b>							
29	श्री हरिश्चन्द्र शाह	S.C. POWER COMPANY PVT. LTD.	कालीकोट जिल्ला	42,106,600 Thousand	41,400,000 Thousand	जलविद्युत ४२० मे.वा.	80
30	श्री प्रताप गुरुड	HIMSTAR URJA COMPANY PVT. LTD.	ओखलढुङ्गा जिल्ला	898,198,000	891,500,000	जलविद्युत ५ मे.वा.	17
31	श्री सुधीर प्रसाद तिमिल्सिना	UNITED MODI HYDROPOWER LTD. UNIT -1	पर्वत जिल्ला	1,750,854,000	1,726,943,484	जलविद्युत १०.५ मे.वा.	42

S.N.	Investor	Industry Name	Address	Total Capital	Fixed Capital	Product and Annual Capacity	Employment
32	श्री सुधीर प्रसाद तिमिलिसना	UNITED MODI HYDROPOWER LTD. MAIN UNIT	पर्वत जिल्ला	1,297,286,873	1,283,286,873	जलविद्युत १० मे.वा.	42
33	श्री अर्जुन प्रसाद पौडेल	RICHEL JALBIDHYUT COMPANY PVT. LTD.	गोर्खा जिल्ला	827,162,000	816,237,000	जलविद्युत ४.९८ मे.वा.	16
34	श्री राजेन्द्र गौतम	DOLTI POWER COMPANY PVT. LTD.	दैलेख जिल्ला	771,150,208	764,300,000	जलविद्युत ४.५ मे.वा.	100
35	श्री नर बहादुर पुन	DARAM KHOLA HYDRO ENERGY PVT. LTD.	बाग्लुङ जिल्ला रिघा गा.वि.स. वडा नं. ७	1,296,550,000	1,286,036,724	जलविद्युत ७.३ मे.वा.	52
36	श्री मोहन बिक्रम कार्की	SAMLING POWER COMPANY PVT. LTD.	इलाम जिल्ला	1,820,641,228	1,805,498,701	जलविद्युत ९.००८ मे.वा.	52
37	श्री गुरु प्रसाद न्याैपाने	API POWER CO. LTD.	दार्चुला जिल्ला	1,440,000,000	1,429,500,000	जलविद्युत ८ मे.वा.	52
38	श्री शिव प्रसाद घिमिरे	BUNGAL HYDRO PVT. LTD.	बझाङ जिल्ला	150,000,000	145,000,000	जलविद्युत १०.७ मे.वा.	80

S.N.	Investor	Industry Name	Address	Total Capital	Fixed Capital	Product and Annual Capacity	Employment
39	श्री शैलेन्द्र गुरागाइ	SHUVAM POWER LTD.	संखुवासभा जिल्ला	195,000,000	192,000,000	जलविद्युत ९९० कि.वा.	9
40	श्री शैलेन्द्र गुरागाइ	SIURI NYADI POWER PVT. LTD.	लमजुङ जिल्ला	6,752,000,000	6,630,000,000	जलविद्युत ४०.२७ मे.वा.	37
41	श्री मदन कुमार अधिकारी	SIDHHI HYDROPOWER COMPANY PVT. LTD.	इलाम जिल्ला	871,000,000	853,000,000	जलविद्युत १० मे.वा.	18
42	श्री हिम प्रसाद पाठक	SAHAS URJA LIMITED	सोलुखुम्बु जिल्ला	11,860,000,000	11,065,000,000	जलविद्युत ८६ मे.वा.	760
43	श्री रूद्र प्रसाद दाहाल	BARAH MULTIPOWER PVT. LTD.	भोजपुर जिल्ला	2,154,792,000	2,104,792,000	जलविद्युत १५.५० मे.वा.	70
44	श्री प्रताप गुरुङ	APPOLO HYDROPOWER PVT. LTD.	सोलुखुम्बु जिल्ला	200,000,000	196,000,000	जलविद्युत ६ मे.वा.	75
45	श्री विजय मोहन भट्टराई समेत (नेपाल)	MULTI ENERGY DEVELOPMENT PVT. LTD.	रसुवा जिल्ला स्याफ्रुबेसी गा.वि.स.	1,667,220,000	1,657,200,000	विद्युत १० मे.वा.	52

S.N.	Investor	Industry Name	Address	Total Capital	Fixed Capital	Product and Annual Capacity	Employment
46	श्री संजीव कुमार लामा	IRKHUWA HYDROPOWER COMPANY PVT. LTD.	भोजपुर जिल्ला	2,476,781,000	2,426,781,000	जलविद्युत १४.१५ मे.वा.	58
47	श्री ज्ञानेन्द्रलाल प्रधान	SUPER KHUDI HYDROPOWER PVT.LTD.	लमजुङ जिल्ला घनपोखरा गा.वि.स.	3,667,818,093	3,607,818,093	जलविद्युत २६ मे.वा.	67
<b>Category: Manufacturing (उत्पादनमुलक)</b>							
48	श्री धिरज कुमार अग्रवाल समेत	ARATI AGRO PVT.LTD.	नवलपरासी जिल्ला मनरी गा.वि.स. वडा नं. २	240,000,000	130,000,000	RICE 19584 MT, BRO KEM RICE (BY PRODUCT) 4992 MT, BRAN (BY PRODUCT) 4992 MT, HUSK (BY PRODUCT) 4992 MT	81
49	श्री रमेश प्रसाद भण्डारी	CLASSIC TERA TEA INDUSTRIES PVT. LTD.	झापा जिल्ला भद्रपुर नगरपालिका वडा नं. ११	49,000,000	41,000,000	C.T.C. TEA 400000 KG, GREEN TEA 15000 KG, ORTHODOX TEA 25000 KG	57

S.N.	Investor	Industry Name	Address	Total Capital	Fixed Capital	Product and Annual Capacity	Employment
50	MR.NAOSHI YOSHIMURA (JAPAN), MR. RAMESH LAMA (NEPAL)	NEPAL HIMALAYAN CLOTH PVT. LTD.	काठमाडौं जिल्ला काभ्रेस्थली गा.वि.स. वडा नं. १	6,000,000	3,500,000	READYMADE GARMENTS (SHIRT, T-SHIRT, DULLOVER,JACKET, SKIRT, TROUSER, SHORTS ) 60000 PICES	35
51	श्री सुमन अग्रवाल	JAYSHREE FOODS PVT. LTD. BRANCH UNIT-2	नवलपरासी जिल्ला गैडाकोट गा.वि.स. वडा नं. ९	46,500,000	32,500,000	भुजा ४८०० मे.टन, चिउरा ९६०० मे.टन	19
52	श्री अभिषेक श्रेष्ठ	SIDDHI VINAYAK SNACKS AND NOODLES PVT. LTD.	नवलपरासी जिल्ला सुक्रौली गा.वि.स. वडा नं. ९	79,600,000	61,000,000	NOODLES 4000 M.T.	112
53	श्री शुभ प्रताप राणा	BUDDHA INDUSTRIES PVT. LTD.	रुपन्देही जिल्ला सिक्टहन गा.वि.स. वडा नं. २	150,000,000	103,420,000	LP GAS REFILLING 12000 M.T.	47
54	श्री विजयहरि शर्मा	NOBEL GAS UDHYOG PVT. LTD.	धनुषा जिल्ला नक्टाझिज गा.वि.स. वडा नं. १	206,600,000	190,700,000	LP GAS REFILLING 6390 M.T.	49

S.N.	Investor	Industry Name	Address	Total Capital	Fixed Capital	Product and Annual Capacity	Employment
55	श्री सिद्धराज ओझा समेत	SAIPAL GAS PVT.LTD.	कैलाली जिल्ला अत्तरिया न.पा. वडा नं. १३	102,000,000	88,000,000	LP STORAGE & REFILLING 12000 MT	56
56	श्री स्मारक आचार्य	SANBHI GAS UDHYOG PVT.LTD.	सुनसरी जिल्ला बकलौरी गा.वि.स. वडा नं. १	122,000,000	107,000,000	LP STORAGE & REFILLING 12000 MT	56
57	श्री अनुज अग्रवाल समेत	GREEN CONSTRUCTION NEPAL PVT.LTD.	मोरङ जिल्ला कटहरी गा.वि.स. वडा नं. ७	43,200,000	34,100,000	PAVER BLOCK, PRECAST WALL, PRECAST RETAIN WALL, CEMENT CONCRETE CHEQUERED TILES, RCC GRASS PAVER 1800000 SQ.FT, RCC ROAD DIVIDER, RCC EARTHING CHAMBER, RCC DRAINAGE CHANNEL 20000 RUNNING METRE	29
58	श्री संजिव शाह	SANJIBANI PLYWOOD UDHYOG PVT. LTD.	झापा जिल्ला ज्यामिरगढी गा.वि.स. वडा नं. ७	10,000,000	2,500,000	PLYWOOD 150000 SQ.METRE, BOARD 65000 SQ. METRE	21

S.N.	Investor	Industry Name	Address	Total Capital	Fixed Capital	Product and Annual Capacity	Employment
59	श्री राजकिशोर श्रेष्ठ	CHIRAYU PHARMACEUTICALS PVT. LTD.	भक्तपुर जिल्ला चांगुनारायण गा.वि.स. वडा नं. १	366,773,000	356,529,000	TABLETS (NON BETALACTUM & CEPHALOSPORIN) 150 MILLION, CAPSULES (NON BETALACTUM & CEPHALOSPORIN) 70 MILLION, ORAL LIQUID 500 KL, OINTMENT 2 MILLION TUBES, DRY SYRUP 50000 KG	98
60	श्रीमती चन्दा दास	NARAYANI MEDICARE PVT. LTD.	पर्सा जिल्ला चोर्नी गा.वि.स. वडा नं. ७	50,419,000	42,605,000	TABLETS 10 MILLION, CAPSULES 2 MILLION, AVALCHA 500 KG, OINTMENT/CREAM 0.5 M.T.	66
61	श्री दीपक प्रधान	Q.B.D. PHARMACEUTICALS PVT. LTD.	काभ्रे जिल्ला नासिकास्थान सांगा गा.वि.स. वडा नं. ४	341,958,000	325,551,000	TABLETS (INCLUDING VETERINARY PRODUCTS) 70 MILLION, CAPSULES 10 MILLION, ORAL LIQUID (VETERINARY PRODUCTS) 200 KL, OINTMENT 1.5 MILLION	127

S.N.	Investor	Industry Name	Address	Total Capital	Fixed Capital	Product and Annual Capacity	Employment
62	श्री आड छिरिड शेर्पा	AGRO MUSTANG PVT. LTD.	मुस्ताङ जिल्ला मार्फा गा.वि.स. वडा नं. ५	49,000,000	46,500,000	स्याउ २०० मे.टन	22
63	श्री विनित अग्रवाल	PURUS BEVERAGE PVT. LTD.	नुवाकोट जिल्ला ओखरपौवा गा.वि.स. वडा नं. २	241,000,000	185,000,000	पिउने पानी (१ लिटर बोतल) ३६२४०००० ओटा, पिउने पानी (२० लिटर जार) ९९००००० ओटा, पिउने पानी (५०० मि.लि. बोतल) २०००००००० ओटा, पिउने पानी (२०० मि.लि. बोतल) १००००००० ओटा	98
64	श्री शिवशंकर मिश्र	MANGALA CEMENT UDHYOG PVT. LTD.	धादिङ जिल्ला नौबिसे गा.वि.स. वडा नं. ७	430,000,000	320,000,000	ORDINARY PORTLAND CEMENT (OPC) 60000 M.T., PORTLAND POZZOLANA CEMENT (PPC) 80000 M.T., PORTLAND SLAG CEMENT (PSC) 20000 M.T.	129



S.N.	Investor	Industry Name	Address	Total Capital	Fixed Capital	Product and Annual Capacity	Employment
65	श्री विष्णुप्रसाद शर्मा	AARUNGKHOLA BAHUDESSIYA UDHYOG	नवलपरासी जिल्ला बैदौली गा.वि.स. वडा नं. ६	49,500,000	40,000,000	HUM PIPE 100 MT, ELECTRIC POLE 120 MT, CEMENT BLOCKS 600 MT, PRECAST CONCRETE PRODUCTS 700 MT	23
66	श्री अभिमन्यु मल्लाह समेत	AAKASH AGRO INDUSTRIES PVT.LTD.	रुपन्देही जिल्ला धकधई गा.वि.स. वडा नं. ३	169,303,200	140,000,000	RICE 18000 MT, BROKEN RICE 960 MT	19
67	श्री वृजकिशोर चौबे	PRIME PHARMACEUTICALS PVT. LTD.	पर्सा जिल्ला चोर्नी गा.वि.स. वडा नं. ७	332,089,000	320,997,000	TABLETS 12.5 MILLION, CAPSULES 75 MILLION, ORAL LIQUID 300 KL, OINTMENT 5 MILLION	93
68	श्री अनुज अग्रवाल समेत	GREEN OILS PVT. LTD.	मोरङ्ग जिल्ला कटहरी गा.वि.स. वडा नं. ८	100,000,000	32,400,000	LUBRICANT AND GREASE 72000 M.T.	24
69	श्री श्याम सुन्दर अग्रवाल	SHYAM BABA RICE AND FLOUR MILL PVT. LTD.	सुनसरी जिल्ला	246,000,000	208,500,000	RICE 18000 M.T., BROKEN RICE 5400 M.T., MAIDA 15300 M.T., ATTA 5100 M.T., BRAN/CHOKAR 8100 M.T., RICE HUSK 7560 M.T.	72

S.N.	Investor	Industry Name	Address	Total Capital	Fixed Capital	Product and Annual Capacity	Employment
70	श्री चानमल मित्तल	MITTAL AGRO PVT. LTD.	झापा जिल्ला दुवागढी गा.वि.स. वडा नं. ३	230,000,000	140,000,000	MAIDA 38200 M.T., SUJI 6600 M.T., ATTA 6600 M.T., BRAN/CHOKAR 13200 M.T., RICE 8000 M.T., DAL/PULSE 2000 M.T.	80
71	MS. TOBIAS MULLER (SWITZERLAND), MR. PRABIN CHHETRI (NEPAL)	MYSKILL PVT. LTD.	चितवन जिल्ला भरतपुर महानगरपालिका वडा नं. १४	10,000,000	7,500,000	CEMENT TILES 200000 NOS, CEMENT PAVERS 400000 NOS, CEMENT BRICKS & BLOCKS 200000 NOS, WOODEN FURNITURE 1000 NOS	27
72	श्री दिव्यलक्ष्मी शाक्य	DIGBIJAY PAINTS INDUSTRIES PVT. LTD.	चितवन जिल्ला खैरहनी गा.वि.स. वडा नं. २	180,000,000	132,000,000	CEMENT PAINTS 15 M.T., EXTERIOR WALL PUTTY 16000 M.T., ENAMEL PAINT 25 M.T.	125
73	M/S AURO POWER SYSTEMS PVT. LTD. (INDIA), M/S VENTURE INVESTMENTS PVT. LTD (NEPAL)	AURO POWER SYSTEMS NEPAL PVT. LTD.	ललितपुर जिल्ला कार्यविनायक न.पा. वडा नं. १	11,000,000	7,650,000	SOLAR POWER SYSTEM 1200 PROJECT	24

S.N.	Investor	Industry Name	Address	Total Capital	Fixed Capital	Product and Annual Capacity	Employment
74	श्री शान्ता बुढाथोकी	HAMIKNIT INDUSTRIES PVT. LTD.	काठमाडौं जिल्ला गोकर्णेश्वर नगरपालिका (साविक गोकर्णेश्वर गा.वि.स) वडा नं. १३	37,000,000	34,000,000	PASHMINA SHAWL 10500 PCS, KNITWEAR (SWEATER, PULLOVER ETC.) 2250 PCS	25
75	MR. CAO DA QIAN (CHINA (MAINLAND)), MR. MAO CHANG LING (CHINA (MAINLAND))	NEPAL E.V. COMPANY PVT. LTD.	ललितपुर जिल्ला कार्यविनायक न.पा. वडा नं. ५	40,000,000	19,000,000	TWO WHEELER MOTORBIKE, 500 NOS, THREE- WHEELER VAN 400 NOS, FOUR – WHEELER VAN 400 NOS, SIX – WHEELER VEHICLE 100 NOS	31
76	MS. SUN YAN HUA (CHINA (MAINLAND))	C.E.C. VEHICLES COMPANY PVT. LTD.	ललितपुर जिल्ला कार्यविनायक न.पा. वडा नं. ५	40,000,000	19,700,000	ASSEMBLY OF ब्याट्रीबाट चल्ने TWO WHEELER MOTORBIKE/SCOOT ER, THREE WHEELER VAN, FOUR WHEELER VAN र SIX WHEELER VEHICLE	31

S.N.	Investor	Industry Name	Address	Total Capital	Fixed Capital	Product and Annual Capacity	Employment
						ASSEMBLE गरी उत्पादन गर्ने 400 NOS, THREE WHEELER VAN, FOUR WHEELER VAN 400 NOS, SIX WHEELER VEHICLE ASSEMBLE 100 NOS	
77	खुमा प्रसाद अर्याल	KHILUNG KALIKA AGRO FARM PVT. LTD. UNIT 1	स्याङ्जा जिल्ला पुतलीबजार नगरपालिका वडा नं. ७	47,750,000	43,750,000	ORGANIC FERTILIZER 3250000 KG	25
78	MR. TARUN KUMAR SHARMA (INDIA)	NEER INCORPORATI ON PVT. LTD.	काठमाडौं जिल्ला टोखा नगरपालिका वडा नं. १४	10,000,000	5,250,000	SOLAR PV SYSTEM FOR HOME APPLIANCES 500 SETS, SOLAR PV SYSTEM FOR LIGHTING SYSTEM 4000 SETS	24
79	MR. QIU RU PENG (CHINA (MAINLAND)), MR. LIU RONG (CHINA	NEZHONG INDUSTRIES PVT. LTD.	मकवानपुर जिल्ला हेटौडा नगरपालिका वडा नं. ८	40,000,000	19,200,000	ASSEMBLY OF TWO WHEELER MOTORBIKE/SCOOT ER 400 NOS,	31

S.N.	Investor	Industry Name	Address	Total Capital	Fixed Capital	Product and Annual Capacity	Employment
	(MAINLAND)), M/S NE ZHONG TRADERS PVT. LTD. (NEPAL)					ASSEMBLY OF THREE WHEELER VAN 400 NOS, ASSEMBLY OF FOUR WHEELER VAN 400 NOS, ASSEMBLY OF SIX WHEELER VEHICLE 100 NOS	
80	श्री केशव विक्रम खड्का	DAONNE FEEDS PVT. LTD.	रुपन्देही जिल्ला सिद्धार्थनगर नगरपालिका वडा नं. ४	150,000,000	109,200,000	MASH FEED 40800 M.T., PELLET FEED 26400 M.T.	34
81	MR. ZHOU CHANGZHANG (CHINA (MAINLAND)), MR. XIAO YUNXIU (CHINA (MAINLAND)), MR. SHI XIAOJUN (CHINA (MAINLAND)), MR. LU LIZHAO (CHINA (MAINLAND)), MR. XIAO YUHUAN (CHINA (MAINLAND))	ENERGY MATERIALS EQUIPMENT PVT. LTD.	काठमाडौं जिल्ला चन्द्रागिरी न.पा. वडा नं. १३	30,000,000	27,000,000	METAL CONTAINER 15000 PIECS	15

S.N.	Investor	Industry Name	Address	Total Capital	Fixed Capital	Product and Annual Capacity	Employment
82	MR. YEUN SOO CHOI (SOUTH KOREA), MS. SEONJEONG YOM (SOUTH KOREA), MR. SAGAR BISTA (NEPAL)	AADHARSHIL A BRICKS PVT. LTD.	काठमाडौं जिल्ला चन्द्रागिरी न.पा. वडा नं. १३	49,000,000	41,000,000	CONCRETE BLOCK 1920000 PIECS	50
83	श्री सुदीप पौडेल	ROYAL PLASTIC INDUSTRIES PVT. LTD.	चितवन जिल्ला रत्ननगर नगरपालिका वडा नं. ३	49,000,000	34,400,000	FLEXIBLE GARDEN PIPE (PVC PIPE) 350 M.T., HDPE PIPES 150 M.T., PPR PIPES 200 M.T	49
84	MR. NICHOLAS JOHN (AUSTRALIA)	FROM THE GROUND UP ENTERPRISES PVT. LTD.	काठमाडौं जिल्ला शंकरापुर न.पा. वडा नं. १०	5,000,000	3,500,000	CEMENT CLAY BLOCKS 400000 NOS, CEMENT CLAY PAVERS 400000 NOS	22
85	श्री रोहित कुमार अग्रवाल	MOHAN PAPER MILLS PVT. LTD.	बारा जिल्ला	240,000,000	185,600,000	KRAFT PAPER 12000 M.T., WRITING AND PRINTING PAPER 13200 M.T., NEWS PAPER 1440 M.T., COLOR PRINTING PAPER 2160 M.T.	75

S.N.	Investor	Industry Name	Address	Total Capital	Fixed Capital	Product and Annual Capacity	Employment
86	श्री निकोलस पाण्डे	A.A.C. ITTA UDHYOG PVT. LTD.	धादिङ जिल्ला पिडा गा.वि.स. वडा नं. २	77,200,000	67,400,000	AUTOCLAVED AERATED CONCRETE (AAC) BLOCK 50000 CUBIC METRE, AUTOCLAVED AERATED CONCRETE (AAC) BRICKS 4500000 CUBIC METRE	58
87	MR. YANG LIMING (CHINA (MAINLAND)), MR. ZHU XIAOMING (CHINA (MAINLAND))	COCA NEW BUILDING MATERIALS PVT. LTD. UNIT 1	ललितपुर जिल्ला कार्यविनायक न.पा. वडा नं. ११	30,000,000	18,100,000	EPS SANDWICH PANEL 600000 SQ.METAR	24
88	M/S SUNFARMER NEPAL PVT. LTD. (USA)	SUNFARMER NEPAL PVT.LTD. BRANCH INDUSTRY-1	ललितपुर जिल्ला ललितपुर महानगरपालिका वडा नं. २	13,820,000	10,782,000	SOLAR SYSTEM FOR INSTITUTION 70 SETS, SOLAR SYSTEM FOR IRRIGATION 1000 SEATS	12
89	MR. XIANG QUN FANG, MR. FANG PEICHUAN	LIFELONG BUILDING MATERIALS PVT. LTD.	ललितपुर जिल्ला ललितपुर महानगरपालिका वडा नं. ८	35,000,000	26,100,000	PVC TILES/ PVC LIGHT COVER/ PVC FALSE CEILING 300 M.T.	17

S.N.	Investor	Industry Name	Address	Total Capital	Fixed Capital	Product and Annual Capacity	Employment
90	M/S EMPOWER GENERATION (USA)	EMPOWER GENERATION NEPAL PVT. LTD.	चितवन जिल्ला रत्ननगर नगरपालिका वडा नं. १७	8,000,000	5,000,000	10 WATT SOLAR HOME SYSTEM 150 UNIT, 20 WATT SOLAR HOME SYSTEM 50 UNIT	7
91	MR. SARBJIT SINGH ANTHAK (INDIA)	NEWTAKE INTERIOR AND FURNISHING PVT. LTD.	ललितपुर जिल्ला महालक्ष्मी नगरपालिका वडा नं. ६	10,000,000	4,300,000	WOODEN FURNITURE 4500 NOS	16
92	श्री अनुपम राठी	SWASTIK POLYMER PVT. LTD.	मोरङ जिल्ला हात्तिमुडा गा.वि.स. वडा नं. ९	243,500,000	151,000,000	HOUSEHOLD GOODS (BUCKETS, CONTAINERS, DRUMS AND MUGS ETC.) 840 M.T., SCRAP 16.8 M.T.	46
93	श्री अमित अग्रवाल	SHUVA LAXMI METAL INDUSTRIES PVT. LTD.	बारा जिल्ला भवानीपुर जितपुर गा.वि.स. वडा नं. ७	200,000,000	137,000,000	LPG CYLINDERS 720000 NOS	97
94	श्री नन्द किशोर राठी	PREMIER STEEL PVT. LTD.	सुनसरी जिल्ला दुहवी गा.वि.स. वडा नं. ३	249,000,000	129,000,000	TMT BAR 120000 M.T., CHANNEL 40000 M.T., ANGLE 20000 M.T., SQUARE RODS PATTI 20000 M.T.	208



S.N.	Investor	Industry Name	Address	Total Capital	Fixed Capital	Product and Annual Capacity	Employment
95	श्री राजेश कुमार गुप्ता	BHADRAPUR AGRO PVT. LTD.	झापा जिल्ला भद्रपुर नगरपालिका वडा नं. ३	237,700,000	184,500,000	STEAMED RICE 8100 M.T., PLAIN RICE 5400 M.T., BROKEN RICE 4050 M.T., RICE BRAN 1890 M.T., RICE HUSK 5670 M.T.	72
96	M/S SIMULTAAN B.V. (THE NETHERLANDS)	CHARGE NEPAL PVT. LTD.	कास्की जिल्ला पोखरा लेखनाथ महानगरपालिका वडा नं. १६	5,500,000	3,000,000	SOTAR PV SYSTEM FOR HOME APPLIANCES 1000 SEATS, SOTAR PV SYSTEM FOR LIGHTING SYSTEM 1000 SEATS	22
97	श्री श्रद्धा संघई	GREEN TYRE PVT. LTD.	मोरङ जिल्ला कटहरी गा.वि.स. वडा नं. ७	129,800,000	106,800,000	TYRE OF VARIOUS SIZES 500000 NOS	91
98	श्री सुशील कुमार शर्मा	JAGADAMBA CONCRETO PVT. LTD.	पर्सा जिल्ला चोर्नी गा.वि.स. वडा नं. ७	205,000,000	187,200,000	AUTOCLAVED AERATED CONCRETE (AAC) BLOCKS (12×8×4" SIZE) 10000000 NOS.	60
99	श्री पुरुषोत्तम संघई	GORAHI CLINKER GRINDING UDHYOG PVT. LTD.	दाङ जिल्ला लक्ष्मीपुर गा.वि.स. वडा नं. ६	8,945,997,000	7,579,780,000	ORDINARY PORTLAND CEMENT (OPC) 54000 M.T., PORTLAND POZZOLANA	251

S.N.	Investor	Industry Name	Address	Total Capital	Fixed Capital	Product and Annual Capacity	Employment
						CEMENT (PPC) 36000 M.T., CLINKER 880500 M.T.	
100	श्री निर्वाण कुमार चौधरी	C.G. FOODS NEPAL PVT. LTD. BRANCH 1	ललितपुर जिल्ला कार्यविनायक न.पा. वडा नं. ३	49,700,000	43,000,000	INSTANT NOODLES 1550 M.T.	152
101	श्री निर्वाण कुमार चौधरी	C.G. FOODS NEPAL PVT. LTD. BRANCH 2	ललितपुर जिल्ला कार्यविनायक न.पा. वडा नं. ३	49,800,000	44,800,000	EXTRUDED SNACKS (CHEESE BALLS) 300 M.T., POTATO WAFER 100 M.T.	98
102	श्री दीपक पाण्डे	MANASALU HIMALAYAN JADIBUTI PVT. LTD.	काठमाडौं जिल्ला तारकेश्वर नगरपालिका वडा नं. १०	10,000,000	6,000,000	ESSENTIAL OIL 20000 LTR, HERBAL POWDER 14 M.T.	21
103	श्री भूपाल तामाङ समेत	KEVA PHARAMCEUTICALS PVT. LTD.	चितवन जिल्ला रत्ननगर नगरपालिका वडा नं. १६	178,384,000	170,133,000	TABLETS 50 MILLION, CAPSULES 10 MILLION	120
104	श्री हरिकृष्ण अधिकारी	GURU CASHMERE AND BLENDS PVT. LTD.	काठमाडौं जिल्ला गोकर्णेश्वर नगरपालिका (साविक गोकर्णेश्वर	10,000,000	4,700,000	SHAWL 24000 PCS, STOLE 24000 PCS, MUFFLER 24000 PCS, SWEATER 2000 PCS, CAP 2000 PCS	55

S.N.	Investor	Industry Name	Address	Total Capital	Fixed Capital	Product and Annual Capacity	Employment
			गा.वि.स) वडा नं. १४				
105	श्री राहुल कुमार अग्रवाल	BALAJI STEELS PVT. LTD.	कपिलवस्तु जिल्ला शिवपुर गा.वि.स. वडा नं. ८	249,000,000	150,000,000	TMT BAR 20000 M.T., WIRE ROD 10000 M.T., MS CHANNEL/ANGLE/S TRIPS/ H BEAM 10000 M.T., NUT BOLT, NAILS AND HOOK 3000 M.T., GI WIRE, HB WIRE AND BARBED WIRE 3000 M.T., BLACK PIPE IN ROUND 2000 M.T., GI/GP PIPES FROM 1/2" TO 10" DIAMETER 2000 M.T.	195
106	M/S GANGLA NATIONALITY ARTICLE CO. LTD. (CHINA (MAINLAND))	GANGLA NATIONALITY ARTICLE NEPAL PVT. LTD.	काठमाडौं जिल्ला बुढानिलकण्ठ नगरपालिका वडा नं. २	10,000,000	6,000,000	FABRIC TENT 5000 NOS, BED COVER 30000 NOS, CAR COVER 20000 NOS, TABLE COVER 8000 NOS	40
107	M/S DENTIUM CO.LIMITED (SOUTH KOREA)	HIMALAYAN DIGITAL CENTER PVT. LTD.	काभ्रे जिल्ला धुलिखेल नगरपालिका वडा नं. ५	45,000,000	33,500,000	ZRICONIA CROWN 20000 NOSS	35

S.N.	Investor	Industry Name	Address	Total Capital	Fixed Capital	Product and Annual Capacity	Employment
108	MR. XU DEXIANG (CHINA (MAINLAND))	HIMALAYAN PET PRODUCTS COMPANY PVT.LTD.	बारा जिल्ला रामपुर (टोकनी) गा.वि.स. वडा नं. ३	20,000,000	15,000,000	ANIMAL FEED 21000 M.T.	25
109	श्री दिलिप कुमार अग्रवाल	JANAVI PLASTOCAB PVT. LTD.	बारा जिल्ला लिपनीमाल गा.वि.स. वडा नं. ८	152,600,000	104,000,000	ELECTRICAL NON METALIC TUBING (ENT) & FITTINGS CONDUCTS, SLAB BOXES, JUNCTION BOXES, CONNECTOR ETC. 4500 M.T.	40
110	श्री महेश कुमार जाजु	LIFE BEVERAGE PVT. LTD.	सुनसरी जिल्ला सोनापुर गा.वि.स. वडा नं. २	249,000,000	133,025,000	FRUIT JUICE 50000 KL	53
111	श्री राहुल कुमार अग्रवाल	BALAJI CEMENT INDUSTRIES PVT. LTD.	कपिलवस्तु जिल्ला शिवगढी गा.वि.स. वडा नं. ८	544,000,000	397,000,000	ORDINARY PORTLAND CEMENT (OPC) 146000 M.T., PORTLAND POZZOLANA CEMENT (PPC) 200000 M.T., PORTLAND SLAG	120

S.N.	Investor	Industry Name	Address	Total Capital	Fixed Capital	Product and Annual Capacity	Employment
						CEMENT (PSC) 50000 M.T.	
112	श्री माइकल कर्माचार्य	COUNTRY VEGEOIL PVT. LTD.	चितवन जिल्ला भरतपुर महानगरपालिका वडा नं. १८	192,000,000	141,000,000	REFINED SOYABEAN OIL 2500 M.T., REFINED SUNFLOWER OIL 3500 M.T.	42
113	श्री राम निवास काबरा	KWALITY NOODLES INDUSTRIES PVT. LTD.	मोरङ्ग जिल्ला हात्तिमुडा गा.वि.स. वडा नं. ४	170,000,000	147,690,000	INSTANT NOODLES 7000 M.T.	53
114	श्री शंकर शाह	A.G. LIME AND MINERALS INDUSTRY PVT. LTD.	तनहुँ जिल्ला घाँसीकुवा गा.वि.स. वडा नं. ६	249,000,000	215,000,000	ACTIVE LIME (CAO) 24000 M.T., HYDRATED LIME (CA(OH)2) 6000 M.T., DOLOMITE POWDER 24000 M.T., LIME POWDER 15000 M.T., AGRICULTURE LIME POWDER 7500 M.T., VERMILIONS OF	65

S.N.	Investor	Industry Name	Address	Total Capital	Fixed Capital	Product and Annual Capacity	Employment
						VARIOUS TYPES (ABIR, SINDHUR, KESHARI ETC. ) 150 M.T.	
115	MRS. LATA AGRAWAL (INDIA)	SAURYA INDUSTRIES PVT. LTD.	रुपन्देही जिल्ला छिपागढ गा.वि.स. वडा नं. ७	34,556,283	25,125,530	FIBER GLASS SHEET (PLAIN AND CORRUGATED) 288000 SQ.METAR, FIBER GLASS ITEMS 50000 PIECS	30
116	श्री सन्दीप कुमार अग्रवाल	SHIVASHAKTI PACKAGING PVT. LTD.	पर्सा जिल्ला चोर्नी गा.वि.स. वडा नं. ४	330,213,260	142,700,000	PLASTIC FILM SHEET POUCH MULTI LAYER PLASTIC FILM TUBE 6000 M.T., LAMINATED POUCH ROLL SHEET 1200 M.T., LAY FLAT TUBE 3000 M.T., PET PREFORM, PET BOTTLE, PET JAR 1200 M.T., MOULDED FURNITURE 800 M.T., INJECTION MOULDING PRODUCTS 800 M.T., BLOW MOULDING PRODUCTS 400 M.T.	102

S.N.	Investor	Industry Name	Address	Total Capital	Fixed Capital	Product and Annual Capacity	Employment
117	M/S SME GROUP INVESTMENT CO. LTD. (CHINA (MAINLAND)), M/S SHAILUNG CONSTRUCTION CO. PVT. LTD. (NEPAL)	SHAILUNG AND SME STEEL PVT. LTD.	नवलपरासी जिल्ला कावासोती गा.वि.स. वडा नं. २	240,000,000	150,000,000	MILD STEEL ROD AND TMT BAR 400000 MT	110
118	श्री अमित अग्रवाल	SHIKHAR CEMENT UDHYOG PVT. LTD.	कपिलवस्तु जिल्ला शिवगढी गा.वि.स. वडा नं. ७	650,000,000	461,000,000	PORTLAND POZZOLANA CEMENT (PPC) 120000 M.T., PORTLAND SLAG CEMENT (PSC) 120000 M.T., ORDINARY PORTLAND CEMENT (OPC) 120000 M.T.	60
119	श्री हरि प्रसाद भट्ट	NEPAL FASHION PVT. LTD.	काठमाडौं जिल्ला टोखा नगरपालिका वडा नं. १३	20,000,000	10,000,000	READYMADE GARMENTS 105000 PCS, WOOLEN GARMENTS 45000 PCS	112
120	MR. WILLIAM STEVEN HISCOCK (CANADA)	ZHEN PHEN WOOD PRO PVT. LTD.	काठमाडौं जिल्ला गोकर्णेश्वर नगरपालिका	17,144,900	1,300,000	SAWMILL HD/W/HYD- 9 NOS, SAWMILL LM29/W/HYD- 3 NOS	4

S.N.	Investor	Industry Name	Address	Total Capital	Fixed Capital	Product and Annual Capacity	Employment
			(साविक गोकर्णेश्वर गा.वि.स) वडा नं. १२				
121	श्री सरोज डंगोल	BUNGAMATI ITA TILES UDHYOG PVT. LTD.	ललितपुर जिल्ला ललितपुर महानगरपालिका वडा नं. १	50,000,000	45,000,000	BRICKS 14000000 PCS	244
122	श्री घनश्याम काबरा	KWALITY THAI FOODS PVT. LTD. BRANCH 2	मोरङ जिल्ला कटहरी गा.वि.स. वडा नं. ९	49,000,000	36,000,000	FRUIT JUICE 1000 KL, VEGETABLE JUICE 400 KL, ENERGY DRINKS (NON ALCOHOLIC) 700 KL, DRY FRUIT DRINKS 400 KL	30
123	MR. GURBHEJ SINGH (INDIA)	GURAYA FOOD PRODUCTS PVT. LTD.	ललितपुर जिल्ला बज्रवराही न.पा. वडा नं. २	40,000,000	32,000,000	PUFF PASTRY 100 MT, BISCUITS 200 MT, COOKIES 100 MT, CHEESE BALLS/BREAD/POTATO CRACKER 2500 MT, JUICE 2000 KL	57
124	MR. CHESTER S. ZYGMANT III (USA)	PRANA VINIRMANA PVT. LTD.	ललितपुर जिल्ला कार्यविनायक न.पा. वडा नं. ६	10,000,000	8,000,000	SHOES 3000 PAIRS, BOOTS 3000 PAIRS, SANDALS 3000 PAIRS	20



S.N.	Investor	Industry Name	Address	Total Capital	Fixed Capital	Product and Annual Capacity	Employment
125	MR. RAJINDRA PRASAD (INDIA), MR. LOK NATH PARAJULI (NEPAL)	KOSHI JAL UDHYOG PVT. LTD.	काठमाडौं जिल्ला किर्तिपुर नगरपालिका वडा नं. १३	10,000,000	8,000,000	PURIFIED DRINKING WATER IN BOTTLE 2246 KL, PURIFIED DRINKING WATER IN JAR 3370 KL	23
126	M/S VISOLPL S.C (SPAIN), MR. PUSPA RAJ TIMILSINA (NEPAL)	BUDHA POWER PVT. LTD.	कास्की जिल्ला पोखरा लेखनाथ महानगरपालिका वडा नं. ५	30,000,000	9,100,000	HOME APPLINCE 500 NOS, LIGHTING SYSTEM 4000 NOS	33
127	MR. SHU JIN YUN (CHINA (MAINLAND)), MR. HE LONG BO (CHINA (MAINLAND)), MR. YU HENG YI (CHINA (MAINLAND)), MR. LONG YUNBIN (CHINA (MAINLAND))	HENG YUN MEAT PROCESSING COMPANY PVT. LTD.	ललितपुर जिल्ला कार्यविनायक न.पा. वडा नं. ५	20,000,000	13,000,000	SNACKS (CHEESE BALLS, CHEESE RINGS, POTATO CHIPS, PALLETS KURKURE TYPE SNACKS ETC. 300 MT	30
128	MR. PU JIN SHUI (CHINA (MAINLAND)), MR. PU LONG PING (CHINA (MAINLAND))	HE DONG NEW ENERGY INDUSTRIES PVT. LTD.	ललितपुर जिल्ला कार्यविनायक न.पा. वडा नं. १	10,000,000	6,600,000	TWO WHEELER MOTORBIKE 500 NOS, THREE WHEELER CARRIER ASSEMBLE 200 NOS	31

S.N.	Investor	Industry Name	Address	Total Capital	Fixed Capital	Product and Annual Capacity	Employment
129	श्री मनिषा राई	MEERA BIO-TECH PVT. LTD.	भक्तपुर जिल्ला चांगुनारायण गा.वि.स. वडा नं. ६	234,225,000	186,400,000	TABLETS 25 MILLION, CAPSULES 5 MILLION	112
130	श्री साकेत मुरारका	ANNAPURNA CEMENT COMPANY PVT. LTD.	मोरङ जिल्ला हात्तिमुडा गा.वि.स. वडा नं. ९	3,705,000,000	3,200,000,000	PORTLAND POZZOLANA CEMENT (PPC) 60000 M.T., PORTLAND SLAG CEMENT (PSC) 7500 M.T., ORDINARY PORTLAND CEMENT (OPC) 22500 M.T.	13
131	श्री रजनीश करनानी	BHAGAWATI LAMINATES PVT. LTD.	झापा जिल्ला ज्यामिरगढी गा.वि.स. वडा नं. ५	642,500,000	568,500,000	PLYWOOD (3-36 MM THICKNESS) 3420000 SQ.M., LAMINATES (SIZE 8*4' THICKNESS: 0.6-1.5 MM) 1200000 PCS	57
132	MR. MUNA CHAUDHARI (NEPAL), MR. ROHIT RAJ (NEPAL), MR. MADAN MOHAN PRASAD (INDIA), MR. SANJAY KUMAR JAISHAWAL (INDIA)	JAYA MATADI LEAD BATTERY UDHYOG PVT. LTD.	पर्सा जिल्ला चोर्नी गा.वि.स. वडा नं. ५	50,000,000	41,700,000	EAD ACID BATTERY 40000 NOS, SOLAR BATTTERY 20000 NOS, / LEAD ACID BATTERY PLATE 15 MT	23

S.N.	Investor	Industry Name	Address	Total Capital	Fixed Capital	Product and Annual Capacity	Employment
133	श्री विजय कुमार कनौड़िया	ATAL CEMENT PVT. LTD.	कपिलवस्तु जिल्ला शिवगढी गा.वि.स. वडा नं. ८	597,900,136	387,755,081	PORTLAND POZZOLANA CEMENT (PPC) 250 TONNES/DAY, ORDINARY PORTLAND CEMENT (OPC) 250 TONNES/DAY, PORTLAND SLAG CEMENT (PSC) 250 TONNES/DAY	87
134	श्री निर्वाण कुमार चोधरी	C.G. ELECTRONICS PVT. LTD. BRANCH 2	नवलपरासी जिल्ला देवचुली वडा नं. २	45,000,000	30,800,000	LED BULB AND FIXTURES 5000000 PC	59
135	M/S SHANGHAI CHINLLENGE GASES CO. LTD. (CHINA (MAINLAND))	SCGC NEPAL GAS PVT. LTD.	नवलपरासी जिल्ला वेणीमणीपुर गा.वि.स. वडा नं. ३	5,000,000	4,000,000	OXYGEN GAS 54400 CU.M., NITROGEN GAS 108800 CU.M.	19
136	श्री विष्णु प्रसाद बास्तोला	ROYAL PHARMACEUT ICALS PVT. LTD.	चितवन जिल्ला भरतपुर महानगरपालिका वडा नं. १६	148,200,000	113,200,000	TABLETS 100 MILLION, CAPSULES (HARD GELATIN) 10 MILLION, CAPSULES (SOFT GELATIN) 10 MILLION	55

S.N.	Investor	Industry Name	Address	Total Capital	Fixed Capital	Product and Annual Capacity	Employment
137	श्री निराकार श्रेष्ठ	SIDDHI LAXMI STEEL PVT. LTD.	नवलपरासी जिल्ला सुकौली गा.वि.स. वडा नं. ९	249,500,000	153,500,000	TMT BAR 20000 M.T., WIRE ROD 10000 M.T., MS CHANNEL/ANGLE/S TRIPS/ H BEAM 10000 M.T., NUT BOLT, NAILS AND HOOK 3000 M.T., GI WIRE 1000 M.T., HB WIRE 1000 M.T., BARBED WIRE 1000 M.T., BLACK PIPE IN ROUND, RECTANGULAR OR SQUARE CROSS SECTION 2000 M.T., GI/GP PIPES FROM 1/2" TO 10" DIAMETER 2000 M.T.	197
138	श्री शिव शंकर मिश्र	BAJRA CEMENT PVT. LTD.	चितवन जिल्ला	486,000,000	346,000,000	ORDINARY PORTLAND CEMENT (OPC) 60000 M.T., PORTLAND POZZOLANA CEMENT (PPC) 80000 M.T., PORTLAND SLAG CEMENT (PSC) 40000 M.T.	129

S.N.	Investor	Industry Name	Address	Total Capital	Fixed Capital	Product and Annual Capacity	Employment
139	श्री पशुपति मुरारका	BHUGARBHA CEMENT UDHYOG PVT. LTD.	कपिलवस्तु जिल्ला शिवपुर गा.वि.स. वडा नं. ७	1,157,000,000	868,000,000	ORDINARY PORTLAND CEMENT (OPC) 60000 M.T., PORTLAND POZZOLANA CEMENT (PPC) 150000 M.T.	265
140	डा. वीरिन्द्र प्रसाद महतो	SOPAN PHARMACEUTICALS LIMITED	ललितपुर जिल्ला महालक्ष्मी नगरपालिका वडा नं. ८	600,000,000	510,000,000	TABLETS 100000000 NOS., CAPSULES 5000000 NOS, LIQUID 100000 LITRE, CREAM 1000000 TUBES, DRY POWDER 300000 BOTTLE	82
141	सत्य नारायण क्याल	NARAYANI ISPAT PVT.LTD.	बारा जिल्ला भवानीपुर जितपुर गा.वि.स. वडा नं. ९	820,000,000	559,000,000	TMT STEEL RODS 12500 M.T., ROLLED PRODUCTS ( BAR, ANGLES, CHANNELS, STRIPS ETC.) 75000 M.T., RIBBED WIRE (TORKARI) 10000 M.T., NAILS 2000 M.T., GI WIRE 30000 M.T.	210

S.N.	Investor	Industry Name	Address	Total Capital	Fixed Capital	Product and Annual Capacity	Employment
142	श्री श्याम सुन्दर अग्रवाल	VEDANTA POLYMERS PVT. LTD.	भक्तपुर जिल्ला चांगुनारायण गा.वि.स. वडा नं. ९	200,000,000	170,000,000	INJECTION MOULDED PRODUCTS (CHAIR, UTENSILS ETC.) 1500 M.T., BLOWING PRODUCTS (TANKS ETC) 1080 M.T., STRETCH BLOW PRODUCTS 360 M.T., FILM SECTION PP PRODUCTS (ROLL ETC.) 300 M.T., FILM SECTION LD SHEETS ETC. 480 M.T., PP SUTALI PRODUCTS (PLASTIC ROPES ETC.) 300 M.T., MONOFILAMENT ROPE PRODUCTS 420 M.T., DISPOSABLE PRODUCTS (CUP, GLASS, PLATES ETC. ) 720 M.T., PIPES 840 M.T	297
143	श्री लक्ष्मी प्रसाद फुँयाल	ANTI SNAKE VENUM SERUM RESEARCH AND	सुनसरी जिल्ला बिष्णुपादुका गा.वि.स. वडा नं. ७	886,300,000	850,000,000	ANTI SNAKE VENUM SERUM 1500000 VEILS	400

S.N.	Investor	Industry Name	Address	Total Capital	Fixed Capital	Product and Annual Capacity	Employment
		MANUFACTURING PVT. LTD.					
144	श्री मनिष रूंगटा	ASIAN BRICKS CONCRETO PVT. LTD.	नवलपरासी जिल्ला रामग्राम नगरपालिका वडा नं. १६	239,000,000	210,000,000	PAVERS INCLUDING COLOR 2000000 PCS, CONCRETE BRICKS 6000000 PCS, HOLLOW BRICK 3000000 PCS, KERBS STONE 300000 PCS	60
145	श्री ओमनाथ महर्जन	KHAJURICO NEPAL PVT. LTD. BRANCH 2	चितवन जिल्ला खैरहनी गा.वि.स. वडा नं. ५	145,000,000	125,000,000	PUFF PASTRY 400 M.T., BISCUITS 2500 M.T., COOKIES 600 M.T., BREAD 300 M.T.	81
146	श्री विकास केडिया	VIJAYA IRON AND STEEL PVT. LTD.	कपिलवस्तु जिल्ला शिवगढी गा.वि.स. वडा नं. ७	2,400,945,936	1,490,346,200	REROLLING TMT 264000 M.T., MS ANGLE 1200 M.T., MS CHANNEL 1200 M.T., MS JOIST 1200 M.T., MS SECTION 1200 M.T., GI WIRE 1200 M.T., CTL 1200 M.T., TORKARI 1200 M.T., BINDING WIRE 1200 M.T., NAILS 1200	337

S.N.	Investor	Industry Name	Address	Total Capital	Fixed Capital	Product and Annual Capacity	Employment
						M.T., BARBED WIRE 1200 M.T.	
147	श्री आशिष अग्रवाल	AASHI INDUSTRIES PVT. LTD.	रुपन्देही जिल्ला धकधई गा.वि.स. वडा नं. ८	200,000,000	106,100,000	PVC COIL MAT 3600 M.T., PVC VINYL FLOORING 14400 M.T.	97
148	श्री प्रेम बहादुर श्रेष्ठ	PANCHAKANYA S.S. PVT. LTD. BRANCH INDUSTRY-1	रुपन्देही जिल्ला तिलोत्तमा नगरपालिका (साविक मधवलिया गा.वि.स.) वडा नं. १५	47,500,000	35,500,000	CORRUGATED GI SHEET 1000 M.T.	47
149	श्री ज्ञान प्रसाद भट्टराई	MANAKAMAN A SUGAR INDUSTRIES PVT. LTD.	सर्लाही जिल्ला बरहथवा गा.वि.स. वडा नं. ३	1,367,500,000	1,280,000,000	SUGAR 40500 M.T., MOLASSES (BY PRODUCT) 20250 M.T.	471
150	श्री मन्दु घिमिरे	NIPPON PHARMACEUTICALS PVT. LTD.	मोरङ्ग जिल्ला विराटनगर उप महानगरपालिका वडा नं. १२	332,089,000	320,997,000	TABLETS 75 MILLION, CAPSULES 40 MILLION, ORAL LIQUID 400 KL, OINTMENT 5 MILLION TUBES, ORS 1 MILLION SACHETS	82



S.N.	Investor	Industry Name	Address	Total Capital	Fixed Capital	Product and Annual Capacity	Employment
151	श्री राज कुमार श्रेष्ठ	OM MEGASHREE PHARAMCEUTICALS PVT. LTD.	चितवन जिल्ला भरतपुर महानगरपालिका वडा नं. २९	540,748,870	488,765,931	TABLETS 7300000 NOS, CAPSULES 10000000 NOS, LIQUID 200000 LITRE, OINTMENT 1500000 TUBES	119
152	M/S BRITANNIA INDUSTRIES LIMITED (INDIA)	BRITANNIA NEPAL PVT. LTD.	बारा जिल्ला, सिमरा जितपुर उप म.न.पा. २	1,110,000,000	880,000,000	BISCUITS & BAKERY 14000 MT	345
153	M/S BIOVAC B.V. (NETHERLANDS ANTILLES), M/S INTREPID NEPAL PVT. LTD. (NEPAL), M/S MANUSHI PVT. LTD. (NEPAL)	BIOVAC NEPAL PVT. LTD.	काभ्रे जिल्ला उग्रचण्डी नाला गा.वि.स. वडा नं. १	94,599,900	69,000,000	POULTRY VACCINE INACTIVATED DOSES/ANNUM 100 DOSES IN MILLION, POULTRY VACCINE-LIVE 170 DOSES IN MILLION	41
154	विष्णु प्रसाद न्यौपाने	SARBOTTAM STEELS PVT. LTD.	पर्सा जिल्ला वीरगंज उपनगरपालिका वडा नं. २२	3,278,558,532	1,801,063,100	TMT ROD 264000 M.T., CUT TO LENGTH OF STEEL(CTL) 1200 M.T., MS ANGLE 1200 M.T., MS CHANNEL 1200 M.T., MS JOIST 1200 M.T., MS SECTION 1200 M.T., GI WIRE 1200 M.T., TORKARI 1200 M.T., BINDING WIRE 1200	337

S.N.	Investor	Industry Name	Address	Total Capital	Fixed Capital	Product and Annual Capacity	Employment
						M.T., NAILS 1200 M.T., BARBED WIRE 1200 M.T.	
155	MR. RAVI SHANKER PANSARI (INDIA)	SHRI SATI NEPAL PVT. LTD.	काठमाडौं जिल्ला काठमाण्डौ महानगरपालिका वडा नं. २३	5,000,000	3,600,000	ASSEMBLY OF DESKTOP/LAPTOP COMPUTER 200 NOS., ASSEMBLY OF AIR CONDITIONER 200 NOS., ASSEMBLY OF CURRENCY COUNTING MACHINE 200 NOS.	25
156	श्री नवराज राउत	A.I. METAL CRAFT PVT. LTD.	चितवन जिल्ला खैरहनी गा.वि.स. वडा नं. ४	120,000,000	101,000,000	UPVC ROOFING CORRUGATED SHEETS 600 M.T.	37
157	MR. MICHAEL DAVID HEITTTAND (USA), MR. RONALD ALLAN IVERSON JR (USA), MR. RONALD ALLAN IVERSON JR (USA)	PANCH CHHORI FARM PVT. LTD.	जिल्ला	34,200,000	32,200,000	MILK 100000 LITERS, CALF 20 NOS, PIG 100 NOS, GOAT 1000 NOS, DAIRY CHEESE 800 KG, CURD 3000 KG, MANURE 2000 KG	4
158	श्री पुरुषोत्तम लाल संघई	MORANG CEMENT INDUSTRY PVT. LTD.	मोरङ जिल्ला झोराहाट गा.वि.स. वडा नं. ८	1,523,000,000	1,023,000,000	ORDINARY PORTLAND CEMENT (OPC) 300000 M.T., PORTLAND POZZOLANA CEMENT (PPC)	220

S.N.	Investor	Industry Name	Address	Total Capital	Fixed Capital	Product and Annual Capacity	Employment
						150000 M.T., PORTLAND SLAG CEMENT (PSC) 150000 M.T.	
159	श्री कालु गुरुड	MACHHAPUC HCHHRE BRICK FACTORY PVT. LTD.	तनहुँ जिल्ला जामुने गा.वि.स. वडा नं. ८	297,500,000	265,000,000	BRICKS 11500000 NOS.	196
160	MR. LIU ZIYOU (CHINA (MAINLAND)), MR. JIANG TIANKUN (CHINA (MAINLAND)), MR. LIU ZHAODUO (CHINA (MAINLAND))	DUO LE YOU TRADE COMPANY PVT. LTD.	भक्तपुर जिल्ला सुडाल गा.वि.स. , सूर्यविनायक न.पा. ६, कटुञ्जे	15,000,000	10,000,000	FURNITURE (CHAIR, TABLE, RACK ETC.) 30000 NOS.	31
161	MR. JONG SEOK PARK (SOUTH KOREA), MR. MUKUNDA BHANDARI (NEPAL), MR. AMRIT PRASAD THAPA (NEPAL), MR. HEERA BAHADUR KHAND (NEPAL)	ASIAN U.P.V.C. PVT. LTD.	ललितपुर जिल्ला महालक्ष्मी नगरपालिका वडा नं. १	20,000,000	17,000,000	UPVC WINDOWS AND DOORS 600 MT	25

S.N.	Investor	Industry Name	Address	Total Capital	Fixed Capital	Product and Annual Capacity	Employment
162	MR. WANG MENG (CHINA (MAINLAND)), MR. KONG XIANGPENG (CHINA (MAINLAND))	HAUXING FOOD FACTORY PVT. LTD.	काठमाडौं जिल्ला नागार्जुन नगरपालिका वडा नं. ३	10,000,000	7,000,000	NOODLES 750 M.T.	25
163	MR. YOSHIHIRO NOZAKI (JAPAN)	HIMALAYA GIFT PRODUCTION PVT.LTD.	भक्तपुर जिल्ला, चाँगुनारायण न.पा. ८	5,000,000	3,500,000	GIFT ARTICLES (VISITING CARD, PEN HOLDER, METAL FLOWER AGATE STONE EMBEDDED PRODUCT, PICTURE FRAME, CANDLE HOLDER ETC.) 150000 PCS	22
164	MR. PAN GUOLIANG (CHINA (MAINLAND)), MR. WANG ZICHUN (CHINA (MAINLAND)), MR. TIAN SHILIN (CHINA (MAINLAND)), MR. LONG YUANCHAO (CHINA (MAINLAND)), MS. KUANG HUIJUN (CHINA (MAINLAND))	NEPAL CRAFT EMBROIDERY BAGS COMPANY PVT. LTD.	काठमाडौं जिल्ला, नागार्जुन न.पा. ४	25,000,000	20,050,000	BAG AND LUGGAGE 10000 PCS.	54

S.N.	Investor	Industry Name	Address	Total Capital	Fixed Capital	Product and Annual Capacity	Employment
165	श्री रञ्जन राज सिंह (नेपाल)	MITHILA SUGAR MILLS PVT. LTD.	धनुषा जिल्ला मिथिला वडा नं. ६	2,500,000,000	1,900,000,000	SUGAR 32400 M.T., MOLASSES 18000 M.T.	500
166	श्री प्रदीप कुमार रूँगटा	OCB FOODS AND FEEDS PVT. LTD. BRANCH UNIT 2	बारा जिल्ला परवानीपुर गाउँपालिका गा.वि.स. वडा नं. ३	212,000,000	121,100,000	POULTRY, CATTLE, FISH FEED (PELLET) 90000 M.T., FEED PREMIX 30000 M.T.	53
167	श्री प्रदीप कुमार रूँगटा	OCB FOODS AND FEEDS PVT. LTD. MAIN BRANCH	बारा जिल्ला परवानीपुर गाउँपालिका गा.वि.स. वडा नं. ३	242,500,000	107,500,000	REFINED SOYABEAN OIL 10198 M.T., REFINED RAPESEED OIL 3665 M.T., REFINED SUNFLOWER OIL 3571 M.T., DE-OILED CAKE (PENA) 53715 M.T., LECENHIN 348 M.T., SOAP STOCK 1245 M.T.	113

S.N.	Investor	Industry Name	Address	Total Capital	Fixed Capital	Product and Annual Capacity	Employment
168	MR. TANG YUEBING (CHINA (MAINLAND)), MR. MA QINGTAO (CHINA (MAINLAND)), MS. YANG HONGLING (CHINA (MAINLAND)), MS. XU YUANYUAN (CHINA (MAINLAND)), MR. BAHADUR SINGH CHAD (NEPAL)	HIMALAYAN AGRO PVT. LTD.	काभ्रे जिल्ला गोठपानी गा.वि.स. वडा नं. ६	30,000,000	27,800,000	VEGETABLES 90 MT, FRUITS 8 MT, FLOWERS 2 MT	23
169	MR. JONG WON KIM (SOUTH KOREA)	SHIN WON WIG PVT. LTD.	काठमाडौं जिल्ला, टोखा न.पा. २	10,000,000	5,000,000	WIGS 15000 NOS.	110
170	श्री काठमाडौं डेरी प्रा.लि.	KATHMANDU DAIRY PVT. LTD. BRANCH UNIT 1	ललितपुर जिल्ला ललितपुर महानगरपालिका वडा नं. २८	160,000,000	150,000,000	PASTEURIZED SKIMMED MILK 2186496 LTR, YOGHURT 291270 LTR, BUTTER 4205 KG, GHEE 11773 LTR, PANEER 29200 KG, ICE CREAM 97109 KG	40
171	श्री सुरेश कुमार सर्राफ	GREEN FEED INDUSTRIES PVT. LTD.	धनुषा जिल्ला	245,000,000	182,600,000	POULTRY, CATTLE, AQUA FEED (PELLET) 90000 M.T.	53

S.N.	Investor	Industry Name	Address	Total Capital	Fixed Capital	Product and Annual Capacity	Employment
172	श्री सत्य नारायण क्याल	NARAYANI STEELS PVT. LTD.	पर्सा जिल्ला बगवन्ना गा.वि.स. वडा नं. ६	247,500,000	177,500,000	GI WIRE 40000 M.T., NAILS 5000 M.T., GABION WIRE/ GABION BOX 20000 M.T.	140
<b>Category: Information Technology (सूचना, प्रसारण तथा सञ्चार प्रविधि)</b>							
173	श्री मनोज अग्रवाल	WORLD LINK COMMUNICATIONS PVT. LTD.	ललितपुर जिल्ला ललितपुर महानगरपालिका वडा नं. ३	<b>500,000,000</b>	<b>485,000,000</b>	EMAIL/INTERNET 30000 NOS, VSAT 20 NOS	201
174	MR. FENG YUJIE (CHINA (MAINLAND)), MR. KONG LINGGUO (CHINA (MAINLAND))	QIANXUN SOFTWARE PVT. LTD.	ललितपुर जिल्ला ललितपुर महानगरपालिका वडा नं. १	10,000,000	8,000,000	SOFTWARE DEVELOPMENT PACKAGE 270 PACKAGES	36
175	MR. GU YA (CHINA (MAINLAND)), MR. LI QIANG (CHINA (MAINLAND)), MR. WU WENXING (CHINA (MAINLAND)), MR. LIU RAN (CHINA (MAINLAND)), MR.	D.S.W. TECHNOLOGY PVT. LTD.	काठमाडौं जिल्ला काठमाण्डौ महानगरपालिका वडा नं. ३१	25,000,000	21,000,000	SOFTWARE DEVELOPMENT PACKAGE 300 PACKAGES	90

S.N.	Investor	Industry Name	Address	Total Capital	Fixed Capital	Product and Annual Capacity	Employment
	ZHUO YONG (CHINA (MAINLAND))						
176	M/S YONDER MUSIC INC. (USA)	YONDER MUSIC NEPAL PVT. LTD.	काठमाडौं जिल्ला काठमाण्डौ महानगरपालिका वडा नं. ११, थापाथली	10,000,000	8,000,000	SOFTWARE (MOBILE MUSIC APPS) 5 PACKAGE	40
177	MR. ABHAY KUMAR SHRIVASTAVA (INDIA), MS. ARCHANA SHRIVASTAVA (INDIA)	WELHAMS I.T. PVT. LTD.	काठमाडौं जिल्ला काठमाण्डौ महानगरपालिका वडा नं. १०	10,000,000	7,800,000	SOFTWARE DEVELOPMENT PACKAGE 300 PACKAGES	45
178	श्री कौशल सिलवाल	PRIMUSON PVT. LTD.	काठमाडौं जिल्ला काठमाण्डौ महानगरपालिका वडा नं. २	110,000,000	62,100,000	SOFTWARE DEVELOPMENT 200 PACKAGES	43
179	श्री रमेश कुमार श्रेष्ठ	CLOUD HIMALAYA PVT. LTD.	काठमाडौं जिल्ला काठमाण्डौ महानगरपालिका वडा नं. ११	180,000,000	170,000,000	SOFTWARE DEVELOPMENT 500 NOS., DATA COLLECTION, PROCESSING AND DESIGNING 100 NOS	115



S.N.	Investor	Industry Name	Address	Total Capital	Fixed Capital	Product and Annual Capacity	Employment
180	MR. PAUL ANTHONY ARPS (USA)	ARPS IMPROVEMENT SOFTWARE PVT. LTD.	काठमाडौं जिल्ला काठमाण्डौ महानगरपालिका वडा नं. ४	5,000,000	3,500,000	SOFTWARE DEVELOPMENT 200 PACKAGES	24
181	श्री अजित विक्रम शाह	FLEXTECS NEPAL PVT. LTD.	ललितपुर जिल्ला ललितपुर महानगरपालिका वडा नं. १	3,000,000	1,827,000	SOFTWARE DEVELOPMENT 90 PACKAGES, REPAIR AND MAINTENANCE OF COMPUTER PARTS AND ACCESSORIES 100 JOBS	15
182	MR. JOSEPH FOSTER ELLIS (USA)	CATMANDEW ANIMATION LABS PVT. LTD.	काठमाडौं जिल्ला चन्द्रागिरी न.पा. वडा नं. १४	5,500,000	4,500,000	COMPUTER ANIMATION WORKS 120 NOS., COMPUTER ANIMATION TRAINING 150 NOS.	22
183	M/S VOTO MOBILE INC. (CANADA)	VOTO MOBILE PVT. LTD.	काठमाडौं जिल्ला काठमाण्डौ महानगरपालिका वडा नं. ११	5,000,000	3,850,000	SOFTWARE DEVELOPMENT, 100 NOS	15
184	MS. ZEWENGLAMU (CHINA (MAINLAND)), MS.	LILING SOFTWARE COMPANY PVT. LTD.	ललितपुर जिल्ला, गोदावरी न.पा.	10,000,000	7,700,000	SOFTWARE DEVELOPMENT 300 PACKAGES	44

S.N.	Investor	Industry Name	Address	Total Capital	Fixed Capital	Product and Annual Capacity	Employment
	WU LILING (CHINA (MAINLAND))						
185	MS. JULIA JOHANNA KAMALA GRAFIN ZU STOLBERG (GERMANY)	YETI TRAINING INSTITUTE PVT. LTD.	काठमाडौं जिल्ला काठमाण्डौ महानगरपालिका वडा नं. २, लाजिम्पाट	5,000,000	4,000,000	COMPUTER TRAINING (MICROSOFT OFFICE, MULTIMEDIA, ACCOUNTING PACKAGE, GRAPHICS DESIGN, WEB DESIGN, DESKTOP PUBLISHING, PROGRAMMING ETC.) 600 STUDENTS	19
186	श्री शिरिष धिताल	SMART TECH SOLUTION PVT. LTD.	काठमाडौं जिल्ला काठमाण्डौ महानगरपालिका वडा नं. ३१	20,000,000	12,000,000	SOFTWARE DEVELOPMENT 300 PACKAGES	55
<b>Category : Mineral (खनिज)</b>							
187	MR. LU ZI QIANG (CHINA (MAINLAND)), MR. CUI PENG (CHINA (MAINLAND)), MR. JIAO FUZHOU (CHINA (MAINLAND)), MR.	JIN PENG CHENG MINING COMPANY PVT. LTD.	जाजरकोट जिल्ला खलङ्गा गा.वि.स. वडा नं. १	30,000,000	23,000,000	CARRY OUT FEASIBILITY STUDY AND PROSPECTING WORK FOR PLACER GOLD MINES 1 SITE	40

S.N.	Investor	Industry Name	Address	Total Capital	Fixed Capital	Product and Annual Capacity	Employment
	LUO GAO YUAN (CHINA (MAINLAND)), MR. WANG JIN PENG (CHINA (MAINLAND))						
188	श्री राम मणि भुसाल	TOREX MINES NEPAL PVT. LTD. UNIT 1	कैलाली जिल्ला वेलादेविपुर गा.वि.स. वडा नं. ३	41,700,000	26,700,000	CRUSHED LEAD ORE 191400 CUBIC METRE	20
189	MR. RAVI KUMAR (INDIA), MRS. MINU CHAND (NEPAL)	JAYA BHAWANI MINERALS PVT. LTD.	कैलाली जिल्ला अत्तरिया न.पा. वडा नं. ३	10,000,000	8,200,000	TALC POWDER 4000 MT	70
<b>Category : Service (सेवामुलक)</b>							
190	MR. LIU YONG (CHINA (MAINLAND)), MR. YAO LICHENG (CHINA (MAINLAND)), MR. ZHU YAMING (CHINA (MAINLAND))	HUA MING SOFTWARE DEVELOPME NT PVT. LTD.	काठमाडौं जिल्ला काठमाण्डौ महानगरपालिका वडा नं. २०	15,000,000	12,500,000	SOFTWARE DEVELOPMENT 70 PACKAGE	50

S.N.	Investor	Industry Name	Address	Total Capital	Fixed Capital	Product and Annual Capacity	Employment
191	MR. ZHOU QUAN (CHINA (MAINLAND)), MR. ZHANG JUN (CHINA (MAINLAND))	TRIBENI ADVERTISING SEWA PVT. LTD.	काठमाडौं जिल्ला काठमाण्डौ महानगरपालिका वडा नं. २९	10,000,000	8,300,000	ADVERTISEMENT MATERIALS (BROCHURES, BOOKS LEAFLETS, CATALOGUE. ETC. 220 NOS (RS. 19580) बराबर	0
192	M/S INSURANCE SERVICES OFFICE INC. (USA)	VERISK NEPAL PVT. LTD.	काठमाडौं जिल्ला काठमाण्डौ महानगरपालिका वडा नं. १	6,000,000	2,900,000	DATA PROCESSING 120 PIECES	90
193	श्री सुवास चन्द्र संघई	HIMALAYAN TEA INDUSTRY PVT. LTD.	झापा जिल्ला बिर्तामोड नगरपालिका (साविक अनारमनी गा.वि.स.)	47,500,000	36,000,000	चिया (ब्लेण्डेड) २४०० मे.टन, कफी (ब्लेण्डेड) १०० मे.टन	34
194	श्री श्यामदेव योगी समेत	SAI SARASWATI INVESTMENT PVT.LTD.	ललितपुर जिल्ला ललितपुर महानगरपालिका वडा नं. १०	1,000,000,000	30,920,000	INVESTMENT SERVICE IN INDUSTRIAL, ENERGY, AGRICULTURAL, TOURISM SECTOR ETC. 1300000000 RS	24

S.N.	Investor	Industry Name	Address	Total Capital	Fixed Capital	Product and Annual Capacity	Employment
195	MD. NIZAMUDDIN (INDIA)	SHIVA AANKHA ASPATAL PVT. LTD.	पर्सा जिल्ला वीरगंज उपनगरपालिका वडा नं. १०	10,000,000	7,700,000	HOSPITAL 20 BEDS	25
196	MR. WANG PEILIANG (CHINA (MAINLAND))	GADHIMAI MINES PVT. LTD.	बैतडी जिल्ला दुर्गास्थान गा.वि.स. वडा नं. ३	9,500,000	5,500,000	CARRY OUT FEASIBILITY STUDY AND PROSPECTING WORKS (EXPLORATION WORKS) FOR PLACER GOLD MINES 1 SITES	40
197	श्री सुवास खरेल	BUILDER THREE HUNDRED SIXTY NEPAL PVT. LTD.	काठमाडौं जिल्ला काठमाण्डौ महानगरपालिका वडा नं. १०	45,000,000	34,000,000	CONSTRUCTION SERVICE FOR INFRASTRUCTURE DEVELOPMENT SUCH AS RESIDENTIAL BUILDINGS, BUSINESS COMPLEX, PRE-FAB BUILDINGS, ROAD, BRIDGES, HYDROPOWER, IRRIGATION CANAL, TOWER ETC. RS. 98000000 EQUIVALENT	81

S.N.	Investor	Industry Name	Address	Total Capital	Fixed Capital	Product and Annual Capacity	Employment
198	श्री गोविन्द बहादुर थापा	DAMAK CLEAN INDUSTRIAL PARK PVT. LTD.	झापा जिल्ला दमक नगरपालिका वडा नं. १३	45,000,000	34,000,000	CONSTRUCTION SERVICE FOR INFRASTRUCTURE DEVELOPMENT SUCH AS RESIDENTAL BUILDINGS, BUSINESS COMPLEX, PRE-FAB BUILDINGS, ROAD, BRIDGES, HYDROPOWER, IRRIGATION CANAL, TOWER ETC. RS. 98000000 EQUIVALENT	81
199	MR. ANIL THAMEN (INDIA)	THE PILLARS NEPAL PVT. LTD.	काठमाडौं जिल्ला बुढानिलकण्ठ नगरपालिका वडा नं. २	10,000,000	7,500,000	ADVERTISING METARIALS PRINTING 1000 NOS, BILL BOARD PRODUCTION 1000000 IMPRESSION	30
200	MR. SUI XIAO HUA (CHINA (MAINLAND)), MR. WAN ZHI QIANG (CHINA (MAINLAND)), MR. SHI SHUAI (CHINA (MAINLAND)), MS.	RAINBOW COMPUTER AND LANGUAGE TRAINING CENTER PVT. LTD.	काठमाडौं जिल्ला काठमाण्डौ महानगरपालिका वडा नं. ७	25,000,000	21,000,000	MUSIC TRAINING 100 NOS, CHINESE LANGUAGE TRAINING 100 NOS, COMPUTER TRAINING 100 NOS	26

S.N.	Investor	Industry Name	Address	Total Capital	Fixed Capital	Product and Annual Capacity	Employment
	WU CHIU HSIANG (CHINA (TAIWAN)), MS. CHIEN JUPIN (CHINA (TAIWAN))						
201	MR. YONG YOU (CHINA (MAINLAND)), MR. KANG YINGHUI (CHINA (MAINLAND)), MR. JIN XIANG ZHANG (CHINA (MAINLAND))	NEPAL ZHEN YUAN INTERNATION AL LOGISTICS PVT. LTD.	ललितपुर जिल्ला कार्यविनायक न.पा. वडा नं. २	15,000,000	13,500,000	CARGO HANDLING 2500 MT	21
202	M/S MILVIK AB (SWEDEN)	MILVIK NEPAL PVT. LTD.	काठमाडौं जिल्ला काठमाण्डौ महानगरपालिका वडा नं. ३२	200,000,000	167,000,000	COMPUTER SOFTWARE DEVELOPMENT 150 PACKAGE, ICT VALUE ADDED SERVICE 30000000 EQUAL, BUSINESS PROCESS OUTSOURCING 100 PACKAGE	440

S.N.	Investor	Industry Name	Address	Total Capital	Fixed Capital	Product and Annual Capacity	Employment
203	MR. MICHAEL BRADLEY MASK (CANADA)	ENLIGH TECH I.T. SOLUTIONS PVT. LTD.	काठमाडौं जिल्ला काठमाण्डौ महानगरपालिका वडा नं. ७	10,000,000	8,500,000	SOFTWARE DEVELOPMENT 100 PACKAGE, WEBSITE DEVELOPMENT 50 PACKAGE	19
204	MR. CHEN JIE (CHINA (MAINLAND)), MR. TA KE (CHINA (MAINLAND)), MS. ZE YANG (CHINA (MAINLAND)), MS. WANG XIAO QUN (CHINA (MAINLAND)), MS. WANG SHU QUN (CHINA (MAINLAND))	TIAN MENG YUAN CONSTRUCTION COMPANY PVT. LTD.	काठमाडौं जिल्ला काठमाण्डौ महानगरपालिका वडा नं. १६	25,000,000	16,000,000	CONSTRUCTION SERVICE 980000000 EQUAL	27
205	MS. QINGHONG SHUAI (CHINA (MAINLAND))	SHANGHAI OCEANPLUS LOGISTIC PVT. LTD.	काठमाडौं जिल्ला काठमाण्डौ महानगरपालिका वडा नं. ४	5,000,000	4,300,000	CARGO HANDLING 3300 MT	21
206	MR. CHEN WEN ZHU (CHINA (MAINLAND)), MR. CHEN QING YU (CHINA	CLICK NETWORK PVT. LTD.	काठमाडौं जिल्ला काठमाण्डौ	15,000,000	11,100,000	BPO SERVICE 500 PACKAGE	21



S.N.	Investor	Industry Name	Address	Total Capital	Fixed Capital	Product and Annual Capacity	Employment
	(MAINLAND)), MR. ZOU LI (CHINA (MAINLAND))		महानगरपालिका वडा नं. १६				
207	MR. MUHAMMAD ATIF SHAHZAD (PAKISTAN)	C.M.E. ENGINEERING PVT. LTD.	काठमाडौं जिल्ला काठमाण्डौ महानगरपालिका वडा नं. २९	15,000,000	9,100,000	CONSTRUCTION SERVICES FOR INFRASTRUCTURE DEVELOPMENT SUCH AS BUILDING, COMPLEX, , HYDROPOWER, TELECOMMUNICATION TOWER ETC. – RS 85000000 बराबर 199 EQUAL	64
208	MR. HUANG JIN LONG (CHINA (MAINLAND))	FU XIANG INTERNATIONAL CARGO COMPANY PVT. LTD.	काठमाडौं जिल्ला काठमाण्डौ महानगरपालिका वडा नं. २९	10,000,000	8,800,000	CARGO HANDLING 2400 MT	21
209	MS. REBEKAH FAITH GRISSE (USA), MS. SUSAN JEANNE NEUFELD (CANADA)	SUNSHINE ENGLISH INSTITUTE PVT. LTD.	काठमाडौं जिल्ला काठमाण्डौ महानगरपालिका वडा नं. ३५	10,000,000	7,100,000	ENGLISH LANGUAGE TRAINING 500 NOS	15

S.N.	Investor	Industry Name	Address	Total Capital	Fixed Capital	Product and Annual Capacity	Employment
210	MS. ZHAO FAN (CHINA (MAINLAND)), MS. CAI XIANG HUA (CHINA (MAINLAND)), MR. ZHANG PENG (CHINA (MAINLAND)), MR. ZHOU YIN LIN (CHINA (MAINLAND)), MR. ZYOU DING YUAN (CHINA (MAINLAND))	FAN XIANG CONSTRUCTIO N COMPANY PVT. LTD.	काठमाडौं जिल्ला काठमाण्डौ महानगरपालिका वडा नं. ४	25,000,000	8,000,000	CONSTRUCTION SERVICE 200000000 EQUAL	45
211	श्री भूपाल राज कटुवाल	PATHIVARA GAS UDHYOG PVT. LTD.	झापा जिल्ला बिर्तामोड नगरपालिका (साविक चारपाने गा.वि.स.)	119,000,000	104,000,000	LP GAS REFILLING 12000 M.T.	56
212	डा. देवकुमार न्यौपाने	STAR HOSPITAL LIMITED	ललितपुर जिल्ला ललितपुर महानगरपालिका वडा नं. २, सानेपा	620,000,000	600,000,000	हस्पिटल १०० शैया	172

S.N.	Investor	Industry Name	Address	Total Capital	Fixed Capital	Product and Annual Capacity	Employment
213	MR. CHRISTOPHER JOHN FYNN (UK)	CROSTOPHER SOFTWARE DEVELOPMENT PVT.LTD.	काठमाडौं जिल्ला काठमाण्डौ महानगरपालिका वडा नं. ६	5,000,000	4,050,000	SOFTWARE DEVELOPMENT 86 PACKAGE	14
214	MR. RONALDUS JOHANNES JOZEF FRIGGE (THE NETHERLANDS)	SHANTVISION PVT. LTD.	भक्तपुर जिल्ला भक्तपुर नगरपालिका वडा नं. १०	5,000,000	4,100,000	WEBSITE DESIGN & DEVELOPMENT 140 PACKAGE	11
215	MR. BIAN XUE CHONG (CHINA (MAINLAND)), MR. QI LIN (CHINA (MAINLAND)), MR. YANG JIE (CHINA (MAINLAND)), MR. LIU YUNQI (CHINA (MAINLAND)), MR. ZHU SANMING (CHINA (MAINLAND))	XIN YUN CONSTRUCTION COMPANY PVT. LTD.	ललितपुर जिल्ला ललितपुर महानगरपालिका वडा नं. ३	25,000,000	15,900,000	CONSTRUCTION SERVICE 98000000 EQUAL	81

S.N.	Investor	Industry Name	Address	Total Capital	Fixed Capital	Product and Annual Capacity	Employment
216	MRS. DENG FUZHUN (CHINA (MAINLAND)), MR. ZHANG SHOUJIE (CHINA (MAINLAND)), MR. YAN CHUAN YANG (CHINA (MAINLAND)), MR. LUO ANYUN (CHINA (MAINLAND)), MR. ZHU WENXIAO (CHINA (MAINLAND))	SHUN FENG CARGO PVT. LTD.	काठमाडौं जिल्ला काठमाण्डौ महानगरपालिका वडा नं. २९	25,000,000	20,000,000	INTERNATIONAL CARGO HANDLING 8000 MT	55
217	श्री किरण श्रेष्ठ	BIRATA GAS UDHYOG PVT. LTD.	झापा जिल्ला दुवागढी गा.वि.स. वडा नं. ८	150,000,000	100,000,000	LP GAS REFILLING 12000 M.T.	48
218	MR. LIU ZHAN GUO (CHINA (MAINLAND)), MR. CHEN HUA GAN (CHINA (MAINLAND)), MR. ZHANG LE GAN (CHINA (MAINLAND)), MR. GUAN TAO (CHINA (MAINLAND)), MS.	MING YU CONSTRUCTION COMPANY PVT. LTD.	काठमाडौं जिल्ला काठमाण्डौ महानगरपालिका वडा नं. ४	25,000,000	15,000,000	CONSTRUCTION SERVICE FOR VARIOUS INFRASTRUCTURE DEVELOPMENT SUCH AS RESIDENTIAL BUILDING BUSINESS COMPLEX , ROAD, BRIDGES, HYDROPOWER,	81

S.N.	Investor	Industry Name	Address	Total Capital	Fixed Capital	Product and Annual Capacity	Employment
	WANG CAI XIU (CHINA (MAINLAND))					IRRIGATION CANAL ETC. 0 EQUAL	
219	MR. SATOSHI OHDE (JAPAN), MR. HIROYUKI OAGU (JAPAN)	H.S. TECHNOLOGY AND CONSTRUCTIO N JAPAN COMPANY PVT. LTD.	काठमाडौं जिल्ला तारकेश्वर नगरपालिका वडा नं. ४	50,000,000	13,000,000	CONSTRUCTION SERVICE ON VARIOUS SECTORS (ROAD, BRIDGE, FLYOVER, AIRPORT, BUILDING ETC.) 450000000 बराबरको	60
220	श्री रविन लामा	APCA NEPAL PVT. LTD.	काठमाडौं जिल्ला काठमाण्डौ महानगरपालिका वडा नं. ३२	49,000,000	30,600,000	ADVERTISEMENT MATERIAL, NEWSPAPER AND MAGAZINE 15000000 COPIES	33
221	श्री रविन लामा	SAMA PRINTERS NEPAL PVT. LTD.	ललितपुर जिल्ला कार्यविनायक न.पा. वडा नं. २	48,500,000	43,400,000	ADVERTISEMENT MATERIAL, NEWSPAPER AND MAGAZINE 128000000 COPIES	13
222	Ms. MO YU FEN (UK), MR. SU ZHEN DONG (CHINA (MAINLAND)), MR. CHENHAO (CHINA (MAINLAND)), MR. WANG CHAO	WAN MEI OUTSOURCIN G PVT. LTD.	काठमाडौं जिल्ला बुढानिलकण्ठ नगरपालिका वडा नं. १२	25,000,000	22,000,000	BUSINESS PROCESS OUTSOURCING 50 PACKAGES	60

S.N.	Investor	Industry Name	Address	Total Capital	Fixed Capital	Product and Annual Capacity	Employment
	(CHINA (MAINLAND)), MR. HU XI TING (CHINA (MAINLAND))						
223	MR. MUKESH KUMAR AGRAWAL (INDIA), MR. ANDREW JOSEPH FUSCO (USA), MR. MICHAEL A FUSCO (USA)	WORLD CLAIM NEPAL PVT. LTD.	काठमाडौं जिल्ला काठमाण्डौ महानगरपालिका वडा नं. ११	20,000,000	4,900,000	MANAGEMENT CONSULTANCY SERVICE 0 NUL	0
224	MR. BIBEK SHRESTHA (NEPAL), MR. AMIT GIRI (NEPAL), M/S FULLSTOP SOLUTIONS (BANGLADESH)	SEARCH SOLUTIONS PVT. LTD.	काठमाडौं जिल्ला काठमाण्डौ महानगरपालिका वडा नं. ५	10,000,000	7,900,000	PRINTED ADVERTISEMENT MATERIALS (INCLUDING BROCHURES, LEAFLETS, CATALOGS, BOOKS ETC.) 220 NOS	12
225	श्री अमित बज्राचार्य	SEWA PVT. LTD.	ललितपुर जिल्ला ललितपुर महानगरपालिका वडा नं. ३	500,000,000	75,700,000	INDEPENDENT HOUSES 20 NOS. (48,000 SQ. FT.)	80
226	MR. TOMOKI SUZUKI (JAPAN)	TOKYO LANGUAGE AND CULTURE	सुर्खेत जिल्ला वीरेन्द्रनगर	5,000,000	3,900,000	ENGLISH LANGUAGE TRAINING 80 NOS, JAPANESE	18

S.N.	Investor	Industry Name	Address	Total Capital	Fixed Capital	Product and Annual Capacity	Employment
		INSTITUTE PVT. LTD.	नगरपालिका वडा नं. ६			LANGUAGE TRAINING 80 NOS, KOREAN LANGUAGE TRAINING 80 NOS	
227	श्री धर्मेन्द्र सापकोटा (नेपाल)	NEPAL DIDITAL CABLE PVT.LTD.	काठमाडौं जिल्ला काठमाण्डौ महानगरपालिका वडा नं. ३४, सुविधानगर	700,000,000	550,000,000	DIGITAL CABLE TELEVISION AND INTERNET SERVICE 200000 CLIENTS	80
228	श्री हरिश्चन्द्र न्यौपाने	THE HIMALAYAN MEDICITY INTERNATIONAL HOSPITAL PVT. LTD.	काठमाडौं जिल्ला काठमाण्डौ महानगरपालिका वडा नं. ३	2,000,000,000	1,908,900,000	अस्पताल २०० शैया	127
229	MR. MA YONGCUN (CHINA (MAINLAND))	CHOLLIMA ADVERTISING COMPANY PVT. LTD.	काठमाडौं जिल्ला काठमाण्डौ महानगरपालिका वडा नं. ६	5,960,000	2,000,000	ADVERTISING LIGHT BOXES 300 NOS, LED ELECTRONIC DISPLAY 300 NOS, POSTERS HANGING FLAG 300 NOS, REFERUNT	4

S.N.	Investor	Industry Name	Address	Total Capital	Fixed Capital	Product and Annual Capacity	Employment
						ADVARTISMENT SERVICES 500 NOS	
230	श्रीमती मिनु चन्द	SOUTH ASIA FOUNDATION FOR EDUCATION AND RESEARCH PVT. LTD.	कन्चनपुर जिल्ला	59,100,000	50,000,000	अस्पताल ५५ शैया	50
231	MR. FANG QI (CHINA (MAINLAND)), MS. SILANG WENGMU (CHINA (MAINLAND)), MR. XU JIA WEI (CHINA (MAINLAND)), MR. ZHOU YU LONG (CHINA (MAINLAND)), MR. WANG CHENG LONG (CHINA (MAINLAND))	JU LONG XING COMPANY PVT. LTD.	काठमाडौं जिल्ला बुढानिलकण्ठ नगरपालिका वडा नं. १२	25,000,000	19,700,000	BUSINESS PROCESS OUTSOURCING 500 PACKAGES	15
232	MR. ZENG XUE QIANG (CHINA (MAINLAND)), MR. BAI YINU SI (CHINA (MAINLAND)), MR. TIE WEN DI NI (CHINA	QUAN SHI OUTSOURCING COMPANY PVT. LTD.	काठमाडौं जिल्ला बुढानिलकण्ठ नगरपालिका वडा नं. १२	25,000,000	19,900,000	BUSINESS PROCESS OUTSOURCING 500 PACKAGE	21



S.N.	Investor	Industry Name	Address	Total Capital	Fixed Capital	Product and Annual Capacity	Employment
	(MAINLAND)), MS. YANG BO (CHINA (MAINLAND)), MR. CHEN XING LU (CHINA (MAINLAND))						
233	MR. YOUBAO ZHAO (CHINA (MAINLAND))	OPPO DS PVT. LTD.	काठमाडौं जिल्ला काठमाण्डौ महानगरपालिका वडा नं. ११	5,000,000	3,300,000	REPAIR AND MAINTENANCE SERVICES OF VARIOUS ELECTRONIC DEVICES AND EQUIPMENTS SUCH AS MOBILE, COMPUTER/LAPTOP, ELECTRONIC MEDICAL DEVICES ETC. – 9000 NOS.	16
234	MS. WU YANLI (CHINA (MAINLAND)), MR. HAN YU (CHINA (MAINLAND)), MR. WU YANXIONG (CHINA (MAINLAND))	S.T.O. EXPRESS NEPAL PVT. LTD. UNIT-1	काठमाडौं जिल्ला काठमाण्डौ महानगरपालिका वडा नं. ६	2,500,000	2,000,000	CARGO HANDLING 1800 MT	17
235	MS. WU YANLI (CHINA (MAINLAND)), MR. HAN YU (CHINA	S.T.O. EXPRESS NEPAL PVT.	काठमाडौं जिल्ला काठमाण्डौ	15,000,000	13,500,000	CARGO HANDLING 2500 MT	21

S.N.	Investor	Industry Name	Address	Total Capital	Fixed Capital	Product and Annual Capacity	Employment
	(MAINLAND)), MR. WU YANXIONG (CHINA (MAINLAND))	LTD. MAIN UNIT	महानगरपालिका वडा नं. २९				
236	MS. WU YANLI (CHINA (MAINLAND)), MR. HAN YU (CHINA (MAINLAND)), MR. WU YANXIONG (CHINA (MAINLAND))	S.T.O. EXPRESS NEPAL PVT. LTD. UNIT-2	कास्की जिल्ला पोखरा लेखनाथ महानगरपालिका वडा नं. ६	2,500,000	2,000,000	CARGO HANDLING 1800 MT	17
237	MR. WOLF PRICE (USA)	ECO VENTURES PVT. LTD.	भक्तपुर जिल्ला भक्तपुर नगरपालिका वडा नं. ९	6,000,000	4,800,000	PERMACULTURE TRAINING 400 NOS	20
238	M/S HOMELESS INTERNATIONAL (UK), M/S SEWA PVT. LTD. (NEPAL)	SEWA NIRMAN PVT. LTD.	ललितपुर जिल्ला ललितपुर महानगरपालिका वडा नं. ३	1,021,247,000	908,247,000	CONSTRUCTION SERVICE RS. 1785000000 EQUIVALENT	83
239	श्री श्यामधारी बानिया	SHYAM GAS UDHYOG PVT. LTD.	नवलपरासी जिल्ला सरावल गा.वि.स. वडा नं. ५	104,100,000	92,800,000	LP STORAGE & REFILLING 8000 M.T.	56

S.N.	Investor	Industry Name	Address	Total Capital	Fixed Capital	Product and Annual Capacity	Employment
240	श्री जीवन ओझा	JWALA BALUWA PRASHODHAN TATHA BIKRI PVT. LTD.	नुवाकोट जिल्ला खङ्गभङ्ग्याङ्ग गा.वि.स. वडा नं. ४	48,000,000	38,200,000	बालुवा 6200000 CU. FT.	115
241	श्री प्रेम कुमार पुरी	BUHARI GAS UDHYOG PVT. LTD.	झापा जिल्ला दमक नगरपालिका वडा नं. १३	165,600,000	76,000,000	LP GAS REFILLING 12000 M.T.	35
242	श्री बखत बहादुर भण्डारी	BARSHA GAS UDHYOG PVT. LTD.	सुर्खेत जिल्ला	122,000,000	108,000,000	LP GAS REFILLING 12000 M.T.	56
243	MR. YANG LIMING (CHINA (MAINLAND)), MR. ZHU XIAOMING (CHINA (MAINLAND))	COCA NEW BUILDING MATERIALS PVT. LTD.	काठमाडौं जिल्ला काठमाण्डौ महानगरपालिका वडा नं. २९	30,000,000	20,700,000	CONSTRUCTION SERVICE OF INFRASTRUCTURE DEVELOPMENT SUCH ASRESIDENTEL BUILDING, BUSSINESS BUILDING ETC 122000000 बराबर	81
244	श्री लिलामणि आचार्य	BARDIBAS INVESTMENT MULTIPURPOS E PVT. LTD.	महोत्तरी जिल्ला वर्दीवास गा.वि.स. वडा नं. १	150,000,000	122,800,000	LP STORAGE & REFILLING 15000 M.T.	56

S.N.	Investor	Industry Name	Address	Total Capital	Fixed Capital	Product and Annual Capacity	Employment
245	MS. LOU CATHERINE CLELAND (USA)	U.T.S. MUSIC PERFORMERS INSTITUTE PVT.LTD.	काठमाडौं जिल्ला काठमाण्डौ महानगरपालिका वडा नं. २९	5,000,000	4,300,000	MUSIC TRAINING 400 NOS	15
246	M/S PURESFTWARE PVT. LTD. (INDIA)	PURESFTWARE PVT.LTD.	काठमाडौं जिल्ला काठमाण्डौ महानगरपालिका वडा नं. ११	5,000,000	4,050,000	SOFTWARE DEVELOPMENT 152 PACKAGE	14
247	MR. ZAITCEV SERGEI (RUSSIA), MR. ANGAD PARAJULI (NEPAL)	MARVEL CONSTRUCTION PVT.LTD.	कास्की जिल्ला पोखरा लेखनाथ महानगरपालिका वडा नं. ८	10,000,000	3,700,000	CONSTRUCTION SERVICE WORKS 100000000 WORTH RS	20
248	M/S IMI MOBILE PVT. LTD. (INDIA)	IMI MOBILE NEPAL PVT.LTD.	काठमाडौं जिल्ला काठमाण्डौ महानगरपालिका वडा नं. १	5,000,000	3,500,000	SOFTWARE DEVELOPMENT ( FOR MOBILE VALUE ADDED SERVICE )- WORTH 15000000 EQUAL	5
249	MS. JENIFER MARIE SHURLEY (USA)	PERMAFORM EQUITY WURKS PVT.LTD.	काठमाडौं जिल्ला काठमाण्डौ महानगरपालिका वडा नं. १६	15,000,000	9,000,000	CONSTRUCTION WORKS 100000000 EQUAL	25

S.N.	Investor	Industry Name	Address	Total Capital	Fixed Capital	Product and Annual Capacity	Employment
250	अमित तायल	AMIT BALUWA KHANI UDHYOG PVT. LTD.	काठमाडौं जिल्ला शंकरापुर न.पा. वडा नं. १५	49,600,000	39,600,000	बालुवा ४२२००० घन मिटर	49
251	श्री सृजना थापा	MATA INDRAYANI BALUWA PRASHODHAN UDHYOG PVT. LTD.	काठमाडौं जिल्ला शंकरापुर न.पा. वडा नं. १५	35,380,000	30,380,000	बालुवा २३०००० घन मिटर	31
252	M/S QUANTUTONG WEIZHI NETWORK CO. LTD. (CHINA (MAINLAND)), MS. ZIYU ZHOU (CHINA (MAINLAND)), MR. BAL KRISHANA SHIWAKOTI (NEPAL), MR. KAMAL B. KARKI (NEPAL), MR. RAMESH RAJ SHIWAKOTI (NEPAL), MR. NAMGEL SHERPA (NEPAL)	BAIDOU TECHNO PVT. LTD.	काठमाडौं जिल्ला काठमाण्डौ महानगरपालिका वडा नं. ८	700,000,000	664,600,000	SOFTWARE DEVELOPMENT, 2000 PACKAGE	52
253	MR. JASON CHRISTOPHER DOWD (USA)	BRAVE APOLLO	कास्की जिल्ला पोखरा लेखनाथ	5,000,000	4,000,000	SOFTWARE DEVELOPMENT 60 PACKAGE, WEBSITE	21

S.N.	Investor	Industry Name	Address	Total Capital	Fixed Capital	Product and Annual Capacity	Employment
		DESIGNS PVT. LTD.	महानगरपालिका वडा नं. ६			DEVELOPMENT 60 PACKAGE, COMPUTER TRAINING 180 NOS	
254	MR. PEI YUFENG (CHINA (MAINLAND)), MR. KESHUN DHWOJ KARKI (NEPAL)	BELA MOBILES PVT. LTD.	काभ्रे जिल्ला शारदा बतासे गा.वि.स. वडा नं. १	33,300,000	21,000,000	CELLULAR MOBILE RECEIVER SETS ASSEMBLING 12000 SEATS	16
255	MRS. WANG YANPING (CHINA (MAINLAND)), MR. LIN HUI (CHINA (MAINLAND)), MRS. LI WANLING (CHINA (MAINLAND)), MR. ZHU SHUAI (CHINA (MAINLAND))	PING LING LANGUAGE CENTRE PVT. LTD.	काठमाडौं जिल्ला काठमाण्डौ महानगरपालिका वडा नं. २९	20,000,000	17,000,000	CHINESE LANGUAGE TRAINING 400 NOS, ENGLISH LANGUAGE TRAINING 400 NOS	25
256	श्री सुदीप श्रेष्ठ	NEPAL CANCER HOSPITAL AND RESEARCH CENTER PVT. LTD.	ललितपुर जिल्ला ललितपुर महानगरपालिका वडा नं. ३०	1,533,000,000	1,500,000,000	अस्पताल १५० शैया	306
257	श्री भगवान प्रसाद पराजुली	LUMBINI GAS COMPANY PVT. LTD. BRANCH 1	धादिङ जिल्ला थाक्रे गा.वि.स. वडा नं. ९	118,000,000	104,000,000	LP STORAGE & REFILLING 12000 M.T.	56

S.N.	Investor	Industry Name	Address	Total Capital	Fixed Capital	Product and Annual Capacity	Employment
258	MR. SACHIN KUMAR (INDIA)	SUKRITI INFRASTRUCTURE PVT. LTD.	काठमाडौं जिल्ला काठमाण्डौ महानगरपालिका वडा नं. ११	10,000,000	6,800,000	CONSTRUCTION SERVICE 80000000 EQUAL	64
259	MRS. MORGAN SARAH ELIZABETH (USA)	BRIGHT ENGLISH INSTIUTE PVT. LTD.	ललितपुर जिल्ला कार्यविनायक न.पा. वडा नं. ४	5,000,000	4,300,000	ENGLISH LANGUAGE TRAINING 250 NOS	20
260	MR. DON ADAM GERRED (USA), MS. RUPA PRADHAN (NEPAL)	TORRENT CONSULTING PVT. LTD.	काठमाडौं जिल्ला बुढानिलकण्ठ नगरपालिका वडा नं. ६	10,000,000	7,300,000	BUSINESS PROCESS CONSULTANCY SERVICE 175 NOS	17
261	MR. WEI FAXING (CHINA (MAINLAND))	XINLONG INTERNATIONAL CARGO PVT. LTD.	काठमाडौं जिल्ला काठमाण्डौ महानगरपालिका वडा नं. १३	5,000,000	4,100,000	CARGO HANDLING 3000 MT	21
262	MR. SEONGJAE JEONG (SOUTH KOREA), MR. SEYOON OH (SOUTH KOREA)	V.A. GROUP PVT. LTD.	ललितपुर जिल्ला ललितपुर महानगरपालिका वडा नं. ३	10,000,000	6,500,000	CONSTRUCTION SERVICE 71000000 EQUIVALENT	67

S.N.	Investor	Industry Name	Address	Total Capital	Fixed Capital	Product and Annual Capacity	Employment
263	MR. MAO NANJIANG (CHINA (MAINLAND))	NEPAL NAN NI INTERIOR DECORATION COMPANY PVT. LTD.	ललितपुर जिल्ला कार्यविनायक न.पा. वडा नं. ८	5,000,000	4,000,000	INTERIOR DECORATION 300 NOS	18
264	M/S CHINA GEZHOUBA GROUP OVERSEAS INVESTMENT CO. LTD. (CHINA (MAINLAND))	GEZHOUBA GROUP POWER INVESTMENT NEPAL PVT. LTD.	काठमाडौं जिल्ला काठमाण्डौ महानगरपालिका वडा नं. ६	100,000,000	10,000,000	PROJECT FINANCING (FINANCIAL INVESTMENT):- 2 PROJECTS SHARE INVESTMENT :- 2 PROJECTS DEVELOPMENT AND PROMOTION OF INFRASTRUCTURE AND HYDROPOWER PROJECT: - 2 PROJECTS	16
265	श्री समन मानन्धर समेत	BAIBHAB POWER NEPAL PVT. LTD.	ललितपुर जिल्ला ललितपुर महानगरपालिका वडा नं. २	49,000,000	37,900,000	CONSTRUCTION SERVICE FOR INFRASTRUCTURE DEVELOPMENT SUCH AS RESIDENTIAL BUILDINGS, BUSINESS COMPLEX, ROAD BRIDGE, HYDROPOWER, IRRIGATION CANAL	81



S.N.	Investor	Industry Name	Address	Total Capital	Fixed Capital	Product and Annual Capacity	Employment
						ETC. WORTH RS. 109000000 NRS	
266	M/S BEZOLIO LIMITED (UK), MR. KAUSHAL SILWAL (NEPAL)	ENGLIGHTENED VISION PVT. LTD.	काठमाडौं जिल्ला काठमाण्डौ महानगरपालिका वडा नं. २	49,000,000	42,800,000	SOFTWARE DEVELOPMENT, 150 PACKAGE	25
267	MR. ROBERT BURGESS (CANADA)	NEPAL CAN EDUCATION PVT. LTD.	काठमाडौं जिल्ला टोखा चण्डेश्वरी गा.वि.स. वडा नं. ८	7,700,000	6,700,000	LANGUAGE TRAINING AND SOCIAL SCIENCE TRAINING 200 NOS	12
268	MR. XIAO WEN LONG (CHINA (MAINLAND))	FORTI CONSTRUCTION COMPANY PVT. LTD.	ललितपुर जिल्ला ललितपुर महानगरपालिका वडा नं. ३	90,000,000	50,000,000	CONSTRUCTION WORKS (ON VARIOUS SECTORS LIKE ROAD, BRIDGE, FLYOVER, SUBWAY TUNNEL ETC.) – 500000000 WORTH	70
269	MR. LEE NEWTON BERRYMAN (USA)	PATHWAYS DATA PVT. LTD.	ललितपुर जिल्ला कार्यविनायक न.पा. वडा नं. ३	10,000,000	8,500,000	SOFTWARE DEVELOPMENT 90 PACKAGE, SOFTWARE TRAINING 100 PACKAGE	19

S.N.	Investor	Industry Name	Address	Total Capital	Fixed Capital	Product and Annual Capacity	Employment
270	श्री रमेश बहादुर बस्नेत	HAMRO HOSPITAL AND RESEARCH CENTRE	भोजपुर जिल्ला कुलुङ्ग गा.वि.स. वडा नं. २	103,600,000	101,000,000	अस्पताल २४ शैया	45
271	MR. XUE TAO (CHINA (MAINLAND))	YUN DA INTERNATIONAL COURIER COMPANY PVT. LTD.	काठमाडौं जिल्ला काठमाण्डौ महानगरपालिका वडा नं. २९, ठमेल	15,000,000	13,000,000	CARGO HANDLING 6000 MT	30
272	MR. XU YONGSHUN (CHINA (MAINLAND)), MS. ZHANG CHAOYANG (CHINA (MAINLAND)), MR. HE CHANGHUA (CHINA (MAINLAND)), MR. LAN BAI (CHINA (MAINLAND))	CHI CHENG CONSTRUCTION COMPANY PVT. LTD.	काठमाडौं जिल्ला काठमाण्डौ महानगरपालिका वडा नं. ४	20,000,000	7,000,000	CONSTRUCTION SERVICE 150000000 WORTH RS.	40
273	MS. AMELIA MERCIECA (AUSTRALIA)	ENGLISH TRAINING AND DEVELOPMENT CENTRE PVT. LTD.	काठमाडौं जिल्ला काठमाण्डौ महानगरपालिका वडा नं. ४	5,000,000	3,900,000	MANAGEMENT, CAREER SKILL TRAINING 200 NOS, ENGLISH LANGUAGE TRAINING 200 NOS	20

S.N.	Investor	Industry Name	Address	Total Capital	Fixed Capital	Product and Annual Capacity	Employment
274	MR. RAJ KUMAR SOMONI (INDIA)	INLAND WORLD LOGISTICS NEPAL PVT. LTD.	काठमाडौं जिल्ला काठमाण्डौ महानगरपालिका वडा नं. १२	5,000,000	4,300,000	INTERNATIONAL CARGO HANDLING 3000 MT	21
275	M/S NEPAL EDUCATION B.V. (THE NETHERLANDS), M/S BLOOM NEPAL SCHOOL PVT. LTD. (NEPAL)	SAMARTHA GROUP PVT. LTD.	ललितपुर जिल्ला महालक्ष्मी नगरपालिका वडा नं. ६	32,960,000	31,000,000	TEACHER TRAINING, 450 NOS, MANAGEMENT TRAINING 150 NOS, CONSULTING SERVICE 50 NOS	25
276	M/S QING HAI SANBAO IMPORT AND EXPORT TRADE CO. LTD. (CHINA (MAINLAND))	NEPAL SANGBO CULTURAL PRODUCTS CO. PVT. LTD.	काठमाडौं जिल्ला नागार्जुन नगरपालिका वडा नं. ४	20,000,000	16,600,000	PRINTING SERVICES (BOOK, MAP, POSTER, BROCHURE ETC.) 447000 NOS	14
277	MR. HILTON ILIGAN SOLORIANA (PHILIPPINES)	BETHANY MUSIC INSTITUTE PVT. LTD.	ललितपुर जिल्ला कार्यविनायक न.पा. वडा नं. ४	5,000,000	4,200,000	MUSIC TRAINING 200 NOS	13
278	MR. MUSTAFA HARUN CAN (TURKEY), MR. MUHAMMAD IKBOL KAHHORI (TAJIKISTAN), MR.	BRIGHT TIME EDUCATION CONSTULTAN CY PVT. LTD.	काठमाडौं जिल्ला काठमाण्डौ महानगरपालिका वडा नं. ३०	30,000,000	23,000,000	EDUCATION CONSULTANCY 6000 PERSONS	30

S.N.	Investor	Industry Name	Address	Total Capital	Fixed Capital	Product and Annual Capacity	Employment
	RECEP ALIOGLU (TURKEY), MRS. BABITA RAI (LIMBU) (NEPAL)						
279	MR. MENNAN KARACA (TURKEY)	SERVER TECHNOLOGY DEVELOPMENT PVT. LTD.	काठमाडौं जिल्ला काठमाण्डौ महानगरपालिका वडा नं. २९	5,000,000	4,200,000	SOFTWARE DEVELOPMENT 100 PACKAGE, WEBSITE DEVELOPMENT 50 PACKAGE	15
280	M/S SEVA DEVELOPMENT LLC. (USA)	SEVA DEVELOPMENT PVT. LTD.	काठमाडौं जिल्ला बुढानिलकण्ठ नगरपालिका वडा नं. १०	19,537,000	13,384,000	SOFTWARE DEVELOPMENT, 550 PACKAGE	172
281	श्री तिला थापा मगर	HE HE XING MINING COMPANY PVT. LTD.	जाजरकोट जिल्ला खलङ्गा गा.वि.स.	120,000,000	110,000,000	CARRY OUT FEASIBILITY STUDY AND PROSPECTING WORKS (EXPLORATION WORKS) FOR PLACER GOLD MINES 2 SITES	50
282	M/S HANDAN SINOMA CONSTRUCTION CO.	HANDAN SINOMA CONSTRUCTION	काठमाडौं जिल्ला काठमाण्डौ	500,000,000	400,000,000	CONSTRUCTION SERVICE (ONE VARIOUS SECTORS LIKE ROAD BRIDGE,	220

S.N.	Investor	Industry Name	Address	Total Capital	Fixed Capital	Product and Annual Capacity	Employment
	LTD. (CHINA (MAINLAND))	N NEPAL PVT. LTD.	महानगरपालिका वडा नं. ४			FLYOVER SUBWAY, TUNNEL ROADWAY RAILWAY, HYDROPOWER ELECTRIC TRANSMISSION, DAM)- 1500000000 EQUIVALENT	
283	MR. SAMIR UPADHYAY (USA), MR. KRISHNA PRASAD UPADHYAY(LUITEL) (NEPAL)	SPIRALOGICS INTERNATIONAL PVT. LTD.	काठमाडौं जिल्ला काठमाण्डौ महानगरपालिका वडा नं. १०	10,000,000	8,000,000	SOFTWARE DEVELOPMENT, 70 PACKAGE, WEBSITE DEVELOPMENT 70 PACKAGE	20
284	प्रह्लाद तिमिल्सिना	SITASHREE GAS UDHYOG	धादिङ जिल्ला नौबिसे गा.वि.स. वडा नं. ३	241,000,000	191,000,000	LP STORAGE & REFILLING 12000 M.T.	90
285	श्री द्वारिका प्रसाद खतिवडा	PANCHLAXMI GAS UDHYOG PVT. LTD.	सुनसरी जिल्ला बकलौरी गा.वि.स. वडा नं. ५	119,000,000	109,000,000	LP GAS REFILLING 12000 M.T.	30
286	MR. DEEPAK BASANT HARLALKA (INDIA)	PROUD BUILD CONSTRUCTION PVT. LTD.	काठमाडौं जिल्ला काठमाण्डौ महानगरपालिका वडा नं. ३३	50,000,000	25,000,000	CONSTRUCTION SERVICE FOR INFRASTRUCTURE DEVELOPMENT SUCH AS RESIDENTIAL	50

S.N.	Investor	Industry Name	Address	Total Capital	Fixed Capital	Product and Annual Capacity	Employment
						BUILDINGS, BUSINESS COMPLEX, ROAD BRIDGE, HYDROPOWER, IRRIGATION CANAL ETC. 300000000 NRS	
287	MR. SHINGEN SAKIYAMA (JAPAN)	S.R. DESIGN PVT. LTD.	काठमाडौं जिल्ला काठमाण्डौ महानगरपालिका वडा नं. ११	5,000,000	4,100,000	SOFTWARE DEVELOPMENT, 140 PACKAGE	14
288	MR. DANIEL BURGI (SWITZERLAND)	YANGRI TRAINING CENTER PVT. LTD.	सिन्धुपाल्चोक जिल्ला बरुवा गा.वि.स. वडा नं. १	30,000,000	28,200,000	CARPENTER, WOOD CARVING, ELECTRICAL MECHANICAL, PLUMBING, WELDING FARMING AND ARCHITECTURAL TECHNICIAN TRAINING - 720 PERSON	17
289	श्री राजेश कुमार अग्रवाल	FAMILY GAS UDHYOG PVT. LTD.	रूपन्देही जिल्ला धकधई गा.वि.स. वडा नं. ८	150,000,000	101,000,000	LP GAS REFILLING 12000 M.T.	48

S.N.	Investor	Industry Name	Address	Total Capital	Fixed Capital	Product and Annual Capacity	Employment
290	श्री सावरमल अग्रवाल	NARAYANI VAYODHA HOSPITAL PVT. LTD.	पर्सा जिल्ला वीरगंज उपनगरपालिका वडा नं. २६	494,680,000	468,680,000	HOSPITAL 100 BEDS, MEDICAL SERVICES (OPD) 720000 CASES, MEDICAL SERVICES (OPERATION) 15000 CASES, DIAGNOSTICS 87325 CASES	118
291	MR. WU GUO LIN (CHINA (MAINLAND))	APOLLO HOSPITAL PVT. LTD.	काठमाडौं जिल्ला काठमाण्डौ महानगरपालिका वडा नं. २९	20,000,000	17,000,000	HOSPITAL 22 BEDS	30
292	M/S ANDRITZ HYDRO PVT. LTD. (INDIA)	ANDRITZ HYDRO NEPAL PVT. LTD.	काठमाडौं जिल्ला काठमाण्डौ महानगरपालिका वडा नं. १	5,000,000	3,500,000	ENGINEERING PROCUREMENT CONSTRUCTION INVOLVING INSTALLATION COMMISSIONING OF HYDROELECTRIC POWER PLANTS- रु १५००००००।- 0 EQUIVALENT	17
293	M/S SIERRA CONSTRUCTION PVT. LTD. (SRI LANKA)	SIERRA CONSTRUCTION NEPAL PVT. LTD.	काठमाडौं जिल्ला काठमाण्डौ महानगरपालिका वडा नं. १	10,000,000	8,000,000	CONSTRUCTION WORK (ON VARIOUS SECTORS LIKE ROAD, BRIDGE, FLYOVER, AIRPORT	60

S.N.	Investor	Industry Name	Address	Total Capital	Fixed Capital	Product and Annual Capacity	Employment
						BUILDING, TELECOMMUNICATION TOWER, HYDROPOWER CONSTRUCTION ETC. – 0 EQUIVALENT	
294	MS. PORTAL PVT.LTD. (USA)	PORTAL PVT. LTD. BRANCH UNIT 1	ललितपुर जिल्ला सैवु भैंसेपाटी गा.वि.स. वडा नं. ३	20,000,000	8,700,000	PRE FABRICATED BUILDING 1500 NOS	21
295	M/S OPPO DS PVT. LTD. (NEPAL)	OPPO DS PVT. LTD. BRANCH UNIT 1	कास्की जिल्ला पोखरा लेखनाथ महानगरपालिका वडा नं. ६	5,000,000	3,300,000	REPAIR & MAINTENANCE SERVICES OF VARIOUS ELECTRONIC DEVICES & EQUIPMENTS SUCH AS MOBILE, COMPUTER/LAPTOP, ELECTRONIC MEDICAL DEVICES ETC. 9000 PCS	7
296	M/S OPPO DS PVT. LTD. (NEPAL)	OPPO DS PVT. LTD. BRANCH UNIT 2	मोरङ जिल्ला विराटनगर उप महानगरपालिका वडा नं. ७	5,000,000	3,275,000	REPAIR & MAINTENANCE SERVICES OF VARIOUS ELECTRONIC	12



S.N.	Investor	Industry Name	Address	Total Capital	Fixed Capital	Product and Annual Capacity	Employment
						DEVICES & EQUIPMENTS SUCH AS MOBILE, COMPUTER/LAPTOP, ELECTRONIC MEDICAL DEVICES ETC. 9000 PCS	
297	M/S OPPO DS PVT. LTD. (NEPAL)	OPPO DS PVT. LTD. BRANCH UNIT 3	पर्सा जिल्ला वीरगंज उपनगरपालिका वडा नं. १९	5,000,000	3,250,000	REPAIR & MAINTENANCE SERVICES OF VARIOUS ELECTRONIC DEVICES & EQUIPMENTS SUCH AS MOBILE, COMPUTER/LAPTOP, ELECTRONIC MEDICAL DEVICES ETC. 9000 PCS	12
298	M/S OPPO DS PVT. LTD. (NEPAL)	OPPO DS PVT. LTD. BRANCH UNIT 4	धनुषा जिल्ला जनकपुर नगरपालिका वडा नं. १	5,000,000	3,255,000	REPAIR & MAINTENANCE SERVICES OF VARIOUS ELECTRONIC DEVICES & EQUIPMENTS SUCH AS MOBILE, COMPUTER/LAPTOP, ELECTRONIC	12

S.N.	Investor	Industry Name	Address	Total Capital	Fixed Capital	Product and Annual Capacity	Employment
						MEDICAL DEVICES ETC. 9000 PCS	
299	M/S OPPO DS PVT. LTD. (NEPAL)	OPPO DS PVT. LTD. BRANCH UNIT 5	रुपन्देही जिल्ला बुटवल नगरपालिका वडा नं. ८	5,000,000	3,250,000	REPAIR & MAINTENANCE SERVICES OF VARIOUS ELECTRONIC DEVICES & EQUIPMENTS SUCH AS MOBILE, COMPUTER/LAPTOP, ELECTRONIC MEDICAL DEVICES ETC. 9000 PCS	12
300	M/S OPPO DS PVT. LTD. (NEPAL)	OPPO DS PVT. LTD. BRANCH UNIT 6	बाँके जिल्ला नेपालगंज नगरपालिका वडा नं. १	5,000,000	3,245,000	REPAIR & MAINTENANCE SERVICES OF VARIOUS ELECTRONIC DEVICES & EQUIPMENTS SUCH AS MOBILE, COMPUTER/LAPTOP, ELECTRONIC MEDICAL DEVICES ETC. 9000 PCS	12
301	M/S OPPO DS PVT. LTD. (NEPAL)	OPPO DS PVT. LTD. BRANCH UNIT 7	चितवन जिल्ला भरतपुर	5,000,000	3,240,000	REPAIR & MAINTENANCE SERVICES OF	12

S.N.	Investor	Industry Name	Address	Total Capital	Fixed Capital	Product and Annual Capacity	Employment
			महानगरपालिका वडा नं. ४			VARIOUS ELECTRONIC DEVICES & EQUIPMENTS SUCH AS MOBILE, COMPUTER/LAPTOP, ELECTRONIC MEDICAL DEVICES ETC. 9000 PCS	
302	M/S OPPO DS PVT. LTD. (NEPAL)	OPPO DS PVT. LTD. BRANCH UNIT 8	बारा जिल्ला कलैया नगरपालिका	5,000,000	3,230,000	REPAIR & MAINTENANCE SERVICES OF VARIOUS ELECTRONIC DEVICES & EQUIPMENTS SUCH AS MOBILE, COMPUTER/LAPTOP, ELECTRONIC MEDICAL DEVICES ETC. 9000 PCS	12
303	M/S OPPO DS PVT. LTD. (NEPAL)	OPPO DS PVT. LTD. BRANCH UNIT 9	मकवानपुर जिल्ला हेटौडा नगरपालिका वडा नं. १०	5,000,000	3,220,000	REPAIR & MAINTENANCE SERVICES OF VARIOUS ELECTRONIC DEVICES & EQUIPMENTS SUCH AS MOBILE, COMPUTER/LAPTOP,	12

S.N.	Investor	Industry Name	Address	Total Capital	Fixed Capital	Product and Annual Capacity	Employment
						ELECTRONIC MEDICAL DEVICES ETC. 9000 PCS	
304	M/S OPPO DS PVT. LTD. (NEPAL)	OPPO DS PVT. LTD. BRANCH UNIT 10	सुनसरी जिल्ला ईटहरी नगरपालिका वडा नं. १	5,000,000	3,200,000	REPAIR & MAINTENANCE SERVICES OF VARIOUS ELECTRONIC DEVICES & EQUIPMENTS SUCH AS MOBILE, COMPUTER/LAPTOP, ELECTRONIC MEDICAL DEVICES ETC. 9000 PCS	12
305	M/S OPPO DS PVT. LTD. (NEPAL)	OPPO DS PVT. LTD. BRANCH UNIT 11	काठमाडौं जिल्ला काठमाण्डौ महानगरपालिका वडा नं. ३१	5,000,000	2,900,000	AUDIO-VIDEO ADVERTISEMENT AND RELEVANT ADVERTISEMENT SERVICE 100 NOS, PRINTED ADVERTISEMENT MATERILAS 40 NOS	12
306	MR. SURESH VALLABHANENI (USA)	SYS PVT. LTD.	काठमाडौं जिल्ला काठमाण्डौ	10,000,000	8,000,000	SOFTWARE DEVELOPMENT, 200 PACKAGE	29

S.N.	Investor	Industry Name	Address	Total Capital	Fixed Capital	Product and Annual Capacity	Employment
			महानगरपालिका वडा नं. ३				
307	श्री सूर्य बहादुर कार्की	INSTITUTE OF NATURAL MEDICINE PVT. LTD.	काठमाडौं जिल्ला काठमाण्डौ महानगरपालिका वडा नं. १६	10,000,000	1,800,000	नेचुरल मेडिसिन सम्बन्धी तालिम ४० जना	13
308	MR. SANJAYA KUMAR DEO (USA)	SUBHA KAMANA ASPATAL PVT. LTD.	मोरङ्ग जिल्ला विराटनगर उप महानगरपालिका वडा नं. २	35,000,000	32,500,000	HOSPITAL 16 BEDS	15
309	MR. NARAYAN BAHADUR SHRESTHA (SINGAPORE)	ANA GLOBAL PVT. LTD.	काठमाडौं जिल्ला काठमाण्डौ महानगरपालिका वडा नं. १५	30,000,000	28,500,000	JAPANESE LANGUAGE TRAINING 100 NOS., ENGLISH LANGUAGE TRAINING 100 NOS., CHINESE LANGUAGE TRAINING 100 NOS., MECHANICS 100 NOS., ELECTRICIAN 100 NOS., ENTERPRENEURSHI P DEVELOPMENT 100 NOS.	25

S.N.	Investor	Industry Name	Address	Total Capital	Fixed Capital	Product and Annual Capacity	Employment
310	MR. DONG SOO MA (SOUTH KOREA), MR. YOUNGJU KIM (SOUTH KOREA)	LET MEIN PVT. LTD.	काठमाडौं जिल्ला काठमाण्डौ महानगरपालिका वडा नं. १०	20,000,000	16,100,000	HOSPITAL 24 BEDS	72
311	श्री हरि बहादुर बस्नेत	ABANTE ACADEMY PVT. LTD.	काठमाडौं जिल्ला काठमाण्डौ महानगरपालिका वडा नं. ३१	10,000,000	7,300,000	कोरियन भाषा प्रशिक्षण ३०० जना	18
312	MR. JULIEN BETTLER (SWITZERLAND)	SUSTAINABLE DEVELOPMENT SOLUTIONS	काठमाडौं जिल्ला काठमाण्डौ महानगरपालिका वडा नं. ६	5,000,000	4,000,000	MANAGEMENT AND CAREER SKILL DEVELOPMENT TRAINING 150 STUDENTS, ENGLISH LANGUAGE TRAINING 150 STUDENTS	15
313	MR. MANABU OHGAKI (JAPAN)	TRANSIT LANGUAGE AND COMPUTER TRAINING PVT. LTD.	ललितपुर जिल्ला महालक्ष्मी नगरपालिका वडा नं. १९	5,000,000	4,000,000	JAPANESE LANGUAGE TRAINING 100 NOS., ENGLISH LANGUAGE TRAINING 100 NOS.,	21

S.N.	Investor	Industry Name	Address	Total Capital	Fixed Capital	Product and Annual Capacity	Employment
						NEPALI LANGUAGE TRAINING 100 NOS., COMPUTER BASIC TRAINING 100 NOS.	
314	MR. STEFANO PARLAGRECO (USA), MR. PUJAN HADA PRADHAN (NEPAL)	STUJI CONSTRUCTION ENGINEERING PVT. LTD.	काठमाडौं जिल्ला काठमाण्डौ महानगरपालिका वडा नं. १६	20,000,000	7,000,000	VARIOUS KINDS OF CONSTRUCTION WORKS (CONSTRUCTION RELATED TO RESIDENTIAL AND COMMERCIAL BUILDINGS, ROADS, BRIDGES ETC.) 0 बराबर	35
315		SOALTEE SIBKRIM HOTELS AND RESORTS PVT. LTD. BRANCH UNIT 1	बाँके जिल्ला नेपालगंज नगरपालिका वडा नं. १९	60,000,000	57,000,000	VOCATIONAL (HOSPITALITY) TRAINING 1000 NOS.	14
316	MS. THERESE ROSE VIOLETTE MARIE LAURENCE LEPRINCE EP. SOULAN (FRANCE)	FRENCH POSITIVENESS PVT.LTD.	कास्की जिल्ला पोखरा लेखनाथ महानगरपालिका वडा नं. २	5,000,000	4,000,000	MANAGEMENT AND CAREER SKILL DEVELOPMENT TRAINING 150 NOS., FRENCH LANGUAGE TRAINING 150 NOS., ENGLISH	22

S.N.	Investor	Industry Name	Address	Total Capital	Fixed Capital	Product and Annual Capacity	Employment
						LANGUAGE TRAINING 150 NOS.	
317	MR. WANG SHIEN (CHINA (MAINLAND))	YA XIN SOFTWARE PVT. LTD.	कास्की जिल्ला पोखरा लेखनाथ महानगरपालिका वडा नं. ३	5,000,000	3,500,000	SOFTWARE DEVELOPMENT 200 PACKAGES	24
318	MR. ARTUR NEUMANN (GERMANY), MR. PHILLIP DANIEL DAVIS (AUSTRALIA)	JANKARI TECH PVT.LTD.	कास्की जिल्ला पोखरा लेखनाथ महानगरपालिका वडा नं. १५	10,000,000	8,000,000	SOFTWARE DEVELOPMENT 70 PACKAGES, WEBSITE DEVELOPMENT 70 PACKAGES	30
319	श्री केशर बहादुर खड्का	NEPAL PRAGATI NIRMAN SEWA PVT.LTD.	काठमाडौं जिल्ला चन्द्रागिरी न.पा. वडा नं. ९	1,000,000,000	500,000,000	CONSTRUCTION WORKS (ON VARIOUS SECTORS LIKE ROAD, BRIDGE, FLYOVER, SUBWAY, TUNNEL, ROPEWAY, RAILWAY, HYDRO- POWER, ELECTRIC TRANSMISSION, DAM, IRRIGATION, DRINKING WATER, SWEWRAGE, CANAL, COMMERCIAL BUILDING ETC.) 7000000000 NRS	200



S.N.	Investor	Industry Name	Address	Total Capital	Fixed Capital	Product and Annual Capacity	Employment
320	MR. CALEB DANIEL ALFORD (USA)	VALLEY LEARNING CENTER PVT. LTD.	काठमाडौं जिल्ला काठमाण्डौ महानगरपालिका वडा नं. ६	5,000,000	4,000,000	ENGLISH LANGUAGE TRAINING 365 NOS.	16
321	MR. DUOJIENANJIA (CHINA (MAINLAND)), MS. ESTHER TEJEDOR RAMOS (SPAIN)	TEJEDOR SOFTWARE PVT. LTD.	काठमाडौं जिल्ला, कागेश्वरी मनहरा न.पा. १५	10,000,000	7,600,000	SOFTWARE DEVELOPMENT 400 PACKAGES	49
322	MR. EDDY FRANCK FOKWEN KAMDEM (CANADA), MS. TOMOYO KAWAKAMI (JAPAN)	MERO DISCOUNT PVT. LTD.	चितवन जिल्ला भरतपुर महानगरपालिका वडा नं. ९	10,500,000	9,000,000	PRINTED ADVERTISEMENTS MATERIALS 300 NOS, AUDIO VIDEO ADVERTISEMENTS MATERIALS 100 NOS	20
323	MR. PETER JOSEPH GRAIF (USA)	KULA CULTURE MANAGEMENT TRAINING PVT. LTD.	ललितपुर जिल्ला ललितपुर महानगरपालिका वडा नं. २	5,000,000	3,800,000	MANAGEMENT TRAINING 240 PERSONS	19
324	MR. FELIX MIGUAL ORELLANA ROMERO (SALVADOR)	CENTER FOR COMMUNITY TRANSFORMA	ललितपुर जिल्ला ललितपुर	5,000,000	3,800,000	MANAGEMENT TRAINING 480 NOS	14

S.N.	Investor	Industry Name	Address	Total Capital	Fixed Capital	Product and Annual Capacity	Employment
		TION PVT. LTD.	महानगरपालिका वडा नं. ४				
325	MR. DING SHAOMING (CHINA (HONG KONG)), MR. MAO JIKUN (CHINA (MAINLAND))	HUI SHENG INTERNATIONAL CARGO PVT. LTD.	काठमाडौं जिल्ला काठमाण्डौ महानगरपालिका वडा नं. २९	10,000,000	8,500,000	CARGO HANDLING 4500 MT	19
326	MR. YING XIAOFENG (CHINA (MAINLAND)), MS. CHEN TIAN TIAN (CHINA (MAINLAND)), MR. XIA XIAOMAO (CHINA (MAINLAND)), MR. WANG TAIPING (CHINA (MAINLAND)), MR. WNAG XIAOLAN (CHINA (MAINLAND))	SHIVAPURI INTERNATIONAL CARGO PVT. LTD.	काठमाडौं जिल्ला काठमाण्डौ महानगरपालिका वडा नं. १७	25,000,000	20,000,000	CARGO HANDLING 8000 MT	55
327	MR. LI XIMING (CHINA (MAINLAND)), MS. DENG XIYUN (CHINA (MAINLAND)), MR.	FISH TAIL INTERNATIONAL CARGO PVT. LTD.	काठमाडौं जिल्ला काठमाण्डौ महानगरपालिका वडा नं. ६, बौद्ध	30,000,000	24,000,000	CARGO HANDLING 9000 MT	45

S.N.	Investor	Industry Name	Address	Total Capital	Fixed Capital	Product and Annual Capacity	Employment
	YI JIAN (CHINA (MAINLAND)), MR. CHEN GUOJUN (CHINA (MAINLAND)), MS. WEI RUOXIN (CHINA (MAINLAND)), MS. ZHOU MIAOFENG (CHINA (MAINLAND))						
328	MS. RHIMBUM LEE (SOUTH KOREA)	PHUL MAYA KOREAN LANGUAGE CENTER PVT. LTD.	रूपन्देही जिल्ला तिलोत्तमा नगरपालिका (साविक करहिया गा.वि.स.) वडा नं. १६	5,000,000	4,000,000	KOREAN LANGUAGE TRAINING 125 PERSONS, JAPANESE 125 PERSONS, ENGLISH LANGUAGE TRAINING 125 PERSONS	16
329	MR. ZHANG JIANLI (CHINA (MAINLAND)), MR. LI XIN (CHINA (MAINLAND)), MR. CHEN HONG (CHINA (MAINLAND))	CHENG HONG CARGO PVT. LTD.	काठमाडौं जिल्ला काठमाण्डौ महानगरपालिका वडा नं. ३०	15,000,000	13,400,000	CARGO HANDLING 2500 MT	20
330	MR. LU JIANCHENG (CHINA (MAINLAND)), MS. TANG JING (CHINA	JING LU CARGO PVT. LTD.	काठमाडौं जिल्ला काठमाण्डौ	15,000,000	13,600,000	CARGO HANDLING 2400 MT	18

S.N.	Investor	Industry Name	Address	Total Capital	Fixed Capital	Product and Annual Capacity	Employment
	(MAINLAND)), MR. FANG XIAOSAN (CHINA (MAINLAND))		महानगरपालिका वडा नं. ३०				
331	श्री रविन दास श्रेष्ठ, श्री युनिगार्ड हेल्थ केयर सर्भिस प्रा.लि.	INTERNATIONAL INSTITUTE OF MEDICAL SCIENCES PVT. LTD.	दाङ जिल्ला तुल्सीपुर नगरपालिका वडा नं. १२	500,000,000	470,000,000	ANNUAL STUDENT INTAKE 300 STUDENTS, HOSPITAL 100 BEDS	263
332	M/S VEGETOOP CO. LTD. (JAPAN), MR. SAROJ KUMAR KHATRI (NEPAL)	VEGETOOP NEPAL PVT. LTD.	ललितपुर जिल्ला ललितपुर महानगरपालिका वडा नं. १९	10,000,000	8,200,000	CHINESE LANGUAGE TRAINING 100 PERSONS, JAPANESE LANGUAGE TRAINING 100 PERSONS, ENGLISH LANGUAGE TRAINING 100 PERSONS, KOREAN LANGUAGE TRAINING 100 PERSONS, MANAGEMENT TRAINING 100 PERSONS	21
333	MR. KUMAR RAJIV RANJAN (INDIA), MS. SHOBADEVI MANDAL (NEPAL),	A.S. INTERNATIONAL	भक्तपुर जिल्ला मध्यपुर ठिमी	30,000,000	27,000,000	LABORATORY SERVICE (FOR TESTING CONSTRUCTION	25

S.N.	Investor	Industry Name	Address	Total Capital	Fixed Capital	Product and Annual Capacity	Employment
	M/S TECHNOVATION ENGINEERING SERVICE PVT. LTD. (NEPAL)	LABORATORY PVT. LTD.	नगरपालिका वडा नं. १५			MATERIALS) 3000 NOS	
334	MS. MIREN BEROZ ISUSQUIZA (SPAIN), MR. DIEGO DAVID ARAYA GUERRA (CHILE), MR. HUANG CONG (CHINA (MAINLAND)), MR. FANG XUEMING (CHINA (MAINLAND))	HUANG CONSTRUCTION COMPANY PVT. LTD.	काठमाडौं जिल्ला काठमाण्डौ महानगरपालिका वडा नं. २९	20,000,000	7,000,000	VARIOUS KINDS OF CONSTRUCTION WORKS 140000000 बराबर	45
335	MS. CHEN TONGHUA (CHINA (MAINLAND))	AMADABLAM LOGISTICS PVT. LTD.	काठमाडौं जिल्ला काठमाण्डौ महानगरपालिका वडा नं. १७	10,000,000	8,500,000	CARGO HANDLING 4000 MT	20
336	MS. MARY LOUISE DURBANO (USA), DR. AMRIT BARAL (NEPAL)	WRITING MATTERS POKHARA PVT. LTD.	कास्की जिल्ला पोखरा लेखनाथ महानगरपालिका वडा नं. ६	10,000,000	8,600,000	PUBLICATION FOR PRINTED ADVERTISEMENT MATERIALS (BROCHURES, BOOKS, LEAFLETS, CATALOGS ETC. ) 14000 NOS	12

S.N.	Investor	Industry Name	Address	Total Capital	Fixed Capital	Product and Annual Capacity	Employment
337	M/S SWISS D-SOLUTIONS GMBH (SWITZERLAND)	SWISS D SOLUTIONS PVT. LTD.	कास्की जिल्ला, पोखरा लेखनाथ म.न.पा. १५	6,000,000	4,800,000	BUSINESS MANAGEMENT TRAINING 250 NOS.	14
338	MR. LI ZHUANGJUN (CHINA (MAINLAND))	SHIPING TRADE CARGO PVT. LTD.	काठमाडौं जिल्ला काठमाण्डौ महानगरपालिका वडा नं. २९	5,000,000	4,100,000	CARGO HANDLING 2100 MT	17
339	MR. DONG UK CHOI (USA)	INTERNATIONAL LEADERSHIP TRAINING CENTRE PVT. LTD.	सुर्खेत जिल्ला वीरेन्द्रनगर नगरपालिका वडा नं. ८	5,000,000	4,475,000	LEADERSHIP AND MANAGEMENT TRAINING 300 NOS	11
340	MR. ALBERT HOROWITZ (USA), MR. ROHAN SHRESTHA (NEPAL)	HOROWITZ PVT. LTD.	ललितपुर जिल्ला ललितपुर महानगरपालिका वडा नं. २	10,000,000	7,500,000	ENGINEERING CONSULTANCY 100 NOS	24
341	M/S HIGHWAY ROADLINES PVT. LTD. (INDIA), MR. MANOJ KUMAR AGRAWAL (NEPAL)	HIGHWAY ROADLINES NEPAL PVT. LTD.	रूपन्देही जिल्ला पडसरी गा.वि.स. वडा नं. ५	45,000,000	43,500,000	INLAND CLEARANCE DEPOT OPERATION 50000 CONTAINER	14

S.N.	Investor	Industry Name	Address	Total Capital	Fixed Capital	Product and Annual Capacity	Employment
342	MR. MANISH KUMAR BHANSALI (INDIA), MS. MONIKA BHANSALI JAIN (INDIA)	KIRAN CONSTRUCTION SERVICES PVT. LTD.	ललितपुर जिल्ला ललितपुर महानगरपालिका वडा नं. १	100,000,000	40,000,000	VARIOUS KINDS OF CONSTRUCTION WORKS (CONSTRUCTION RELATED TO COMMERCIAL BUILDINGS, RESIDENTIAL BUILDING/HOUSE, ROAD, BRIDGE, HYDROPOWER 500000000 RS.	70
343	MS. LIU YINGCHAO (CHINA (MAINLAND))	YO YO LANGUAGE INSTITUTE PVT. LTD.	काठमाडौं जिल्ला काठमाण्डौ महानगरपालिका वडा नं. ६	5,000,000	4,000,000	CHINESE LANGUAGE TRAINING 200 NOS., ENGLISH LANGUAGE TRAINING 200 NOS.	15
344	M/S BOOKMUNDI APS (DENMARK)	B.M. NEPAL PVT. LTD.	काठमाडौं जिल्ला काठमाण्डौ महानगरपालिका वडा नं. २६	5,000,000	3,500,000	BUSINESS PROCESS OUTSOURCING 35 UNITS, SOFTWARE DEVELOPMENT 40 PACKAGES	27

S.N.	Investor	Industry Name	Address	Total Capital	Fixed Capital	Product and Annual Capacity	Employment
345	MS. WANG JIA (CHINA (MAINLAND)), MR. LIU YANQING (CHINA (MAINLAND)), MS. YU LINLIN (CHINA (MAINLAND)), MR. FU GUANGWU (CHINA (MAINLAND)), MR. LIU BOFANG (CHINA (MAINLAND))	DA TONG LANGUAGE INSTITUTE PVT. LTD.	काठमाडौं जिल्ला काठमाण्डौ महानगरपालिका वडा नं. २९	25,000,000	22,000,000	CHINESE AND ENGLISH LANGUAGE TRAINING 1000 NOS.	20
346	MS. XIAO PEIPEI (CHINA (MAINLAND)), MR. NING XIAOLIN (CHINA (MAINLAND)), MR. WANG SHIXIAN (CHINA (MAINLAND)), MS. ZHENG YANHUI (CHINA (MAINLAND)), MR. YU MAO (CHINA (MAINLAND))	YOU YUAN CONSTRUCTION COMPANY PVT. LTD.	काठमाडौं जिल्ला स्युचाटार गा.वि.स. , नागार्जुन न.पा. ४	25,000,000	10,000,000	CONSTRUCTION SERVICE (BUILDINGS, ROADS, BRIDGES, HYDROPOWER) 155000000 बराबर	97



S.N.	Investor	Industry Name	Address	Total Capital	Fixed Capital	Product and Annual Capacity	Employment
347	M/S TIBET TIANLI ECONOMIC AND CULTURAL DEVELOPMENT CO. LTD. (CHINA (MAINLAND))	NEPAL TIAN LI LANGUAGE CENTER PVT. LTD.	काठमाडौं जिल्ला काठमाण्डौ महानगरपालिका वडा नं. ६	20,000,000	16,000,000	COMPUTER TRAINING 400 NOS., CHINESE LANGUAGE TRAINING 200 NOS., TIBETAN LANGUAGE TRAINING 200 NOS.	40
348	M/S TIBET TIANLI ECONOMIC AND CULTURAL DEVELOPMENT CO. LTD. (CHINA (MAINLAND))	EVEREST PUBLISHING HOUSE PVT. LTD.	काठमाडौं जिल्ला काठमाण्डौ महानगरपालिका वडा नं. ६, बौद्ध	45,000,000	39,000,000	BOOK PUBLICATION AND PRINTING 600000 NOS.	35
349	MR. CHEN MANJIA (CHINA (MAINLAND)), MR. LUO ZHIMIN (CHINA (MAINLAND)), MR. ZHOU XIAOSONG (CHINA (MAINLAND)), MS. ZHOU XIAOHUI (CHINA (MAINLAND)), MS. ZHOU YUSHAN (CHINA (MAINLAND))	SHUN CHENG CARGO COMPANY PVT. LTD.	काठमाडौं जिल्ला काठमाण्डौ महानगरपालिका वडा नं. १७, क्षेत्रपाटी	25,000,000	20,000,000	CARGO HANDLING 9000 MT	50

S.N.	Investor	Industry Name	Address	Total Capital	Fixed Capital	Product and Annual Capacity	Employment
350	MR. DAWA (CHINA (MAINLAND))	RATNA TRANSPORT PVT. LTD.	काठमाडौं जिल्ला काठमाण्डौ महानगरपालिका बडा नं. ६, बौद्ध	5,000,000	4,100,000	CARGO HANDLING 3200 MT	10
351	MS. SIRIKAN RUNGKAEW (THAILAND)	COCONUT GROOVE INTERIORS PVT. LTD.	ललितपुर जिल्ला, ललितपुर महानगरपालिका ३, मंगलबजार	5,000,000	4,000,000	INTERIOR DECORATION 300 NOS.	15
352	MR. LIU WEI (CHINA (MAINLAND)), MR. ZHANG SHAOQUAN (CHINA (MAINLAND)), MS. GU NAN (CHINA (MAINLAND)), MR. WEI LEI (CHINA (MAINLAND)), MR. LI HONGWEI (CHINA (MAINLAND)), MR. BAI FENGMING (CHINA (MAINLAND))	GLOBE LANGUAGE INSTITUTE PVT. LTD.	ललितपुर जिल्ला, ललितपुर महानगरपालिका २०, कुमारीपाटी	30,000,000	25,000,000	COMPUTER TRAINING 200 NOS., CHINESE LANGUAGE TRAINING 300 NOS., ENGLISH LANGUAGE TRAINING 100 NOS., NEPALI LANGUAGE TRAINING 200 NOS., MUSIC TRAINING 100 NOS.	47

S.N.	Investor	Industry Name	Address	Total Capital	Fixed Capital	Product and Annual Capacity	Employment
353	MR. GUILLAUME COLLET (FRANCE)	PSYCHO BLOCK CLIMBING PVT. LTD.	कास्की जिल्ला, पोखरा लेखनाथ म.न.पा. ६	5,000,000	4,500,000	INDOOR CLIMBING 10000 PERSONS	10
354	श्री प्रताप जंग पाण्डे	KAILAS HELICOPTER SERVICES PVT. LTD.	काठमाडौं जिल्ला काठमाण्डौ महानगरपालिका वडा नं. ९	849,799,810	804,571,800	NO. OF FLIGHTS 2520 NO	45
<b>Category : Tourism (पर्यटनमुलक)</b>							
355	MR.MICKY BROCKER (THE NETHERLANDS)	PURNA BIKRAM COZY STAY PVT.LTD.	काठमाडौं जिल्ला काठमाण्डौ महानगरपालिका वडा नं. ३५	5,000,000	3,000,000	HOTEL 30 BEDS, RESTAURANT 40 SEATS	10
356	MR. XIE GANG (CHINA (MAINLAND)), MR. GAMA DENGZHU (CHINA (MAINLAND)), MS. ZHANG LIJUN (CHINA (MAINLAND)), MS. ZHENG YAYUN (CHINA (MAINLAND)), MS.	GAMA GANG HOTEL PVT. LTD.	काठमाडौं जिल्ला काठमाण्डौ महानगरपालिका वडा नं. २९	25,000,000	23,000,000	HOTEL 30 BEDS, RESTAURANT 40 SEATS	20

S.N.	Investor	Industry Name	Address	Total Capital	Fixed Capital	Product and Annual Capacity	Employment
	ZHANG LU (CHINA (MAINLAND))						
357	MS. FU XIAOSHU (CHINA (MAINLAND)), MR. ZHOU CHAO (CHINA (MAINLAND)), MR. ZHANG DONGLIANG (CHINA (MAINLAND))	FU CHAO RESTAURANT PVT. LTD.	काठमाडौं जिल्ला काठमाण्डौ महानगरपालिका वडा नं. २९	15,000,000	9,900,000	RESTAURANT 80 SEATS	17
358	MS. KOH MEI LIN (MALAYSIA), MS. MEREDITH PAIGE NEUMANN (USA), MR. AURELIAN PREDA (ROMANIA)	SEA FIRE RESTAURANT PVT. LTD.	काठमाडौं जिल्ला काठमाण्डौ महानगरपालिका वडा नं. २९	15,000,000	9,900,000	RESTAURANT 80 SEATS	12
359	MR. LI ZHIQUAN (CHINA (MAINLAND)), MR. WANG DAJUN (CHINA (MAINLAND)), MR. WANG JIKUN (CHINA (MAINLAND)), MS. FENG AILI (CHINA (MAINLAND)), MS. WEN ZHIMEI	LI JUN RESTAURANT PVT. LTD.	ललितपुर जिल्ला ललितपुर महानगरपालिका वडा नं. ३	25,000,000	19,400,000	RESTAURANT 80 SEATS	17

S.N.	Investor	Industry Name	Address	Total Capital	Fixed Capital	Product and Annual Capacity	Employment
	(CHINA (MAINLAND))						
360	MR. MA SHENDE (CHINA (MAINLAND)), MR. CHEN WEI (CHINA (MAINLAND)), MR. PENG CHUAN (CHINA (MAINLAND)), MS. CHENG XIANGQING (CHINA (MAINLAND)), MR. NENG ZHOU (CHINA (MAINLAND))	MEI YU HOTEL WITH RESTAURANT PVT. LTD.	ललितपुर जिल्ला ललितपुर महानगरपालिका वडा नं. ३	25,000,000	21,500,000	HOTEL 40 BEDS, RESTAURANT 70 SEATS	41
361	MR. YOICHI TADA (JAPAN), MS. LOUISE TERESA NEVITT (UK), MR. ERICH WILLIAM LEWIS (USA), MR. RYO YONEDA (JAPAN)	LOUISE ERICH RESTAURANT PVT. LTD.	काठमाडौं जिल्ला काठमाण्डौ महानगरपालिका वडा नं. २९	20,000,000	17,500,000	HOTEL 40 BEDS, RESTAURANT 70 SEATS	75
362	MR. CLINTON POWELL (UK)	COFFE SANSAR PVT. LTD.	काठमाडौं जिल्ला काठमाण्डौ महानगरपालिका वडा नं. २	5,000,000	4,200,000	RESTAURANT 40 SEATS	14

S.N.	Investor	Industry Name	Address	Total Capital	Fixed Capital	Product and Annual Capacity	Employment
363	MR. CHEN YAN (CHINA (MAINLAND)), MS. ZUO ZHENZHEN (CHINA (MAINLAND)), MS. DING XIAOBO (CHINA (MAINLAND)), MS. LAMIS JAMIL (LEBANON), MS. MA SHUANG (CHINA (MAINLAND))	XIAOBO HOTEL AND RESTAURANT PVT. LTD.	काठमाडौं जिल्ला चन्द्रागिरी न.पा. वडा नं. १५	25,000,000	22,500,000	HOTEL 34 BEDS, RESTAURANT 50 SEATS	25
364	MR. JIN XIAODONG (CHINA (MAINLAND)), MR. ZHAN SHENG (CHINA (MAINLAND))	ZHAN GONG GUAN TEA HOUSE PVT. LTD.	काठमाडौं जिल्ला काठमाण्डौ महानगरपालिका वडा नं. ३०	10,000,000	8,400,000	RESTAURANT 100 SEATS	27
365	MR. ZHU XINFENG (CHINA (MAINLAND)), MR. ZHU XINHUI (CHINA (MAINLAND)), MR. TANG GUANGMING (CHINA (MAINLAND)), MR. WANG JIANRONG (CHINA (MAINLAND)), MR.	GUANGMING HOTEL AND RESTAURANT PVT. LTD.	काठमाडौं जिल्ला चन्द्रागिरी न.पा. वडा नं. १५	25,000,000	23,000,000	HOTEL 32 BEDS, RESTAURANT 40 SEATS	20

S.N.	Investor	Industry Name	Address	Total Capital	Fixed Capital	Product and Annual Capacity	Employment
	QI SHENGCHUAN (CHINA (MAINLAND))						
366	MS. MA SUMU (CHINA (MAINLAND)), MR. KOU WEIYONG (CHINA (MAINLAND)), MR. MA JIANFA (CHINA (MAINLAND)), MR. ZE RANGJIA (CHINA (MAINLAND)), MR. GONG MUGE (CHINA (MAINLAND))	XI BEI HUI ZU RESTAURANT PVT. LTD.	काठमाडौं जिल्ला काठमाण्डौ महानगरपालिका वडा नं. १६	25,000,000	19,700,000	RESTAURANT 80 SEATS	17
367	MS. XUAN MEI (CHINA (MAINLAND)), MS. WANG ZHANG MIN (CHINA (MAINLAND)), MS. WANG YUN XIA (CHINA (MAINLAND)), MS. SE LI MA (CHINA (MAINLAND)), MR. ZHAO XUO KUI (CHINA (MAINLAND))	MIN MEI RESTAURANT PVT. LTD.	काठमाडौं जिल्ला काठमाण्डौ महानगरपालिका वडा नं. १६	25,000,000	19,950,000	RESTAURANT 50 SEATS	17

S.N.	Investor	Industry Name	Address	Total Capital	Fixed Capital	Product and Annual Capacity	Employment
368	MR. KAZUO TANIKAWA (JAPAN)	PEACE OF MIND RESTAURANT CAFE AND HOTEL PVT. LTD.	कास्की जिल्ला पोखरा लेखनाथ महानगरपालिका वडा नं. २५	5,000,000	4,000,000	HOTEL 20 BEDS, RESTAURANT 30 SEATS	15
369	MR. UEKI MASAKAZU (JAPAN), MR. MAHMOUD NAIM SHUKRI (NORWAY)	KATUS RESTAURANT PVT. LTD.	काठमाडौं जिल्ला चन्द्रागिरी न.पा. वडा नं. १३	10,000,000	8,000,000	HOTEL 30 BEDS, RESTAURANT 40 SEATS	25
370	श्री विश्वेस श्रेष्ठ	MOUNTAIN GLORY PVT. LTD.	कास्की जिल्ला पोखरा लेखनाथ महानगरपालिका वडा नं. २३, राइचौर	129,000,000	120,000,000	होटल ९३ बेड, रेष्टुरेन्ट १२० सीट	122
371	MS. LUO JING (CHINA (MAINLAND))	TEA FOREST RESTAURANT PVT. LTD.	कास्की जिल्ला पोखरा लेखनाथ महानगरपालिका वडा नं. ६	5,000,000	4,000,000	RESTAURANT 60 SEATS	15
372	MR. RENAUD LEGLISE (FRANCE), MR. LAWRENCE SIM BOON GEE (SINGAPORE), MR.	BLOOMBERG RESTAURANT PVT. LTD.	काठमाडौं जिल्ला काठमाण्डौ	20,000,000	16,750,000	RESTAURANT 130 SEATS	17



S.N.	Investor	Industry Name	Address	Total Capital	Fixed Capital	Product and Annual Capacity	Employment
	ALEXANDER CHRISTOPHER DUNCAN (UK), MR. LEV LIPKIN (RUSSIA)		महानगरपालिका वडा नं. २९				
373	श्री विराट शम्शेर ज.ब.रा.	BABAR MAHAL VILAS PVT. LTD.	काठमाडौं जिल्ला काठमाण्डौ महानगरपालिका वडा नं. ११	200,000,000	183,500,000	होटल ४८ बेड, रेष्टुरेन्ट १०० सीट	149
374	MR. YANG PENGFEI (CHINA (MAINLAND)), MS. ZHOU JUGIN (CHINA (MAINLAND)), MS. HE JUHUA (CHINA (MAINLAND)), MS. GONG MANYUN (CHINA (MAINLAND)), MR. LIU TIE (CHINA (MAINLAND))	JUHUA NEPAL HOTEL AND RESTAURANT PVT. LTD.	काठमाडौं जिल्ला चन्द्रागिरी न.पा. वडा नं. १८	25,000,000	23,000,000	HOTEL 32 BEDS, RESTAURANT 40 SEATS	20
375	श्री रामचन्द्र राना	LE SHERPA PVT. LTD.	काठमाडौं जिल्ला काठमाण्डौ महानगरपालिका वडा नं. २	45,800,000	36,500,000	रेष्टुरेन्ट २०० सीट	17

S.N.	Investor	Industry Name	Address	Total Capital	Fixed Capital	Product and Annual Capacity	Employment
376	MS. WANG QIULI (CHINA (MAINLAND)), MS. LI YUQI (CHINA (MAINLAND)), MR. ZHOU YINGJU (CHINA (MAINLAND)), MR. GU JIANMIN (CHINA (MAINLAND))	QIULI HOTEL AND RESTAURANT PVT. LTD.	काठमाडौं जिल्ला चन्द्रागिरी न.पा. वडा नं. १५	20,000,000	18,000,000	HOTEL 32 BEDS, RESTAURANT 40 SEATS	20
377	MR.DONGDONG YAN (CHINA (MAINLAND)), MS. TANG YUHUI (CHINA (MAINLAND))	ROMANTIC HOLIDAY MANOR RESTAURANT AND HOTEL	कास्की जिल्ला पोखरा लेखनाथ महानगरपालिका वडा नं. २६	10,000,000	7,900,000	HOTEL 40 BEDS, RESTAURANT 70 SEATS	41
378	MR. MORITZ WEIBENHORN (GERMANY), MR. PARSURAM PANTA (NEPAL)	SHANTIPUR KATHMANDU HOTEL PVT.LTD.	काठमाडौं जिल्ला काठमाण्डौ महानगरपालिका वडा नं. १६	26,000,000	24,000,000	HOTEL 36 BEDS, RESTAURANT 60 SEATS	26
379	MS. RITA HOLLYWOOD (UK), MS. ELENA NEKRASOVA (RUSSIA), MR. SACHA DUFRESNE	MONUMENT RESTAURANT PVT.LTD.	काठमाडौं जिल्ला काठमाण्डौ महानगरपालिका वडा नं. २९	20,000,000	16,750,000	RESTAURANT 130 SEATS	17

S.N.	Investor	Industry Name	Address	Total Capital	Fixed Capital	Product and Annual Capacity	Employment
	(CANADA), MR. JAMIE RYAN ROSS (USA)						
380	M/S ZHAN DA SHI HOTEL PVT. LTD. (CHINA (MAINLAND))	ZHAN DA SHI HOTEL PVT. LTD. UNIT 1	चितवन जिल्ला रत्ननगर नगरपालिका वडा नं. १८	2,500,000	1,900,000	HOTEL 18 BEDS, RESTAURANT 20 SEATS	12
381	MR. ZERANG DONGZHOU (CHINA (MAINLAND)), MR. ZHA YANGLMAO (CHINA (MAINLAND)), MR. LIAO XIAOWEI (CHINA (MAINLAND)), MR. TEBASNAG (CHINA (MAINLAND)), MR. GENGDENGJIACUO (CHINA (MAINLAND))	ZERANG HOTEL PVT. LTD.	काठमाडौं जिल्ला काठमाण्डौ महानगरपालिका वडा नं. २९	25,000,000	21,400,000	HOTEL 40 BEDS, RESTAURANT 70 SEATS	41
382	MR. TIAN QING HONG (CHINA (MAINLAND)), MR. LI ZHONG XIAN (CHINA (MAINLAND)), MR. DING ZHAN HAO	JIN FAN WAN RESTAURANT PVT. LTD.	नवलपरासी जिल्ला गैडाकोट गा.वि.स. वडा नं. २	25,000,000	19,700,000	RESTAURANT 80 SEATS	17

S.N.	Investor	Industry Name	Address	Total Capital	Fixed Capital	Product and Annual Capacity	Employment
	(CHINA (MAINLAND)), MR. YU XIAO HONG (CHINA (MAINLAND)), MR. ZHANG YING JIE (CHINA (MAINLAND))						
383	MR. HOOJAE JUN (SOUTH KOREA), MRS. DHANU KUMARI GHARTI (NEPAL)	SARANGCHHE GARDEN RESTAURANT PVT. LTD.	ललितपुर जिल्ला ललितपुर महानगरपालिका वडा नं. ९	6,000,000	3,800,000	HOTEL 20 BEDS, RESTAURANT 50 SEATS	13
384	MR. DING FUBIN (CHINA (MAINLAND)), MR. XIONG HAN FENG (CHINA (MAINLAND))	XING YUE CHINESE RESTAURANT PVT. LTD.	काठमाडौं जिल्ला काठमाण्डौ महानगरपालिका वडा नं. ३०	10,000,000	8,400,000	RESTAURANT 100 SEATS	27
385	MR. YANG TUAN WEI (CHINA (MAINLAND)), MR. YU BO TAO (CHINA (MAINLAND)), MR. YU PENG TAO (CHINA (MAINLAND)), MR. GUAN ZUN ZHONG (CHINA	TUAN YUAN RESTAURANT PVT. LTD.	चितवन जिल्ला भरतपुर महानगरपालिका वडा नं. ७	25,000,000	19,950,000	RESTAURANT 80 SEATS	17

S.N.	Investor	Industry Name	Address	Total Capital	Fixed Capital	Product and Annual Capacity	Employment
	(MAINLAND)), MR YU SHOU JIN (CHINA (MAINLAND))						
386	MS. PING YAN (CHINA (MAINLAND)), MS. CHEN YANPING (CHINA (MAINLAND)), MR. JIN HUABING (CHINA (MAINLAND))	HUAREN RESTAURANT AND BAR PVT. LTD.	काठमाडौं जिल्ला काठमाण्डौ महानगरपालिका वडा नं. २९	15,000,000	12,000,000	RESTAURANT 100 SEATS	25
387	MR. MA MA NAI (CHINA (MAINLAND)), MR. MA LAI SU (CHINA (MAINLAND)), MR. XIONG TING GUI (CHINA (MAINLAND)), MR. AI CAN (CHINA (MAINLAND)), MR. DENG ZHI QIONG (CHINA (MAINLAND))	YIN YU LIANG MUSLIM HOTEL WITH RESTAURANT PVT. LTD.	धादिङ जिल्ला नौबिसे गा.वि.स. वडा नं. १, धार्के	25,000,000	23,000,000	HOTEL 30 BEDS, RESTAURANT 35 SEATS	20
388	श्रीमती लक्ष्मी श्रेष्ठ	JHIMA HOTEL PVT. LTD.	रुपन्देही जिल्ला बुटवल	44,000,000	37,500,000	होटल ४८ बेड, रेष्टुरेन्ट ५० सीट	28

S.N.	Investor	Industry Name	Address	Total Capital	Fixed Capital	Product and Annual Capacity	Employment
			नगरपालिका वडा नं. ६				
389	MR. ZHANG XIN BIN (CHINA (MAINLAND))	HOTEL CHIDIBAN PVT. LTD.	ललितपुर जिल्ला ललितपुर महानगरपालिका वडा नं. ११	45,000,000	41,000,000	HOTEL 32 BEDS, RESTAURANT 40 SEATS	20
390	MR. HE QIANG (CHINA (MAINLAND)), MR. HU HONG WEI (CHINA (MAINLAND)), MR. SHENG YU JUN (CHINA (MAINLAND)), MR. GENG GA (CHINA (MAINLAND)), MS. SUN YAN HONG (CHINA (MAINLAND))	HOTEL DING QIANG WITH RESTAURANT PVT. LTD.	काठमाडौं जिल्ला बुढानिलकण्ठ नगरपालिका वडा नं. १२	25,000,000	21,900,000	HOTEL 40 BEDS, RESTAURANT 70 SEATS	41
391	श्री प्रमोद कुमार यादव	BODHI RED SUN HOTEL PVT. LTD.	रुपन्देही जिल्ला बसन्तपुर गा.वि.स. वडा नं. ८	293,900,000	282,600,000	होटल ८० बेड, रेष्टुरेन्ट २०० सीट	125

S.N.	Investor	Industry Name	Address	Total Capital	Fixed Capital	Product and Annual Capacity	Employment
392	MR. JING DEMIN (CHINA (MAINLAND)), MR. YONGBIN WU (CHINA (MAINLAND))	HOMELAND RESTAURANT PVT. LTD.	कास्की जिल्ला पोखरा लेखनाथ महानगरपालिका वडा नं. ६	10,000,000	9,000,000	RESTAURANT 130 SEATS	17
393	MR. XU BAIAN (CHINA (MAINLAND)), MR. WANG LI (CHINA (MAINLAND)), MR. ZHAO LEFEI (CHINA (MAINLAND)), MR. CHANG KENG (CHINA (MAINLAND)), MR. ZHAO XIN (CHINA (MAINLAND)), MR. ZHAO MING (CHINA (MAINLAND))	WANGLI HOTEL AND RESTAURANT PVT. LTD.	काठमाडौं जिल्ला काठमाण्डौ महानगरपालिका वडा नं. २९	30,000,000	27,000,000	HOTEL 30 BEDS, RESTAURANT 40 SEATS	20
394	MS. YU YAN (CHINA (MAINLAND)), MS. TENG DA (CHINA (MAINLAND)), MS. JIANG HUI (CHINA (MAINLAND))	SHANGDONG HOLIDAY INN PVT. LTD.	काठमाडौं जिल्ला महाकाल गा.वि.स. वडा नं. ७	15,000,000	12,900,000	HOTEL 40 BEDS, RESTAURANT 70 SEATS	29
395	MR. WAN LUTONG (CHINA (MAINLAND)), MS. LI XIAOQIN (CHINA	LIAN XIANG GE PVT. LTD.	काठमाडौं जिल्ला काठमाण्डौ	20,000,000	16,300,000	RESTAURANT 130 SEATS	17

S.N.	Investor	Industry Name	Address	Total Capital	Fixed Capital	Product and Annual Capacity	Employment
	(MAINLAND)), MS. YANG SHUO (CHINA (MAINLAND)), MS. LIN FENG (CHINA (MAINLAND))		महानगरपालिका वडा नं. ६				
396	MR. REN ZHEN CIZHU (CHINA (MAINLAND)), MS. XIE JING XIA (CHINA (MAINLAND)), MR. RUAN LIE (CHINA (MAINLAND))	REN RUAN HOTEL AND RESTAURANT PVT. LTD.	काठमाडौं जिल्ला काठमाण्डौ महानगरपालिका वडा नं. २९	15,000,000	9,900,000	HOTEL 40 BEDS, RESTAURANT 70 BEDS	41
397	MS. YUN RUI XIA (CHINA (MAINLAND))	HOTEL GRANATE ROUGE PVT. LTD.	कास्की जिल्ला पोखरा लेखनाथ महानगरपालिका वडा नं. ६	10,000,000	8,000,000	HOTEL 20 BEDS, RESTAURANT 50 SEATS	29
398	MR. KIM DUYONG (SOUTH KOREA)	CHANAN BONG HOTEL WITH RESTAURANT PVT. LTD.	नवलपरासी जिल्ला रामग्राम नगरपालिका वडा नं. ७	20,000,000	18,100,000	HOTEL 20 BEDS, RESTAURANT 50 SEATS	41
399	MR. OU GAO YONG (CHINA (MAINLAND)), MR.	JIANG NAN HOTEL WITH	काठमाडौं जिल्ला काठमाण्डौ	25,000,000	22,400,000	HOTEL 40 BEDS, RESTAURANT 70 SEATS	41



S.N.	Investor	Industry Name	Address	Total Capital	Fixed Capital	Product and Annual Capacity	Employment
	ZHANG BING (CHINA (MAINLAND)), MR. MAO NAN JIANG (CHINA (MAINLAND)), MS. HUANG BO (CHINA (MAINLAND)), MS. OU YI PING (CHINA (MAINLAND))	RESTAURANT PVT. LTD.	महानगरपालिका वडा नं. ३०				
400	MS. WU YA NAN (CHINA (MAINLAND)), MR. MA SHE YOU BU (CHINA (MAINLAND)), MR. CEN XUE XING (CHINA (MAINLAND)), MR. WANG XUE ZHONG (CHINA (MAINLAND)), MS. LOU YING (CHINA (MAINLAND))	CHENG NAN MEI HOTEL WITH RESTAURANT PVT. LTD.	काठमाडौं जिल्ला काठमाण्डौ महानगरपालिका वडा नं. २९	25,000,000	21,400,000	HOTEL 46 BEDS, RESTAURANT 30 SEATS	37
401	MS. GENG ZHOU (CHINA (MAINLAND))	TAO GUEST HOUSE PVT. LTD.	जिल्ला	5,000,000	4,000,000	HOTEL 20 BEDS, RESTAURANT 30 SEATS	15
402	MR. ROGER AUGUST PFISTER (SWITZERLAND),	SILVER SPOON PVT. LTD.	काठमाडौं जिल्ला काठमाण्डौ	15,000,000	9,900,000	RESTAURANT 80 SEATS	12

S.N.	Investor	Industry Name	Address	Total Capital	Fixed Capital	Product and Annual Capacity	Employment
	MS. NATASHA ALI (UK), MR. YU-CHUN LIN (CHINA (TAIWAN))		महानगरपालिका वडा नं. १७				
403	MS. BROOKE CATHERINE LOVELL (USA)	AMRITA CAFE AND RESTAURANT PVT. LTD.	काठमाडौं जिल्ला काठमाण्डौ महानगरपालिका वडा नं. ६	10,000,000	7,400,000	RESTAURANT 100 SEATS	24
404	MR. YU ZONGXIN (CHINA (MAINLAND))	LIFE YOU INN GUEST HOUSE PVT. LTD.	कास्की जिल्ला पोखरा लेखनाथ महानगरपालिका वडा नं. ६	10,000,000	8,000,000	HOTEL 30 BEDS, RESTAURANT 40 SEATS	25
405	MS. ZHANG JIANYING (CHINA (MAINLAND)), MR. LYU TIAN (CHINA (MAINLAND)), MR. JIANG HONGCAI (CHINA (MAINLAND)), MR. HUANG XUSHENG (CHINA (MAINLAND)), MR. GUI CONDGE (CHINA (MAINLAND)), MR. LIE XINSHENG	HONGEAI HOTEL PVT. LTD.	काठमाडौं जिल्ला	35,000,000	32,000,000	HOTEL 30 BEDS, RESTAURANT 50 SEATS	26

S.N.	Investor	Industry Name	Address	Total Capital	Fixed Capital	Product and Annual Capacity	Employment
	(CHINA (MAINLAND)), MR. NIU XIANG (CHINA (MAINLAND))						
406	ओबिन्द्र बहादुर महारा	HOTEL MALA INN PVT. LTD.	दाङ जिल्ला घोराही नगरपालिका वडा नं. ११	107,396,280	102,000,000	HOTEL 103 BEDS, RESTAURANT 98 SEATS	83
407	MR. WANG JIANMIN (CHINA (MAINLAND)), MR. DONG ZHIYUAN (CHINA (MAINLAND)), MR. QIAO GUANGCHUN (CHINA (MAINLAND)), MR. WANG XIAOLAN (CHINA (MAINLAND)), MR. WANG TAIPING (CHINA (MAINLAND))	GUANGCHUN HOTEL AND RESTAURANT PVT. LTD.	काठमाडौं जिल्ला महादेवस्थान गा.वि.स. वडा नं. ७	25,000,000	23,000,000	HOTEL 32 BEDS, RESTAURANT 40 SEATS	20
408	श्री गणेश बहादुर श्रेष्ठ समेत	PALANCHOK BHAGAWATI CABLE WAYS PVT. LTD.	काभ्रे जिल्ला	600,000,000	586,200,000	केबलकार यान्त्रु ७६०००० जना	32

S.N.	Investor	Industry Name	Address	Total Capital	Fixed Capital	Product and Annual Capacity	Employment
409	श्री जगदीश कुमार अग्रवाल	KANTIPUR VILLAGE PVT. LTD.	काठमाडौं जिल्ला काठमाण्डौ महानगरपालिका वडा नं. ३०	216,831,000	209,455,000	होटल ७० बेड, रेष्टुरेन्ट ४८ सीट	37
410	MR. YI XIA (AUSTRALIA)	ISHA CAFE AND HOTEL PVT.LTD.	कास्की जिल्ला पोखरा लेखनाथ महानगरपालिका वडा नं. ६	5,000,000	4,000,000	HOTEL 20 BEDS, RESTAURANT 30 SEATS	14
411	MR. WEI FAXING (CHINA (MAINLAND))	HAO YUN LAI RESTAURANT PVT.LTD.	काठमाडौं जिल्ला काठमाण्डौ महानगरपालिका वडा नं. १४	5,000,000	3,900,000	RESTAURANT 52 SEATS	30
412	MR. HE SHENG (CHINA (MAINLAND)), MS. CHEN LI LI (CHINA (MAINLAND)), MR. XU WEN FA (CHINA (MAINLAND)), MR. ZHANG YONG KUI (CHINA (MAINLAND)), MS. ZHANG YUN HAO	CHU SHEN HOTEL WITH RESTAURANT PVT.LTD.	काठमाडौं जिल्ला काठमाण्डौ महानगरपालिका वडा नं. १६	25,000,000	21,927,000	HOTEL 48 BEDS, RESTAURANT 30 SEATS	37

S.N.	Investor	Industry Name	Address	Total Capital	Fixed Capital	Product and Annual Capacity	Employment
	(CHINA (MAINLAND))						
413	MR. JIANGYANGZEPI (CHINA (MAINLAND)), MR. DANIEL TEJEDOR RAMOS (SPAIN), MR. ALAN HARDY (UK), MR. HSU PING TSUN (CHINA (TAIWAN))	NEW MOONLIGHT RESTAURANT PVT.LTD.	काठमाडौं जिल्ला काठमाण्डौ महानगरपालिका वडा नं. १७	20,000,000	16,300,000	RESTAURANT 130 SEATS	17
414	MR. LI CHAO YUAN (CHINA (MAINLAND)), MR. RONG ZHONG TIAN CUN (CHINA (MAINLAND)), MR. DING SHAO MING (CHINA (MAINLAND)), MR. WANG QIAN JIN (CHINA (MAINLAND)), MS. ZHU WEI MAN (CHINA (MAINLAND))	MAN XI HOTEL PVT.LTD.	काठमाडौं जिल्ला काठमाण्डौ महानगरपालिका वडा नं. ४	25,000,000	23,000,000	HOTEL 32 BEDS, RESTAURANT 40 SEATS	20
415	MR. DATTA SHAWPON CHANDRA (BANGLADESH), MR.	MENGJIALA FOODS PVT.LTD.	काठमाडौं जिल्ला काठमाण्डौ	10,000,000	8,400,000	RESTAURANT 100 SEATS	27

S.N.	Investor	Industry Name	Address	Total Capital	Fixed Capital	Product and Annual Capacity	Employment
	HOHAMMED SORIFUL ISLAM BHUIYAN (BANGLADESH)		महानगरपालिका वडा नं. २				
416	लिलम बहादुर थापा	B AND B T HOTEL TRAVELS TOURS PVT.LTD.	धनकुटा जिल्ला पाखिबास गा.वि.स. वडा नं. १	49,000,000	44,000,000	TRAVEL AGENCY SERVICE 500 PERSON, HOTEL 25 ROOM, HOTEL 45 BEDS, RESTAURANT 50 SEATS	32
417	MR. ATIT UPRETY (NEPAL), MR. MATTHEW PAUL TRACY (USA)	RATO PANDA FOODS PVT.LTD.	काठमाडौं जिल्ला काठमाण्डौ महानगरपालिका वडा नं. ७	5,500,000	4,700,000	RESTAURANT 40 SEATS	14
418	MR. ZELANGZHAXI (CHINA (MAINLAND)), MR. SHI JINTAO (CHINA (MAINLAND)), MR. PI CHUANXIN (CHINA (MAINLAND)), MR. LI AOLIN (CHINA (MAINLAND))	ZELAN SHI HOTEL PVT. LTD.	काठमाडौं जिल्ला काठमाण्डौ महानगरपालिका वडा नं. २९	20,000,000	18,100,000	HOTEL 20 BEDS, RESTAURANT 50 SEATS	41
419	MR. SHAY YESHAYAHU DAGANI (ISRAEL), MS. TARA	NEWA CAFE PVT. LTD.	काठमाडौं जिल्ला काठमाण्डौ	15,000,000	9,700,000	RESTAURANT 130 SEATS	17

S.N.	Investor	Industry Name	Address	Total Capital	Fixed Capital	Product and Annual Capacity	Employment
	UDDIYANI (SWITZERLAND), MS. JESSICA FRANCOIS HEYDENREICH (GERMANY)		महानगरपालिका वडा नं. ५				
420	MR. YU JIE (CHINA (MAINLAND))	YU JIE RESTAURANT PVT. LTD.	ललितपुर जिल्ला ललितपुर महानगरपालिका वडा नं. २	5,000,000	4,000,000	RESTAURANT 70 SEATS	15
421	MR. XU DAIQUAN (CHINA (MAINLAND))	CHONG QING XIAO MIAN GUAN HOTEL AND RESTAURANT PVT. LTD.	कास्की जिल्ला पोखरा लेखनाथ महानगरपालिका वडा नं. ६	5,000,000	4,000,000	HOTEL 20 BEDS, RESTAURANT 30 SEATS	11
422	श्री दिलिप कुमार ढुंगाना	HOTEL FOREST RESORT PVT. LTD	काठमाडौं जिल्ला बुढानिलकण्ठ नगरपालिका वडा नं. १	733,988,000	721,488,000	होटल १५ बेड, रेष्टुरेन्ट ५०० सीट	103
423	MS. QIAN LEI (CHINA (MAINLAND)), MR. XU CHU (CHINA (MAINLAND)), MR.	QIAN GUAN RESTAURANT PVT. LTD.	काठमाडौं जिल्ला काठमाण्डौ	25,000,000	20,000,000	RESTAURANT 150 SEATS	30

S.N.	Investor	Industry Name	Address	Total Capital	Fixed Capital	Product and Annual Capacity	Employment
	YAO LI YUAN (CHINA (MAINLAND)), MS. MA HAI LI MAI (CHINA (MAINLAND)), MS. WANG XIAO YU (CHINA (MAINLAND))		महानगरपालिका वडा नं. १६				
424	MR. ZE ZHEN JIA CUA (CHINA (MAINLAND)), MR. LIU YAN CHEN (CHINA (MAINLAND)), MR. HU JIA WEN (CHINA (MAINLAND)), MR. LI XU MING (CHINA (MAINLAND)), MR. YANG YONG AN (CHINA (MAINLAND))	YAN AN RESTAURANT PVT. LTD.	काठमाडौं जिल्ला काठमाण्डौ महानगरपालिका वडा नं. २९	25,000,000	17,000,000	RESTAURANT 100 SEATS	30
425	MR. LIANG FAGUANG (CHINA (MAINLAND)), MR. MAO FUQIN (CHINA (MAINLAND))	LIANG HOTELA AND RESTAURANT PVT. LTD.	काठमाडौं जिल्ला काठमाण्डौ महानगरपालिका वडा नं. ६	10,000,000	8,000,000	HOTEL 30 BEDS, RESTAURANT 50 SEATS	21



S.N.	Investor	Industry Name	Address	Total Capital	Fixed Capital	Product and Annual Capacity	Employment
426	MS. DORTE JUST (DENMARK), MR. SUDIP BHATTA (NEPAL)	KATHMANDU STEAK HOUSE PVT. LTD.	काठमाडौं जिल्ला काठमाण्डौ महानगरपालिका वडा नं. २९	10,000,000	7,500,000	RESTAURANT 90 SEATS	30
427	MR. KEVIN WADE CASON (USA)	KEVINS RESTAURANT PVT. LTD.	काठमाडौं जिल्ला काठमाण्डौ महानगरपालिका वडा नं. ५	5,000,000	4,200,000	RESTAURANT 40 SEATS	14
428	MS. TANG RONG (CHINA (MAINLAND)), MR. WANG JIANFENG (CHINA (MAINLAND)), MR. IMANOL GRANADINO ARRANZ (SPAIN), MR. FRANCIS ROBERT MARKUS (UK)	FAMOUS STAR HOTEL AND RESTAURANT PVT. LTD.	काठमाडौं जिल्ला काठमाण्डौ महानगरपालिका वडा नं. २९	20,000,000	16,000,000	HOTEL 20 BEDS, RESTAURANT 30 SEATS	16
429	MR. ZHOU MINGHU (CHINA (MAINLAND))	CHINA SICHUAN ZHOU JI HOT POT PVT. LTD.	काठमाडौं जिल्ला काठमाण्डौ महानगरपालिका वडा नं. २९	5,000,000	4,000,000	RESTAURANT 70 SEATS	15

S.N.	Investor	Industry Name	Address	Total Capital	Fixed Capital	Product and Annual Capacity	Employment
430	श्री अरूण कुमार ओझा	AKAMA HOTEL PVT. LTD.	काठमाडौं जिल्ला काठमाण्डौ महानगरपालिका वडा नं. ४, धुम्बाराही	500,000,000	489,860,000	होटल २०० बेड, रेष्टुरेन्ट १०० सीट	86
431	MR. STEVEN RICHARD BURKHARD (SWITZERLAND), MR. NORBU TSERING (NEPAL)	LAVEE RESIDENCE PVT. LTD.	काठमाडौं जिल्ला काठमाण्डौ महानगरपालिका वडा नं. ६	5,100,000	4,100,000	HOTEL 20 BEDS, RESTAURANT 30 SEATS	16
432	श्री अंकुर न्यौपाने	SAURABH BUSINESS CENTRE PVT. LTD.	भक्तपुर जिल्ला भक्तपुर नगरपालिका वडा नं. ३	1,005,904,179	980,175,797	होटल १६० बेड, रेष्टुरेन्ट १६० सीट	106
433	MS. SHAKHLO RAKHMATOVA (UZBEKISTAN), MS. SEVARA ABDULLAEVA (UZBEKISTAN), MS. FIRUZA DUSTOVA (UZBEKISTAN), MR. GERARD JEAN - PIERRE JACQUES NERENHAUSEN	A.N.G. RESTAURANT PVT. LTD.	काठमाडौं जिल्ला काठमाण्डौ महानगरपालिका वडा नं. ५	30,000,000	26,800,000	HOTEL 70 BEDS, RESTAURANT 40 SEATS	29

S.N.	Investor	Industry Name	Address	Total Capital	Fixed Capital	Product and Annual Capacity	Employment
	(FRANCE), MR. TANGI YANN REBOURS (FRANCE), MR. DAE KEUN YANG (SOUTH KOREA)						
434	MR. CHEN XIAOJUA (CHINA (MAINLAND))	XIAOHUA RESTAURANT PVT. LTD.	काठमाडौं जिल्ला काठमाण्डौ महानगरपालिका वडा नं. २९	5,000,000	3,900,000	RESTAURANT 76 SEATS	12
435	MR. SUN ZENG YU (CHINA (MAINLAND)), MR. GA RANG LAN JIA (CHINA (MAINLAND)), MS. LIN SHU ZHEN (CHINA (MAINLAND)), MR. ZHANG CHENG JIU (CHINA (MAINLAND)), MR. LIU HAI JUN (CHINA (MAINLAND))	HONG JUN HOTEL WITH RESTAURANT PVT. LTD.	काठमाडौं जिल्ला काठमाण्डौ महानगरपालिका वडा नं. २९	25,000,000	22,000,000	HOTEL 30 BEDS, RESTAURANT 40 SEATS	21
436	MR. YEOM KWANGSU (SOUTH KOREA), MR. ISLAM MD SAIFUL	SONGMAO HOTEL AND RESTAURANT PVT. LTD.	काठमाडौं जिल्ला काठमाण्डौ	20,000,000	16,000,000	HOTEL 30 BEDS, RESTAURANT 40 SEATS	20

S.N.	Investor	Industry Name	Address	Total Capital	Fixed Capital	Product and Annual Capacity	Employment
	(BANGLADESH), MR. LI SONGMAO (CHINA (MAINLAND)), MR HAI MINGYU (CHINA (MAINLAND))		महानगरपालिका वडा नं. १०				
437	MR. TANG XU (CHINA (MAINLAND)), MR. BALA RAM ADHIKARI (NEPAL)	CHINESE BROTHER SEKUWA CORNER PVT. LTD.	काठमाडौं जिल्ला टोखा चण्डेश्वरी गा.वि.स. वडा नं. १	10,000,000	9,100,000	RESTAURANT 80 SEATS	17
438	MR. BENJAMIN JEAN-PAUL PATRIC MONNET (FRANCE), MS. SUNSU DOO (SOUTH KOREA)	POWNA HOME PVT. LTD.	काठमाडौं जिल्ला इचडगु नारायण गा.वि.स. वडा नं. ३	10,300,000	8,300,000	HOTEL 30 BEDS, RESTAURANT 40 SEATS	25
439	श्री जगत बहादुर श्रेष्ठ	HOTEL NEPAL TARA PVT. LTD.	काठमाडौं जिल्ला काठमाण्डौ महानगरपालिका वडा नं. २९	30,000,000	27,900,000	HOTEL 20 BEDS, RESTAURANT 40 SEATS	22
440	MR. LIU XIAOING (CHINA (MAINLAND)), MR. DHAKPA GURUNG (NEPAL)	FOR YOU HOTEL PVT. LTD.	रुपन्देही जिल्ला तिलोत्तमा नगरपालिका (साविक मधवलिया	250,000,000	240,000,000	HOTEL 150 BEDS, RESTAURANT 150 SEATS	50

S.N.	Investor	Industry Name	Address	Total Capital	Fixed Capital	Product and Annual Capacity	Employment
			गा.वि.स.) वडा नं. ५				
441	MR. PENG YONGXIN (CHINA (MAINLAND)), MR. SONG HUA (CHINA (MAINLAND)), MR. LIN YONGQIANG (CHINA (MAINLAND)), MR. GAN HONGLIANG (CHINA (MAINLAND)), MS. LIU HONGXIA (CHINA (MAINLAND))	MAN XIN YUAN RESTAURANT PVT. LTD.	काठमाडौं जिल्ला काठमाण्डौ महानगरपालिका वडा नं. १६	25,000,000	20,000,000	RESTAURANT 150 SEATS	30
442	MS. XINRUI WANG (CHINA (MAINLAND))	ARISUN RESTAURANT COMPANY PVT. LTD.	काठमाडौं जिल्ला काठमाण्डौ महानगरपालिका वडा नं. २९	5,000,000	4,200,000	RESTAURANT 80 SEATS	14
443	MR. PHILIPPE JEAN M. DEFOSSÉ (BELGIUM), MS. YAM DEBI PUN (NEPAL)	BELGIAN HOTEL PVT. LTD.	कास्की जिल्ला पोखरा लेखनाथ महानगरपालिका वडा नं. २६	10,000,000	8,500,000	HOTEL 40 BEDS	15

S.N.	Investor	Industry Name	Address	Total Capital	Fixed Capital	Product and Annual Capacity	Employment
444	श्री अञ्जन श्रेष्ठ	SAFARI FRONT RESORT PVT. LTD.	चितवन जिल्ला नारायणापुर (फूलवारी) गा.वि.स. वडा नं. ६	460,000,000	444,000,000	HOTEL 45 BEDS, RESTAURANT 100 SEATS	104
445	MS. QIAN ZHOU (CHINA (MAINLAND))	UP IN THE WIND HOTEL AND RESTAURANT PVT. LTD.	कास्की जिल्ला पोखरा लेखनाथ महानगरपालिका वडा नं. ६	5,000,000	4,200,000	HOTEL 20 BEDS, RESTAURANT 40 SEATS	28
446	MS. ANGELINA FILATOVA (UKRAINE), MS. DINA LYSENKO (UKRAINE)	D.A. RESTAURANT PVT. LTD.	झापा जिल्ला खुदुनावारी गा.वि.स. वडा नं. ९	10,000,000	7,900,000	HOTEL 40 BEDS, RESTAURANT 70 SEATS	29
447	M/S WISE PEACE DEVELOPMENT LTD. (CHINA (HONG KONG))	WALDO DYNASTY HOTEL PVT. LTD.	काठमाडौं जिल्ला काठमाण्डौ महानगरपालिका वडा नं. १५	2,000,000,000	1,960,000,000	HOTEL 300 BEDS, RESTAURANT 210 BEDS	133
448	MR. LIN SHEN GUO (CHINA (MAINLAND)), MR. HU QING JIAN (CHINA	SHEN QUAN HOTEL WITH RESTAURANT PVT. LTD.	काठमाडौं जिल्ला काठमाण्डौ	25,000,000	22,000,000	HOTEL 34 BEDS, RESTAURANT 40 SEATS	22

S.N.	Investor	Industry Name	Address	Total Capital	Fixed Capital	Product and Annual Capacity	Employment
	(MAINLAND)), MR. ZHANG JIAN CONG (CHINA (MAINLAND)), MR. RUAN REN BIN (CHINA (MAINLAND)), MS. WU SHU MEI (CHINA (MAINLAND))		महानगरपालिका वडा नं. ४				
449	MR. DANIEL ALEJANDRO TAPIA VARGAS (MEXICO), MR. JOSUE FARIAS CAZARES (MEXICO)	THE MAXICANO PVT. LTD.	काठमाडौं जिल्ला टोखा सरस्वती गा.वि.स. वडा नं. ४	10,000,000	7,500,000	RESTAURANT 100 SEATS	25
450	MR. CHEON PARK (SOUTH KOREA)	SARANG AND ASHA RESTAURANT PVT. LTD.	काठमाडौं जिल्ला	5,000,000	4,000,000	RESTAURANT 60 SEATS	15
451	MS. ZHU MEIJIA (CHINA (MAINLAND)), MS. ZHU WEN XI (CHINA (MAINLAND))	HOTEL YUE XING PVT. LTD.	ललितपुर जिल्ला ठैव गा.वि.स.	30,000,000	27,500,000	HOTEL 32 BEDS, RESTAURANT 50 SEATS	35

S.N.	Investor	Industry Name	Address	Total Capital	Fixed Capital	Product and Annual Capacity	Employment
452	MR. PETER CHARLES CURD (AUSTRALIA)	ARNOLD LAYNE PVT. LTD.	कास्की जिल्ला पोखरा लेखनाथ महानगरपालिका वडा नं. ६	5,000,000	4,000,000	RESTAURANT 80 SEATS	12
453	MR. THOMAS GUY MILES STEVENS (UK), MR. MILES ELLIOT CHADWICK (UK)	ECOOVERLANDERS RESORT PVT. LTD.	गोर्खा जिल्ला आँपपिपल गा.वि.स. वडा नं. ९	10,000,000	8,000,000	HOTEL 20 BEDS, RESTAURANT 50 SEATS	29
454	MR. XIAOLONG ZHANG (CHINA (MAINLAND)), MR. CAI JIYOU (CHINA (MAINLAND)), MR. XIANGJUN LIAO (CHINA (MAINLAND)), MR. YAN WANG (CHINA (MAINLAND)), MR. LONGJIANG YU (CHINA (MAINLAND))	LIAO HOTEL AND RESTAURANT PVT. LTD.	काठमाडौं जिल्ला काठमाण्डौ महानगरपालिका वडा नं. २९	25,000,000	22,000,000	HOTEL 30 BEDS, RESTAURANT 40 SEATS	22
455	MR. WANG KAI (CHINA (MAINLAND))	THE RED HORIZON HOTEL AND RESTAURANT PVT. LTD.	कास्की जिल्ला पोखरा लेखनाथ	15,000,000	9,900,000	HOTEL 40 BEDS, RESTAURANT 70 SEATS	41



S.N.	Investor	Industry Name	Address	Total Capital	Fixed Capital	Product and Annual Capacity	Employment
			महानगरपालिका वडा नं. २६				
456	SUBASH GAUCHAN, ALOK YONJAN, BUSINESS OXYGEN PVT. LTD.	DALLE RESTAURANT PVT. LTD.	काठमाडौं जिल्ला काठमाण्डौ महानगरपालिका वडा नं. १	40,000,000	35,000,000	RESTAURANT 120 SEATS	19
457	श्री महेश्वर प्रकाश श्रेष्ठ समेत	HIMALAYAN RESORTS PVT. LTD.	काभ्रे जिल्ला	2,000,000,000	1,400,000,000	होटल ९० बेड, रेष्टुरेन्ट ३०० सीट, स्पा १०० मेम्बर, फिटनेस सेन्टर ८० मेम्बर, स्वीमिड ५० मेम्बर, सेमिनार/कन्फ्रेन्स ३०० सीट, सोसियल इभेन्ट ५०० जना	222
458	श्री मोहन लम्साल	NEPAL YOGA RETREAT CENTRE PVT. LTD.	नुवाकोट जिल्ला ककनी गा.वि.स. वडा नं. ५	240,000,000	230,000,000	होटल ४९ बेड, रेष्टुरेन्ट ६० सीट	50
459	श्री बाबुराम महत क्षेत्री	AARAMBHA GROUP OF HOSPITALITY LTD.	रुपन्देही जिल्ला बुटवल नगरपालिका वडा नं. १७	200,000,000	186,305,000	होटल ४८ बेड, रेष्टुरेन्ट ७० सीट	46

S.N.	Investor	Industry Name	Address	Total Capital	Fixed Capital	Product and Annual Capacity	Employment
460	MS. ALINA MARIA RAMBLE (UK), MS. MONIQUE LANDON (FRANCE), MS. MARION FRIER (FRANCE), MS. CORANNE KATHLEEN PLUMMER (CANADA), MS. ENARA LARIZ APARICIO (SPAIN)	EUROPA HOTEL AND RESTAURANT PVT. LTD.	काठमाडौं जिल्ला काठमाण्डौ महानगरपालिका वडा नं. २९	25,000,000	21,000,000	HOTEL 40 BEDS, RESTAURANT 50 SEATS	25
461	MR. TEMPA RINGZING GURUNG (NEPAL), MS. CIRENZHUOMA (CHINA (MAINLAND)), M/S TIBET DHODGU DEVELOPMENT CO. LTD. (CHINA (MAINLAND))	DHODGU HOTEL DEVELOPMENT COMPANY PVT. LTD.	काठमाडौं जिल्ला काठमाण्डौ महानगरपालिका वडा नं. २९	1,000,000,000	970,000,000	HOTEL 180 BEDS	90
462	MR. JIA WANG (CHINA (MAINLAND))	BHRIKUTI DEVI INITIATIVE PVT. LTD.	काठमाडौं जिल्ला काठमाण्डौ महानगरपालिका वडा नं. ६	500,000,000	490,000,000	HOTEL 40 BEDS, RESTAURANT 60 SEATS	50

S.N.	Investor	Industry Name	Address	Total Capital	Fixed Capital	Product and Annual Capacity	Employment
463	MR. DEVI LAL POUDEL (THE NETHERLANDS), MRS. ANU GURUNG (NEPAL)	ECHO BEACH RESORT PVT. LTD.	कास्की जिल्ला चापाकोट गा.वि.स. वडा नं. ३	10,000,000	7,900,000	HOTEL 40 BEDS, RESTAURANT 70 SEATS	29
464	श्री राजिभ केशर सिंह	UTOPIAN OPTIONS (NEPAL) PVT. LTD.	बर्दिया जिल्ला सूर्यपटुवा गा.वि.स. वडा नं. १	112,000,000	107,000,000	होटल २४ बेड, रेष्टुरेन्ट ३० सीट	35
465	MS. BINITA THAPA KHADKA, MR. KESAMI KOTABASI (JAPAN)	HIMALAYA TREK PVT. LTD.	काठमाडौं जिल्ला बुढानिलकण्ठ नगरपालिका वडा नं. ३	10,000,000	5,000,000	ट्रेकिङ १००० जना	10
466	श्री दिनेशराज भण्डारी	MANSAROVA R HOLIDAYINN PVT. LTD.	बाँके जिल्ला कोहलपुर गा.वि.स. वडा नं. १	350,000,000	340,000,000	होटल ४८ बेड, रेष्टुरेन्ट १०० सीट	86
467	MR. AASHISH TALWAR (INDIA)	KOYLA LOUNGE AND CAFE PVT. LTD.	कास्की जिल्ला पोखरा लेखनाथ महानगरपालिका वडा नं. ६	5,000,000	4,200,000	RESTAURANT 80 SEATS	17
468	श्री मोहन लम्साल	NEPAL YOGA RETREAT CENTRE PVT. LTD. BRANCH 1	भक्तपुर जिल्ला चांगुनारायण	10,000,000	8,500,000	होटल १८ बेड, रेष्टुरेन्ट ३० सीट	13

S.N.	Investor	Industry Name	Address	Total Capital	Fixed Capital	Product and Annual Capacity	Employment
			गा.वि.स. वडा नं. ५				
469	MR. DANIEL JAMES MCCORMICK (AUSTRALIA)	GRACEMAND U GUEST HOUSE PVT. LTD.	ललितपुर जिल्ला ललितपुर महानगरपालिका वडा नं. ४	5,000,000	4,200,000	HOTEL 20 BEDS, RESTAURANT 40 SEATS	28
470	श्री सुनील अग्रवाल	BUDDHA REGENCY PVT. LTD.	रूपन्देही जिल्ला सिद्धार्थनगर नगरपालिका वडा नं. ४	500,000,000	486,300,000	होटल २४६ बेड, रेष्टुरेन्ट ९८ सीट	49
471	MR. TAKASHI KAWANABE (JAPAN)	HOTEL YAD PVT. LTD.	कास्की जिल्ला लेखनाथ नगरपालिका वडा नं. ६	5,000,000	3,900,000	HOTEL 24 BEDS, RESTAURANT 30 SEATS	13
472	MR. RONEN PINTO (ISRAEL)	PALM HOTEL AND RESTAURANT PVT. LTD.	काठमाडौं जिल्ला काठमाण्डौ महानगरपालिका वडा नं. ६	10,000,000	8,000,000	HOTEL 32 BEDS, RESTAURANT 40 SEATS	18
473	M/S DEVYANI INTERNATIONAL	DEVYANI INTERNATIONAL NEPAL	कास्की जिल्ला पोखरा लेखनाथ	73,500,000	62,560,000	RESTAURANT 170 SEATS	30

S.N.	Investor	Industry Name	Address	Total Capital	Fixed Capital	Product and Annual Capacity	Employment
	NEPAL PVT. LTD. (NEPAL)	PVT. LTD. BRANCH UNIT 1	महानगरपालिका वडा नं. ६, LAKESIDE				
474	श्री ज्ञानेन्द्र श्रेष्ठ	BALLYS NEPAL PVT. LTD.	काठमाडौं जिल्ला काठमाण्डौ महानगरपालिका वडा नं. २६	250,000,000	102,000,000	CASINO PLAYERS 73000 PERSONS	92
475	MR. FRANCISCO JAVIER ROMERO FORTES (SPAIN), MR. METHOK DAWA SHERPA (NEPAL)	SATHI GUEST HOUSE PVT. LTD.	काठमाडौं जिल्ला काठमाण्डौ महानगरपालिका वडा नं. १५, स्वयम्भु	6,000,000	3,800,000	HOTEL 25 BEDS, RESTAURANT 50 SEATS	7
476	MR. KOO BOON KIONG (MALAYSIA), MR. LEE HENG CHO (MALAYSIA), MS. CATHERINE CEREZO (PHILIPPINES), MR. RICHIE JASON MANGALIS (MALAYSIA), MR. KHIAN KIM CHAN (MALAYSIA)	HIGHLAND HOTEL PVT.LTD.	काठमाडौं जिल्ला काठमाण्डौ महानगरपालिका वडा नं. २९	25,000,000	22,000,000	HOTEL 40 BEDS	20

S.N.	Investor	Industry Name	Address	Total Capital	Fixed Capital	Product and Annual Capacity	Employment
477	MR. SUN CHANGPING (CHINA (MAINLAND)), MR. SHI ZHIJIAN (CHINA (MAINLAND)), MR. FANG QIANG (CHINA (MAINLAND))	DNICE RESTAURANT PVT. LTD.	काठमाडौं जिल्ला काठमाण्डौ महानगरपालिका वडा नं. २९	15,000,000	12,000,000	RESTAURANT 100 SEATS	25
478	MR. WANG YUEHUA (CHINA (MAINLAND)), MR. LIN TIANYIN (CHINA (MAINLAND)), MR. NI ZHIJIA (CHINA (MAINLAND)), MR. WANG DAOJIN (CHINA (MAINLAND))	TIANYIN HOTEL PVT. LTD.	काठमाडौं जिल्ला, कागेश्वरी मनहरा न.पा. १५	20,000,000	17,000,000	HOTEL 34 BEDS, RESTAURANT 50 SEATS	20
479	MS. SYDNEY KENDAL WENDT (USA), MS. TAYLOR ASHLEY WENDT (USA)	EVERESTED GUEST HOUSE PVT. LTD.	काठमाडौं जिल्ला काठमाण्डौ महानगरपालिका वडा नं. १७	10,000,000	8,500,000	HOTEL 40 BEDS	14
480	MR. ATHANASIOS KOUKOUVANIS (GREECE), MR. CHRISTOPHER	FOOD CRAZE RESTAURANT PVT. LTD.	काठमाडौं जिल्ला काठमाण्डौ	20,000,000	16,000,000	RESTAURANT 125 SEATS	30

S.N.	Investor	Industry Name	Address	Total Capital	Fixed Capital	Product and Annual Capacity	Employment
	JAMES LIMBURG (USA), MS. SIMONE JULIA FRY (UK), MS. SHAIFA S ESMAIL (USA)		महानगरपालिका वडा नं. १७				
481	MR. ANTOINE CHRISTIAN FRANCOIS (FRANCE), MS. CHARLOTTE ALIZE PIFFARD (FRANCE), MS. HEIKA WIERENGA (USA), MR. DAVID SAMAYOA DIAZ (MEXICO), MS. CHEAH CHOOI CHUN (MALAYSIA), MS. MAUREEN ANN TAYLOR (AUSTRALIA)	LILY HOTEL PVT. LTD.	काठमाडौं जिल्ला काठमाण्डौ महानगरपालिका वडा नं. १६	30,000,000	26,800,000	HOTEL 40 BEDS, RESTAURANT 70 SEATS	29
482	MS. AUDREY EMILLE MONEYRON (FRANCE), MR. JOSE LUIS QUIJANO (AUSTRALIA), MS. MAREE FRANCES COWAN (AUSTRALIA), MR.	MONEYRON HOTEL PVT. LTD.	काठमाडौं जिल्ला काठमाण्डौ महानगरपालिका वडा नं. २९	20,000,000	16,000,000	HOTEL 30 BEDS, RESTAURANT 40 SEATS	26

S.N.	Investor	Industry Name	Address	Total Capital	Fixed Capital	Product and Annual Capacity	Employment
	DAVID JAMES LEACH (UK)						
483	MS. ANNA KATHLEEN EGAN (CANADA), MR. NIRAKAR YAKTHUMBA (NEPAL)	ANNAMAYA CAFE PVT. LTD.	ललितपुर जिल्ला ललितपुर महानगरपालिका वडा नं. ३	10,000,000	9,000,000	RESTAURANT 130 SEATS	17
484	MR. CHEN FENG CAI (CHINA (MAINLAND)), MR. GUIZHI XU (CHINA (MAINLAND)), MR. XINLONG WU (CHINA (MAINLAND))	JIANG HU KEZHAN HOTEL AND RESTAURANT PVT. LTD.	काठमाडौं जिल्ला काठमाण्डौ महानगरपालिका वडा नं. १७	20,000,000	17,500,000	HOTEL 40 BEDS, RESTAURANT 70 SEATS	41
485	MR. ALBERTO SCIOLARI (ITALY), MR. KUL BHADUR BHANDARI (NEPAL)	MILKY WAY STAR HOTEL PVT. LTD.	कास्की जिल्ला पोखरा लेखनाथ महानगरपालिका वडा नं. ११	20,000,000	17,000,000	HOTEL 40 BEDS, RESTAURANT 50 SEATS	27
486	MS. ZHANG XIAOLAN (CHINA (MAINLAND)), MS. TU LIHONG (CHINA (MAINLAND))	DUO WEI YU RESTAURANT PVT. LTD.	काठमाडौं जिल्ला काठमाण्डौ महानगरपालिका वडा नं. २९	10,000,000	8,000,000	RESTAURANT 100 SEATS	20



S.N.	Investor	Industry Name	Address	Total Capital	Fixed Capital	Product and Annual Capacity	Employment
487	MR. CHEN JUNTAN (CHINA (MAINLAND)), MR ZHANG LIANYONG (CHINA (MAINLAND)), MS. LI JING (CHINA (MAINLAND))	JUTAN JING RESTAURANT PVT. LTD.	काठमाडौं जिल्ला काठमाण्डौ महानगरपालिका वडा नं. २९	15,000,000	13,900,000	RESTAURANT 80 SEATS	17
488	MR. BIPLAB KUMAR PAUL (BANGLADESH), MR. ANOWAR HUSAIN (BANGLADESH), MR. MD SENTU RAHMAN (BANGLADESH), MR. MOHAMMAD SHOHEL RANA (BANGLADESH)	BENGALI GRILL RESTAURANT PVT. LTD.	काठमाडौं जिल्ला काठमाण्डौ महानगरपालिका वडा नं. २	20,000,000	16,000,000	RESTAURANT 125 SEATS	28
489	MR. HAO SUN (CHINA (MAINLAND))	DONG BEI HOME RESTAURANT PVT. LTD.	काठमाडौं जिल्ला काठमाण्डौ महानगरपालिका वडा नं. २९	5,000,000	4,100,000	HOTEL 20 BEDS, RESTAURANT 40 SEATS	28

S.N.	Investor	Industry Name	Address	Total Capital	Fixed Capital	Product and Annual Capacity	Employment
490	MR. CAN NGOC LINH (VIETNAM), MR. KIN YIP CHENG (CHINA (HONG KONG)), MR. TATSURO KASAMATSU (JAPAN), MR. DANY HUBERT L. NEURET (BELGIUM)	UPTOWN RESTAURANT PVT. LTD.	काठमाडौं जिल्ला काठमाण्डौ महानगरपालिका वडा नं. २९	20,000,000	16,000,000	RESTAURANT 125 SEATS	18
491	MR. IVAN HENRIQUE SILVA CIRIACO (BRAZIL), MR. DANIEL IAN DENNESS (AUSTRALIA), MR. BISHWO KARMACHARYA (NEPAL)	EVER REST CAFE PVT. LTD.	ललितपुर जिल्ला ललितपुर महानगरपालिका, ललितपुर म.न.पा. ३	20,000,000	17,500,000	HOTEL 40 BEDS, RESTAURANT 70 SEATS	41
492	M/S SILVER HERITAGE INVESTMENT PVT. LTD. (NEPAL)	TIGER TWO PVT. LTD.	झापा जिल्ला मेचीनगर नगरपालिका वडा नं. ८	1,000,000,000	950,000,000	HOTEL 160 BEDS, RESTAURANT 200 SEATS	200
493	MS. ZHENG JINGYUAN (CHINA (MAINLAND))	MAGGIE HOTEL AND RESTAURANT PVT. LTD.	ललितपुर जिल्ला ललितपुर महानगरपालिका वडा नं. २	10,000,000	8,000,000	HOTEL 30 BEDS, RESTAURANT 40 SEATS	25

S.N.	Investor	Industry Name	Address	Total Capital	Fixed Capital	Product and Annual Capacity	Employment
494	MR. PENG JUN (CHINA (MAINLAND))	HUALI HOTEL AND RESTAURANT PVT. LTD.	कास्की जिल्ला, पोखरा लेखनाथ म.न.पा. १८	5,000,000	4,100,000	HOTEL 20 BEDS, RESTAURANT 40 SEATS	9
495	MR. ZIA SHAMS (BANGLADESH)	EIGHT PVT. LTD.	कास्की जिल्ला, पोखरा लेखनाथ म.न.पा. ६	5,000,000	3,900,000	RESTAURANT 52 SEATS	30
496	MS. AKIKO SHIMIZU (CHINA (MAINLAND))	KAPPOU SHIMIZU RESTAURANT PVT. LTD.	ललितपुर जिल्ला, ललितपुर महानगरपालिका ५	5,000,000	3,200,000	RESTAURANT 100 SEATS	30
497	MR. SUN BAIHUA (CHINA (MAINLAND)), MS. LI WENQIAO (CHINA (MAINLAND)), MR. CAI LIBIN (CHINA (MAINLAND)), MR. WEI QINGSHENG (CHINA (MAINLAND)), MR. SIU LUN TANG (CHINA (HONG KONG))	QINGSHENG HOTEL PVT. LTD.	काठमाडौं जिल्ला काठमाण्डौ महानगरपालिका वडा नं. १३	25,000,000	20,000,000	HOTEL 34 BEDS, RESTAURANT 90 SEATS	35
498	M/S TIBET TIANLI ECONOMIC AND CULTURAL DEVELOPMENT CO.	NEPAL LHASA GUEST HOUSE PVT. LTD.	काठमाडौं जिल्ला काठमाण्डौ	20,000,000	15,000,000	HOTEL 30 BEDS, RESTAURANT 40 SEATS	23

S.N.	Investor	Industry Name	Address	Total Capital	Fixed Capital	Product and Annual Capacity	Employment
	LTD. (CHINA (MAINLAND))		महानगरपालिका वडा नं. ६, बौद्ध				
499	MS. LI YIRUI (CHINA (MAINLAND)), MS. ZHANG HUIMIN (CHINA (MAINLAND)), MR. ZHANG HANG (CHINA (MAINLAND)), MR. ZHOU LIJUN (CHINA (MAINLAND)), MR. ZHAO WENHAN (CHINA (MAINLAND))	EMMYS NEPAL PVT. LTD.	काठमाडौं जिल्ला, नागार्जुन न.पा. १५	25,000,000	21,300,000	HOTEL 40 BEDS	22
500	MS. MARINE MADELEINE BETHUCAT (FRANCE), MS. LISA CHRISTIANE MIKOSCH (GERMANY), MS. OLESYA DEREVYANKO (RUSSIA), MS. LUZ VIRGINIA LOPEZ MENDOZA (MEXICO)	GALLEY HOTEL PVT. LTD.	काठमाडौं जिल्ला काठमाण्डौ महानगरपालिका वडा नं. १६	20,000,000	17,500,000	HOTEL 40 BEDS, RESTAURANT 70 SEATS	41

S.N.	Investor	Industry Name	Address	Total Capital	Fixed Capital	Product and Annual Capacity	Employment
501	MR. TIE YIBULAXI (CHINA (MAINLAND)), MS. MA SUOFEIYA (CHINA (MAINLAND)), MS. CHUNG PUI IP (CHINA (HONG KONG)), MS. QIAN CHANGLE (CHINA (MAINLAND)), MR. HU WENJIN (CHINA (MAINLAND))	MUSLIM LAMIAN NODDLE RESTAURANT PVT. LTD.	काठमाडौं जिल्ला काठमाण्डौ महानगरपालिका वडा नं. २९, ठमेल	25,000,000	14,310,000	RESTAURANT 200 SEATS	30
502	MS. QIAN XUEPING (CHINA (MAINLAND)), MS. LI HUA (CHINA (MAINLAND)), MR. ZHA BO (CHINA (MAINLAND))	HUA BO RESTAURANT PVT.LTD.	काठमाडौं जिल्ला काठमाण्डौ महानगरपालिका वडा नं. २९	15,000,000	9,900,000	RESTAURANT 80 SEATS	17
503	MR. LIAO JIANBO (CHINA (MAINLAND)), MR. WANG SIXIANG (CHINA (MAINLAND))	HIMALAYA SILKROAD CHINESE RESTAURANT PVT. LTD.	ललितपुर जिल्ला, ललितपुर महानगरपालिका ३	10,000,000	9,000,000	RESTAURANT 130 SEATS	17

S.N.	Investor	Industry Name	Address	Total Capital	Fixed Capital	Product and Annual Capacity	Employment
504	MR. WEN DONGZHI (CHINA (MAINLAND)), MR. LI ZERONG (CHINA (MAINLAND)), MR. ZHANG LINGXIAO (CHINA (MAINLAND)), MR. YAO JUNWEI (CHINA (MAINLAND)), MR. JIA DUSHENG (CHINA (MAINLAND))	CHONG QING SPICY FOOD RESTAURANT PVT. LTD.	काठमाडौं जिल्ला काठमाण्डौ महानगरपालिका वडा नं. ४	25,000,000	20,000,000	RESTAURANT 160 SEATS	25
505	MR. DENG YIHAO (CHINA (MAINLAND)), MS. LAN ZONGHUI (CHINA (MAINLAND)), MR. WANG LEI (CHINA (MAINLAND)), MR. PAK CHONGHYUN (CHINA (MAINLAND))	YIHAO HOTEL PVT. LTD.	काठमाडौं जिल्ला काठमाण्डौ महानगरपालिका वडा नं. २९	20,000,000	17,000,000	HOTEL 34 BEDS, RESTAURANT 50 SEATS	20
506	MR. DALJEET SINGH (INDIA)	TRIPLE S. PVT. LTD.	काठमाडौं जिल्ला काठमाण्डौ	10,000,000	8,000,000	HOTEL 30 BEDS, RESTAURANT 40 SEATS	15

S.N.	Investor	Industry Name	Address	Total Capital	Fixed Capital	Product and Annual Capacity	Employment
			महानगरपालिका वडा नं. ३१				
507	M/S JADE SKY VENTURES LTD. (BRITISH VIRGIN ISLANDS)	AISELU HOSPITALITY PVT. LTD.	काभ्रे जिल्ला, बालुवापाटी गाउँपालिका ९	49,500,000	44,220,000	HOTEL 40 BEDS, RESTAURANT 55 SEATS	63
508	M/S DALEGLOW VENTURES INC. (BRITISH VIRGIN ISLANDS)	SAMVARA VENTURES PVT. LTD.	काभ्रे जिल्ला, बालुवापाटी देउपुर गा.वि.स ९	47,500,000	42,220,000	HOTEL 40 BEDS, RESTAURANT 55 SEATS	63

Table 2 Number of Registered by Category ( F.Y. 2073/074)

S. N.	CATEGORY	NO. OF INDUSTRY	TOTAL CAPITAL	FIXED CAPITAL	WORKING CAPITAL	NO. OF EMPLOYMENT
			(Rs. in million)	(Rs. in million)	(Rs. in million)	
1	AGRO AND FORESTRY BASED (कृषि तथा वनजन्य)	25	3,261.60	2,998.48	263.12	831
2	CONSTRUCTION (निर्माण)	3	1,690.00	1,287.00	403	172
3	ENERGY BASED (उर्जामूलक)	19	82,203.05	80,280.89	1,922.16	1,679
4	INFORMATION TECHNOLOGY (सूचना, प्रसारण तथा सञ्चार प्रविधिमा आधारित)	14	898.5	799.28	99.22	764
5	MANUFACTURING (उत्पादनमूलक)	125	43,963.88	33,758.66	10,205.21	10,675
6	MINERAL (खनिज)	3	81.7	57.9	23.8	130
7	SERVICE (सेवा)	165	15,853.56	12,177.92	3,675.64	7,012
8	TOURISM (पर्यटन)	154	14,999.72	13,547.12	1,452.60	5,215
9	<b>TOTAL</b>	<b>508</b>	<b>162,952</b>	<b>144,907</b>	<b>18,045</b>	<b>26,478</b>

Table 3 Number of Industry Registered Scale wise (F.Y. 2073/074)

S. N.	SCALE	NO. OF INDUSTRY	TOTAL CAPITAL	FIXED CAPITAL	WORKING CAPITAL	NO. OF EMPLOYMENT
			(Rs. in million)	(Rs. in million)	(Rs. in million)	
1	LARGE (ठूला)	97	144968.2	131,628.28	13,339.92	12249
2	MEDIUM (मझौला)	81	10383.65	7699.25	2684.4	4915
3	SMALL (साना) *	330	7600.17	5579.73	2020.43	9314
	<b>TOTAL</b>	<b>508</b>	<b>162952.01</b>	<b>144,907.26</b>	<b>18,044.75</b>	<b>26478</b>

\* Small Industries Listed are industry with foreign investment only.



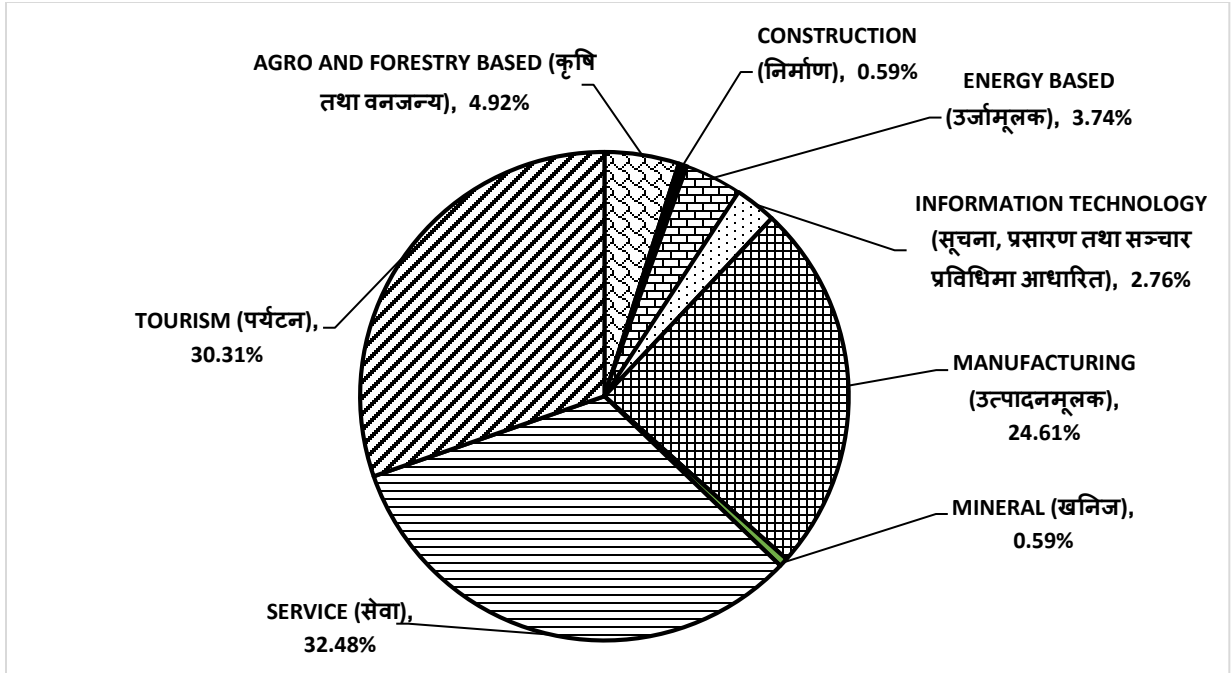


Figure 1 Percentage distribution of number of industries registered category wise (F.Y. 2073/74)

Table 4 Number of Industry Registered by Category (Up to F.Y. 2073/074)

S. N.	CATEGORY	NO. OF INDUSTRY	TOTAL CAPITAL	FIXED CAPITAL	WORKING CAPITAL	NO. OF EMPLOYMENT
			(Rs. in million)	(Rs. in million)	(Rs. in million)	
1	AGRO AND FORESTRY BASED (कृषि तथा वनजन्य)	420	20,749.5	17,698.8	3,168.7	34,245
2	CONSTRUCTION (निर्माण)	51	44,167.0	42,856.4	1,310.5	3,395
3	ENERGY BASED (उर्जामूलक)	289	695,524.5	678,437.6	17,086.9	28,668
4	INFORMATION TECHNOLOGY (सूचना, प्रसारण तथा सञ्चार आधारित)	14	898.5	799.28	99.22	764
5	MANUFACTURING (उत्पादनमूलक)	2,767	319,430.9	245,864.2	74,037.1	300,312
6	MINERAL (खनिज)	64	4,448.61	3,904.89	545.82	6,529
7	SERVICE (सेवा)	1,970	139,674.4	91,704.81	48,015.63	115,460
8	TOURISM (पर्यटन)	1,456	105,215.0	94,574.45	10,632.40	58,732
9	<b>TOTAL</b>	<b>7,031</b>	<b>1,330,108</b>	<b>1,175,840</b>	<b>154,896</b>	<b>548,105</b>

Table 5 Industries Registered - Fiscal Year and Category Wise (Up to 2073/074)

FISCAL YEAR	CATEGORY	NO. OF INDUSTRY	TOTAL CAPITAL	FIXED CAPITAL	WORKING CAPITAL	NO. OF EMPLOYMENT
			(Rs. in million)	(Rs. in million)	(Rs. in million)	
UPTO FY 2046/47	AGRO AND FORESTRY BASED (कृषि तथा वनजन्य)	2	48.28	45.62	2.65	649
	CONSTRUCTION (निर्माण)	1	50	35	15	367
	MANUFACTURING (उत्पादनमूलक)	15	2,482.49	2,185.82	296.67	1,717
	SERVICE (सेवा)	17	1,010.84	752.43	258.41	6,159
	TOURISM (पर्यटन)	11	888.56	825.49	63.07	1,318
	<b>UPTO FY 2046/47 TOTAL</b>	<b>46</b>	<b>4,480.17</b>	<b>3,844.37</b>	<b>635.8</b>	<b>10,210</b>
2028/29	TOURISM (पर्यटनमूलक)	1	247.5	239	8.5	104
	<b>2028/29 TOTAL</b>	<b>1</b>	<b>247.5</b>	<b>239</b>	<b>8.5</b>	<b>104</b>
2029/30	MANUFACTURING (उत्पादनमूलक)	1	200	148	52	165
	<b>2029/30 TOTAL</b>	<b>1</b>	<b>200</b>	<b>148</b>	<b>52</b>	<b>165</b>
2042/43	MANUFACTURING (उत्पादनमूलक)	1	49.8	42.3	7.5	57
	<b>2042/43 TOTAL</b>	<b>1</b>	<b>49.8</b>	<b>42.3</b>	<b>7.5</b>	<b>57</b>
2047/48	AGRO AND FORESTRY BASED (कृषि तथा वनजन्य)	4	114.79	109.58	5.2	1,064
	MANUFACTURING (उत्पादनमूलक)	60	839.77	312.05	527.73	3,044
	SERVICE (सेवा)	44	291.17	288.98	2.18	683
	TOURISM (पर्यटन)	27	275.57	251.13	24.44	747
	<b>2047/48 TOTAL</b>	<b>135</b>	<b>1,521.29</b>	<b>961.74</b>	<b>559.56</b>	<b>5,538</b>

FISCAL YEAR	CATEGORY	NO. OF INDUSTRY	TOTAL CAPITAL	FIXED CAPITAL	WORKING CAPITAL	NO. OF EMPLOYMENT
			(Rs. in million)	(Rs. in million)	(Rs. in million)	
2048/49	AGRO AND FORESTRY BASED (कृषि तथा वनजन्य)	26	802.36	399.86	402.5	1,859
	CONSTRUCTION (निर्माण)	8	114.82	34.32	80.5	134
	MANUFACTURING (उत्पादनमूलक)	299	4,655.33	2,929.76	1,725.57	31,880
	SERVICE (सेवा)	48	792.36	686.12	106.24	2,317
	TOURISM (पर्यटन)	55	1,145.68	596.84	548.84	1,766
	<b>2048/49 TOTAL</b>	<b>436</b>	<b>7,510.54</b>	<b>4,646.89</b>	<b>2,863.65</b>	<b>37,956</b>
2049/50	AGRO AND FORESTRY BASED (कृषि तथा वनजन्य)	14	475.86	363.84	112.02	1,240
	CONSTRUCTION (निर्माण)	5	100.04	80.96	19.08	331
	MANUFACTURING (उत्पादनमूलक)	514	6,275.43	3,878.25	2,397.18	82,996
	SERVICE (सेवा)	42	1,589.34	748.71	840.63	3,454
	TOURISM (पर्यटन)	31	2,101.30	1,595.69	505.61	1,330
	<b>2049/50 TOTAL</b>	<b>606</b>	<b>10,541.97</b>	<b>6,667.44</b>	<b>3,874.53</b>	<b>89,351</b>
2050/51	AGRO AND FORESTRY BASED (कृषि तथा वनजन्य)	8	317.5	275.84	41.65	650
	ENERGY BASED (उर्जामूलक)	1	4,500.00	4,500.0	0	2,250
	MANUFACTURING (उत्पादनमूलक)	75	6,694.83	5,246.85	1,447.98	14,094
	SERVICE (सेवा)	27	4,864.08	4,560.45	303.63	1,857
	TOURISM (पर्यटन)	36	1,971.26	1,900.44	70.82	2,086
	<b>2050/51 TOTAL</b>	<b>147</b>	<b>18,347.67</b>	<b>16,483.59</b>	<b>1,864.08</b>	<b>20,937</b>

FISCAL YEAR	CATEGORY	NO. OF INDUSTRY	TOTAL CAPITAL	FIXED CAPITAL	WORKING CAPITAL	NO. OF EMPLOYMENT
			(Rs. in million)	(Rs. in million)	(Rs. in million)	
2051/52	AGRO AND FORESTRY BASED (कृषि तथा वनजन्य)	32	1,832.04	1,507.29	324.75	5,077
	CONSTRUCTION (निर्माण)	4	74.9	63.9	11	148
	MANUFACTURING (उत्पादनमूलक)	83	9,341.52	6,526.6	2,814.92	9,147
	MINERAL (खनिज)	1	39.37	33.54	5.83	104
	SERVICE (सेवा)	56	2,191.36	1,398.63	792.73	4,646
	TOURISM (पर्यटन)	37	4,064.12	3,362.77	701.35	2,217
	<b>2051/52 TOTAL</b>	<b>213</b>	<b>17,543.31</b>	<b>12,892.73</b>	<b>4,650.58</b>	<b>21,339</b>
2052/53	AGRO AND FORESTRY BASED (कृषि तथा वनजन्य)	19	1,597.35	1,314.36	282.99	5,744
	CONSTRUCTION (निर्माण)	4	139.7	107.4	32.3	565
	MANUFACTURING (उत्पादनमूलक)	108	7,089.74	5,346.15	1,743.59	9,424
	SERVICE (सेवा)	200	7,245.50	6,223.92	1,021.57	16,463
	TOURISM (पर्यटन)	42	3,829.99	3,641.21	188.78	2,375
	<b>2052/53 TOTAL</b>	<b>373</b>	<b>19,902.27</b>	<b>16,633.04</b>	<b>3,269.24</b>	<b>34,571</b>
2053/54	AGRO AND FORESTRY BASED (कृषि तथा वनजन्य)	16	1,138.72	791.01	347.7	4,258
	CONSTRUCTION (निर्माण)	1	30	29.3	0.7	14
	MANUFACTURING (उत्पादनमूलक)	127	7,451.92	5,456.77	1,995.15	11,213
	MINERAL (खनिज)	1	250	193.5	56.5	69
	SERVICE (सेवा)	54	2,629.08	2,089.96	539.12	5,189

FISCAL YEAR	CATEGORY	NO. OF INDUSTRY	TOTAL CAPITAL	FIXED CAPITAL	WORKING CAPITAL	NO. OF EMPLOYMENT
			(Rs. in million)	(Rs. in million)	(Rs. in million)	
	TOURISM (पर्यटन)	43	2,532.75	2,416.8	115.86	3,002
	<b>2053/54 TOTAL</b>	<b>242</b>	<b>14,032.46</b>	<b>10,977.43</b>	<b>3,055.04</b>	<b>23,745</b>
	AGRO AND FORESTRY BASED (कृषि तथा वनजन्य)	5	357.25	336.61	20.64	699
2054/55	ENERGY BASED (उर्जामूलक)	2	1,501.17	1,422.67	78.5	140
	MANUFACTURING (उत्पादनमूलक)	35	2,811.00	2,081.95	729.05	3,642
	MINERAL (खनिज)	1	3.29	3	0.29	24
	SERVICE (सेवा)	41	4,153.18	3,298.86	854.32	4,380
	TOURISM (पर्यटन)	28	1,705.79	1,546.75	159.05	1,251
	<b>2054/55 TOTAL</b>	<b>112</b>	<b>10,531.68</b>	<b>8,689.83</b>	<b>1,841.85</b>	<b>10,136</b>
	AGRO AND FORESTRY BASED (कृषि तथा वनजन्य)	5	467.04	393.87	73.17	810
2055/56	ENERGY BASED (उर्जामूलक)	7	623.05	538.65	84.4	371
	MANUFACTURING (उत्पादनमूलक)	39	6,561.34	4,240.44	2,320.90	3,761
	SERVICE (सेवा)	32	3,353.60	2,939.21	414.39	2,469
	TOURISM (पर्यटन)	27	1,541.47	1,303.86	237.62	1,471
	<b>2055/56 TOTAL</b>	<b>110</b>	<b>12,546.50</b>	<b>9,416.02</b>	<b>3,130.48</b>	<b>8,882</b>
	AGRO AND FORESTRY BASED (कृषि तथा वनजन्य)	6	305.47	266.75	38.71	588
2056/57	ENERGY BASED (उर्जामूलक)	6	11,576.36	10,157.06	1,419.30	154

FISCAL YEAR	CATEGORY	NO. OF INDUSTRY	TOTAL CAPITAL	FIXED CAPITAL	WORKING CAPITAL	NO. OF EMPLOYMENT
			(Rs. in million)	(Rs. in million)	(Rs. in million)	
	MANUFACTURING (उत्पादनमूलक)	71	7,063.75	4,692.83	2,370.93	8,247
	SERVICE (सेवा)	38	4,178.90	3,626.49	552.41	4,391
	TOURISM (पर्यटन)	38	2,783.88	2,625.77	158.11	1,738
	<b>2056/57 TOTAL</b>	<b>159</b>	<b>25,908.36</b>	<b>21,368.90</b>	<b>4,539.46</b>	<b>15,118</b>
2057/58	AGRO AND FORESTRY BASED (कृषि तथा वनजन्य)	3	684.02	577.15	106.88	202
	ENERGY BASED (उर्जामूलक)	2	648.74	544.55	104.19	68
	MANUFACTURING (उत्पादनमूलक)	67	5,850.14	3,880.28	1,969.86	6,312
	SERVICE (सेवा)	42	2,242.63	1,855.69	386.93	1,430
	TOURISM (पर्यटन)	31	1,341.08	1,206.79	134.29	1,153
	<b>2057/58 TOTAL</b>	<b>145</b>	<b>10,766.61</b>	<b>8,064.46</b>	<b>2,702.15</b>	<b>9,165</b>
2058/59	AGRO AND FORESTRY BASED (कृषि तथा वनजन्य)	11	967.54	1,344.37	-376.83	736
	CONSTRUCTION (निर्माण)	1	30	27	3	95
	ENERGY BASED (उर्जामूलक)	6	6,545.93	6,393.22	152.71	1,315
	MANUFACTURING (उत्पादनमूलक)	62	7,170.37	4,627.74	2,542.63	5,192
	SERVICE (सेवा)	42	5,639.51	4,164.71	1,474.79	3,545
	TOURISM (पर्यटन)	17	2,308.30	2,190.43	117.86	858
	<b>2058/59 TOTAL</b>	<b>139</b>	<b>22,661.64</b>	<b>18,747.48</b>	<b>3,914.16</b>	<b>11,741</b>

FISCAL YEAR	CATEGORY	NO. OF INDUSTRY	TOTAL CAPITAL	FIXED CAPITAL	WORKING CAPITAL	NO. OF EMPLOYMENT
			(Rs. in million)	(Rs. in million)	(Rs. in million)	
2059/60	AGRO AND FORESTRY BASED (कृषि तथा वनजन्य)	3	250.83	222.24	28.59	631
	ENERGY BASED (उर्जामूलक)	2	662.22	625.18	37.04	165
	MANUFACTURING (उत्पादनमूलक)	63	8,733.05	5,315.34	3,417.71	9,654
	SERVICE (सेवा)	25	3,054.31	2,079.12	975.19	1,881
	TOURISM (पर्यटन)	16	503.05	424.15	78.91	546
	<b>2059/60 TOTAL</b>	<b>109</b>	<b>13,203.46</b>	<b>8,666.02</b>	<b>4,537.44</b>	<b>12,877</b>
2060/61	AGRO AND FORESTRY BASED (कृषि तथा वनजन्य)	2	171.98	131.32	40.66	400
	CONSTRUCTION (निर्माण)	1	100	50	50	46
	ENERGY BASED (उर्जामूलक)	3	1,471.40	1,391.17	80.23	1,845
	MANUFACTURING (उत्पादनमूलक)	66	5,451.96	3,396.26	2,055.71	6,171
	SERVICE (सेवा)	42	5,316.30	4,825.03	491.27	2,154
	TOURISM (पर्यटन)	32	651.77	375.85	275.92	1,071
	<b>2060/61 TOTAL</b>	<b>146</b>	<b>13,163.41</b>	<b>10,169.63</b>	<b>2,993.78</b>	<b>11,687</b>
2061/62	AGRO AND FORESTRY BASED (कृषि तथा वनजन्य)	2	129.53	109.49	128.04	98
	MANUFACTURING (उत्पादनमूलक)	43	14,470.97	10,974.1	3,496.86	5,539
	SERVICE (सेवा)	41	2,269.68	1,687.51	582.17	2,247
	TOURISM (पर्यटन)	21	1,132.96	987.66	137.4	606
	<b>2061/62 TOTAL</b>	<b>107</b>	<b>18,003.13</b>	<b>13,758.76</b>	<b>4,344.47</b>	<b>8,490</b>

FISCAL YEAR	CATEGORY	NO. OF INDUSTRY	TOTAL CAPITAL	FIXED CAPITAL	WORKING CAPITAL	NO. OF EMPLOYMENT
			(Rs. in million)	(Rs. in million)	(Rs. in million)	
2062/63	AGRO AND FORESTRY BASED (कृषि तथा वनजन्य)	2	343.45	288.25	55.2	114
	CONSTRUCTION (निर्माण)	1	45.3	45	0.3	7
	ENERGY BASED (उर्जामूलक)	2	550.99	527.84	23.15	59
	MANUFACTURING (उत्पादनमूलक)	50	5,738.99	3,912.82	1,826.17	7,328
	SERVICE (सेवा)	40	2,238.09	1,762.52	475.57	2,014
	TOURISM (पर्यटन)	25	611.03	569.41	41.62	876
	<b>2062/63 TOTAL</b>	<b>120</b>	<b>9,527.85</b>	<b>7,105.84</b>	<b>2,422.01</b>	<b>10,398</b>
2063/64	AGRO AND FORESTRY BASED (कृषि तथा वनजन्य)	1	2.84	2.59	0.26	17
	CONSTRUCTION (निर्माण)	2	499.27	479.27	20.01	12
	ENERGY BASED (उर्जामूलक)	2	466	436.3	29.7	66
	MANUFACTURING (उत्पादनमूलक)	50	5,425.82	3,725.25	1,700.57	5,308
	MINERAL (खनिज)	1	5	3.5	1.5	100
	SERVICE (सेवा)	84	1,196.71	865.4	376.31	2,554
	TOURISM (पर्यटन)	37	528.05	460.72	67.32	1,175
	<b>2063/64 TOTAL</b>	<b>177</b>	<b>8,123.68</b>	<b>5,973.02</b>	<b>2,195.66</b>	<b>9,232</b>
2064/65	AGRO AND FORESTRY BASED (कृषि तथा वनजन्य)	12	236.1	196.8	39.3	434
	CONSTRUCTION (निर्माण)	2	1,200.00	1,193.00	7	61



FISCAL YEAR	CATEGORY	NO. OF INDUSTRY	TOTAL CAPITAL	FIXED CAPITAL	WORKING CAPITAL	NO. OF EMPLOYMENT
			(Rs. in million)	(Rs. in million)	(Rs. in million)	
	ENERGY BASED (उर्जामूलक)	6	1,898.74	1,396.55	502.19	1,169
	MANUFACTURING (उत्पादनमूलक)	80	11,217.26	9,144.79	2,072.46	5,307
	MINERAL (खनिज)	3	25.5	19.95	7.65	290
	SERVICE (सेवा)	65	3,980.88	2,225.99	1,754.88	3,815
	TOURISM (पर्यटन)	59	1,567.89	1,332.47	235.42	1,768
	<b>2064/65 TOTAL</b>	<b>227</b>	<b>20,126.36</b>	<b>15,509.56</b>	<b>4,618.90</b>	<b>12,844</b>
	2065/66	AGRO AND FORESTRY BASED (कृषि तथा वनजन्य)	10	484	432.22	61.78
CONSTRUCTION (निर्माण)		3	850	837	13	299
ENERGY BASED (उर्जामूलक)		9	6,813.12	6,720.70	92.42	741
MANUFACTURING (उत्पादनमूलक)		93	10,471.20	7,999.58	2,942.12	9,828
MINERAL (खनिज)		20	2,569.00	2,376.20	192.8	2,430
SERVICE (सेवा)		94	4,548.88	3,025.34	1,524.55	4,674
TOURISM (पर्यटन)		72	1,225.16	1,135.88	89.27	1,915
<b>2065/66 TOTAL</b>		<b>301</b>	<b>26,961.36</b>	<b>22,526.92</b>	<b>4,915.94</b>	<b>20,359</b>
2066/67	AGRO AND FORESTRY BASED (कृषि तथा वनजन्य)	1	2.5	2.1	0.4	24
	CONSTRUCTION (निर्माण)	4	2,450.00	2,396.87	53.13	430
	ENERGY BASED (उर्जामूलक)	14	23,173.38	21,227.21	1,946.18	611
	MANUFACTURING (उत्पादनमूलक)	78	7,324.99	5,375.10	1,949.89	6,320

FISCAL YEAR	CATEGORY	NO. OF INDUSTRY	TOTAL CAPITAL	FIXED CAPITAL	WORKING CAPITAL	NO. OF EMPLOYMENT
			(Rs. in million)	(Rs. in million)	(Rs. in million)	
	MINERAL (खनिज)	4	588	457.05	130.95	574
	SERVICE (सेवा)	96	4,333.43	3,619.65	713.78	4,694
	TOURISM (पर्यटन)	61	1,373.05	1,274.84	98.01	1,857
	<b>2066/67 TOTAL</b>	<b>258</b>	<b>39,245.35</b>	<b>34,352.81</b>	<b>4,892.34</b>	<b>14,510</b>
2067/68	AGRO AND FORESTRY BASED (कृषि तथा वनजन्य)	21	536.56	425.42	111.14	787
	CONSTRUCTION (निर्माण)	1	45	40	5	33
	ENERGY BASED (उर्जामूलक)	19	67,753.12	66,968.0	785.08	3,387
	MANUFACTURING (उत्पादनमूलक)	68	7,432.69	5,481.47	1,951.21	4,282
	MINERAL (खनिज)	4	99.6	88.1	11.5	426
	SERVICE (सेवा)	81	11,798.46	2,315.10	9,483.37	3,016
	TOURISM (पर्यटन)	48	2,750.14	2,595.04	155.11	1,796
	<b>2067/68 TOTAL</b>	<b>242</b>	<b>90,415.58</b>	<b>77,913.17</b>	<b>12,502.40</b>	<b>13,727</b>
2068/69	AGRO AND FORESTRY BASED (कृषि तथा वनजन्य)	12	161.2	142.7	18.5	396
	CONSTRUCTION (निर्माण)	2	490	456	34	176
	ENERGY BASED (उर्जामूलक)	33	55,014.91	53,263.61	1,751.30	1,816
	MANUFACTURING (उत्पादनमूलक)	59	17,189.88	14,780.78	2,409.09	6,527
	MINERAL (खनिज)	7	164	129.14	34.86	607
	SERVICE (सेवा)	105	9,596.70	8,940.72	655.98	5,530
	TOURISM (पर्यटन)	61	1,810.71	1,648.91	161.69	1,908
	<b>2068/69 TOTAL</b>	<b>279</b>	<b>84,427.39</b>	<b>79,361.86</b>	<b>5,065.42</b>	<b>16,960</b>

FISCAL YEAR	CATEGORY	NO. OF INDUSTRY	TOTAL CAPITAL	FIXED CAPITAL	WORKING CAPITAL	NO. OF EMPLOYMENT
			(Rs. in million)	(Rs. in million)	(Rs. in million)	
2069/70	AGRO AND FORESTRY BASED (कृषि तथा वनजन्य)	54	1,992.25	1,588.79	403.47	2,204
	ENERGY BASED (उर्जामूलक)	70	86,537.52	84,286.59	2,250.93	5,105
	MANUFACTURING (उत्पादनमूलक)	114	13,331.73	10,350.0	2,981.66	9,678
	MINERAL (खनिज)	10	267.16	238.52	28.64	833
	SERVICE (सेवा)	95	10,321.28	4,925.22	5,396.06	5,911
	TOURISM (पर्यटन)	103	7,151.19	6,594.08	557.11	4,804
	<b>2069/70 TOTAL</b>	<b>446</b>	<b>119,601.13</b>	<b>107,983.2</b>	<b>11,617.86</b>	<b>28,535</b>
2070/71	AGRO AND FORESTRY BASED (कृषि तथा वनजन्य)	46	1,566.68	1,299.41	267.27	1,627
	CONSTRUCTION (निर्माण)	1	35,000.00	34,750.0	250	100
	ENERGY BASED (उर्जामूलक)	42	222,158.24	217,248.4	4,909.82	4,657
	MANUFACTURING (उत्पादनमूलक)	96	18,082.99	14,542.48	3,540.50	7,966
	MINERAL (खनिज)	2	105	81	24	262
	SERVICE (सेवा)	99	5,061.96	1,790.76	3,271.21	3,584
	TOURISM (पर्यटन)	84	5,832.77	5,506.70	326.08	3,252
	<b>2070/71 TOTAL</b>	<b>370</b>	<b>287,807.65</b>	<b>275,218.7</b>	<b>12,588.88</b>	<b>21,448</b>
2071/72	AGRO AND FORESTRY BASED (कृषि तथा वनजन्य)	50	1,513.90	1,348.21	165.69	1,596
	CONSTRUCTION (निर्माण)	6	1,223.00	919.55	303.46	324

FISCAL YEAR	CATEGORY	NO. OF INDUSTRY	TOTAL CAPITAL	FIXED CAPITAL	WORKING CAPITAL	NO. OF EMPLOYMENT
			(Rs. in million)	(Rs. in million)	(Rs. in million)	
	ENERGY BASED (उर्जामूलक)	29	83,081.73	82,381.08	700.64	2,392
	MANUFACTURING (उत्पादनमूलक)	90	17,393.13	13,893.52	3,499.61	6,059
	MINERAL (खनिज)	7	251	223.5	27.5	680
	SERVICE (सेवा)	137	8,073.16	5,976.56	2,096.60	4,992
	TOURISM (पर्यटन)	147	27,215.37	23,860.4	3,354.94	6,742
	<b>2071/72 TOTAL</b>	<b>466</b>	<b>138,751.27</b>	<b>128,602.8</b>	<b>10,148.43</b>	<b>22,785</b>
	2072/73	AGRO AND FORESTRY BASED (कृषि तथा वनजन्य)	28	987.9	784.63	203.27
CONSTRUCTION (निर्माण)		1	35	24.9	10.1	81
ENERGY BASED (उर्जामूलक)		15	38,344.89	38,127.8	217.03	678
MANUFACTURING (उत्पादनमूलक)		135	58,664.97	51,618.25	7,046.72	8,779
SERVICE (सेवा)		118	11,849.50	2,853.81	8,995.69	4,399
TOURISM (पर्यटन)		112	11,124.95	10,558.14	566.81	3,785
<b>2072/73 TOTAL</b>		<b>409</b>	<b>121,007</b>	<b>103,967</b>	<b>17,039</b>	<b>18,760</b>
2073/74	AGRO AND FORESTRY BASED (कृषि तथा वनजन्य)	25	3,261.60	2,998	263.12	831
	CONSTRUCTION (निर्माण)	3	1,690.00	1,287	403	172
	ENERGY BASED (उर्जामूलक)	19	82,203.05	80,280	1,922.16	1,679
	Information Technology (सूचना, प्रसारण तथा सञ्चार प्रविधिमा आधारित)	14	898.5	799.28	99.22	764

FISCAL YEAR	CATEGORY	NO. OF INDUSTRY	TOTAL CAPITAL	FIXED CAPITAL	WORKING CAPITAL	NO. OF EMPLOYMENT
			(Rs. in million)	(Rs. in million)	(Rs. in million)	
	MANUFACTURING (उत्पादनमूलक)	125	43,963.88	33,758	10,205.21	10,675
	MINERAL (खनिज)	3	81.7	57.9	23.8	130
	SERVICE (सेवा)	165	15,853.56	12,177	3,675.64	7,012
	TOURISM (पर्यटन)	154	14,999.72	13,547	1,452.60	5,215
	<b>2073/74 TOTAL</b>	<b>508</b>	<b>162,952.01</b>	<b>144,907.26</b>	<b>18,044.75</b>	<b>26,478</b>
<b>GRAND TOTAL</b>		<b>7,031</b>	<b>1,330,108.63</b>	<b>1,175,840</b>	<b>154,896.49</b>	<b>548,105</b>

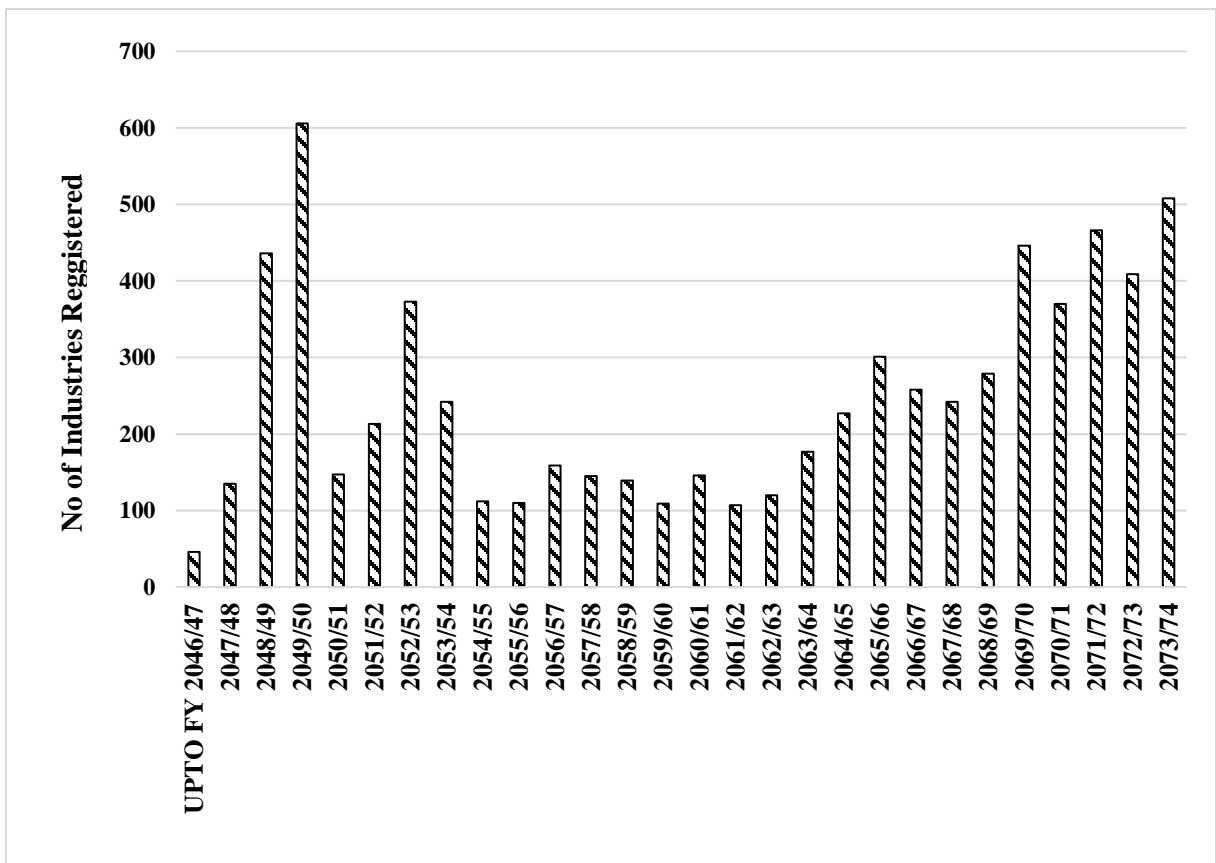


Figure 2 Bar Diagram Showing Industrial Registration by F.Y.

Table 6 Number of Industry Registered by District (F.Y. 2073/074)

DISTRICT	NO. OF INDUSTRY	TOTAL CAPITAL	FIXED CAPITAL	WORKING CAPITAL	NO. OF EMPLOYMENT
		(Rs. in million)	(Rs. in million)	(Rs. in million)	
()	1	34.2	32.2	2	4
BAGLUNG (बागलुङ)	1	1,296.55	1,286.04	10.51	52
BAITADI (बैतडी)	1	9.5	5.5	4	40
BAJHANG (बझाङ)	1	150	145	5	80
BANKE (बाँके)	4	565	530.25	34.76	142
BARA (बारा)	9	3,002.10	2,112.43	889.67	970
BARDIYA (बर्दिया)	1	112	107	5	35
BHAKTAPUR (भक्तपुर)	10	1,877.90	1,751.00	126.9	735
BHOJPUR (भोजपुर)	3	4,735.17	4,632.57	102.6	173
CHITWAN (चितवन)	17	2,570.33	2,151.12	419.21	972
DAILEKH (दैलेख)	1	771.15	764.3	6.85	100
DANG (दाङ)	3	9,553.39	8,151.78	1,401.61	597
DARCHULA (दार्चुला)	1	1,440.00	1,429.50	10.5	52
DHADING (धादिङ)	5	891.2	705.4	185.8	353
DHANKUTA (धनकुटा)	1	49	44	5	32
DHANUSHA (धनुषा)	4	2,956.60	2,276.56	680.05	614
GORKHA (गोर्खा)	2	837.16	824.24	12.93	45
ILAM (इलाम)	2	2,691.64	2,658.50	33.14	70
JAJARKOT (जाजरकोट)	2	150	133	17	90
JHAPA (झापा)	12	2,706.30	2,244.40	461.9	770
KAILALI (कैलाली)	4	158.7	126.5	32.2	191
KALIKOT (कालीकोट)	1	42,106.60	41,400.00	706.6	80

DISTRICT	NO. OF INDUSTRY	TOTAL CAPITAL	FIXED CAPITAL	WORKING CAPITAL	NO. OF EMPLOYMENT
		(Rs. in million)	(Rs. in million)	(Rs. in million)	
KANCHANPUR (कन्चनपुर)	1	59.1	50	9.1	50
KAPILBASTU (कपिलवस्तु)	6	5,598.85	3,754.10	1,844.74	1,064
KASKI (कास्की)	34	456.5	365.96	90.54	803
KATHMANDU (काठमाडौं)	216	16,149.6	13,605.3	2,544.26	7,901
KAVRE (काभ्रे)	10	3,276.86	2,583.49	693.37	642
LALITPUR (ललितपुर)	65	9,119.03	6,979.19	2,139.84	3,222
LAMJUNG (लमजुङ)	4	10,584.8	10,367.3	217.51	185
MAHOTTARI (महोत्तरी)	1	150	122.8	27.2	56
MAKWANPUR (मकवानपुर)	4	296.6	261.32	35.28	115
MORANG (मोरङ्ग)	11	6,335.59	5,087.76	1,247.83	615
MUSTANG (मुस्ताङ)	1	49	46.5	2.5	22
NAWALPARASI (नवलपरासी)	14	1,780.70	1,360.90	419.8	879
NUWAKOT (नुवाकोट)	3	529	453.2	75.8	263
OKHALDHUNDA (ओखलढुङ्गा)	1	898.2	891.5	6.7	17
PARBAT (पर्वत)	2	3,048.14	3,010.23	37.91	84
PARSA (पर्सा)	12	5,238.96	3,416.30	1,822.66	1,048
PYUTHAN (प्युठान)	1	450	440	10	32
RAMECHHAP (रामेछाप)	1	40	39	1	15
RASUWA (रसुवा)	1	1,667.22	1,657.20	10.02	52
RUPANDEHI (रुपन्देही)	15	2,244.26	1,903.80	340.46	662
SANKHUWASABHA (संखुवासभा)	1	195	192	3	9
SARLAHI (सर्लाही)	1	1,367.50	1,280.00	87.5	471

DISTRICT	NO. OF INDUSTRY	TOTAL CAPITAL	FIXED CAPITAL	WORKING CAPITAL	NO. OF EMPLOYMENT
		(Rs. in million)	(Rs. in million)	(Rs. in million)	
SINDHUPALCHOWK (सिन्धुपाल्चोक)	1	30	28.2	1.8	17
SOLUKHUMBU (सोलुखुम्बु)	3	12,120.0	11,320.0	800	855
SUNSARI (सुनसरी)	7	1,876.30	1,539.73	336.58	831
SURKHET (सुर्खेत)	3	132	116.38	15.63	85
SYANGJA (स्याङ्जा)	1	47.75	43.75	4	25
TANAHU (तनहुँ)	2	546.5	480	66.5	261
<b>TOTAL</b>	<b>508</b>	<b>162,952</b>	<b>144,907</b>	<b>18,044</b>	<b>26,478</b>

Table 7 Number of Industries Registered by District (Up to F.Y. 2073/074)

DISTRICT	NO. OF INDUSTRY	TOTAL CAPITAL	FIXED CAPITAL	WORKING CAPITAL	NO. OF EMPLOYMENT
		(Rs. in million)	(Rs. in million)	(Rs. in million)	
ACHHAM (अछाम)	4	1,071.57	1,050.17	21.4	257
ARGHAKHACHI (अर्घाखाँची)	3	4,558.08	4,328.58	229.49	353
BAGLUNG (बागलुङ)	9	4,577.67	4,534.70	42.97	378
BAITADI (बाँतेडी)	7	105.5	87.3	18.2	486
BAJHANG (बाझाङ)	5	933.3	903.8	29.5	365
BAJURA (बाजुरा)	1	39.9	31.63	8.28	29
BANKE (बाँके)	76	9,863.60	8,223.52	1,640.07	6,641
BARA (बारा)	223	35,633.36	23,686.61	11,946.75	23,376
BARDIYA (बर्दिया)	17	739.93	641.93	98	713
BHAKTAPUR (भक्तपुर)	161	11,546.59	9,795.90	1,750.69	15,340
BHOJPUR (भोजपुर)	10	9,088.28	7,941.71	1,146.57	847



DISTRICT	NO. OF INDUSTRY	TOTAL CAPITAL	FIXED CAPITAL	WORKING CAPITAL	NO. OF EMPLOYMENT
		(Rs. in million)	(Rs. in million)	(Rs. in million)	
CHITWAN (चितवन)	193	21,783.14	17,223.14	4,560.00	12,272
DADEL DHURA (डडेलधुरा)	5	142.19	129.95	12.24	130
DAILEKH (दैलेख)	5	2,302.90	2,273.55	29.35	244
DANG (दाङ)	38	20,992.73	18,462.57	2,532.26	5,144
DARCHULA (दार्चुला)	7	3,557.18	3,498.77	58.4	413
DHADING (धादिङ)	56	23,715.25	22,397.04	1,318.20	3,684
DHANKUTA (धनकुटा)	18	2,289.44	1,958.83	340.61	2,791
DHANUSHA (धनुषा)	37	6,911.32	5,645.13	1,266.19	3,484
DOLKHA (दोलखा)	33	84,257.26	83,692.34	564.92	6,100
DOLPA (डोल्पा)	1	4.72	3.91	0.81	21
DOTI (डोटी)	6	13,400.00	13,280.70	119.3	220
GORKHA (गोर्खा)	26	4,714.22	4,585.63	128.59	1,635
GULMI (गुल्मी)	5	1,820.77	1,747.37	73.4	109
HUMLA (हुम्ला)	5	46	38.7	7.3	105
ILAM (इलाम)	40	15,742.00	14,377.21	1,364.80	6,135
JAJARKOT (जाजरकोट)	5	270	222	48	225
JHAPA (झापा)	115	11,378.18	9,417.25	1,960.93	15,654
KAILALI (कैलाली)	40	3,311.38	1,973.43	1,337.95	3,457
KALIKOT (कालीकोट)	5	49,384.60	48,441.09	943.51	394
KANCHANPUR (कन्चनपुर)	29	2,739.87	2,153.99	585.87	3,806
KAPILBASTU (कपिलवस्तु)	37	11,239.67	8,195.15	3,044.52	4,461
KASKI (कास्की)	367	47,271.47	43,497.79	3,765.77	16,652
KATHMANDU (काठमाडौं)	3,149	191,832.92	145,023.09	46,854.53	224,775
KAVRE (काभ्रे)	149	10,277.73	8,157.80	2,119.93	11,818

DISTRICT	NO. OF INDUSTRY	TOTAL CAPITAL	FIXED CAPITAL	WORKING CAPITAL	NO. OF EMPLOYMENT
		(Rs. in million)	(Rs. in million)	(Rs. in million)	
KHOTANG (खोटाङ)	4	1,384.68	1,354.47	30.21	165
LALITPUR (ललितपुर)	794	45,965.34	32,132.23	13,941.11	44,289
LAMJUNG (लमजुङ)	30	45,508.77	44,288.67	1,220.11	2,142
MAHOTTARI (महोत्तरी)	6	1,191.00	995.77	195.24	906
MAKWANPUR (मकवानपुर)	107	18,603.29	15,094.43	3,508.86	9,632
MANANG (मनाङ)	1	900	885	15	256
MORANG (मोरङ्ग)	244	27,684.36	20,363.43	7,320.94	20,633
MUGU (मुगु)	2	50.97	45.11	5.86	68
MUSTANG (मुस्ताङ)	8	2,515.35	2,437.89	77.46	424
MYAGDI (म्याग्दी)	14	62,896.27	62,113.81	782.46	1,470
NAWALPARASI (नवलपरासी)	120	60,440.01	53,849.48	6,590.53	11,461
NUWAKOT (नुवाकोट)	44	21,567.74	21,068.61	500.13	2,121
OKHALDHUNDA (ओखलढुङ्गा)	2	2,112.20	2,091.50	20.7	67
PALPA (पाल्पा)	7	1,681.44	1,513.70	167.74	586
PANCHATHAR (पाँचथर)	9	5,957.14	5,850.69	106.45	2,743
PARBAT (पर्वत)	5	3,769.55	3,720.64	48.91	383
PARSA (पर्सा)	164	19,679.65	12,225.62	7,924.53	15,019
PYUTHAN (प्युठान)	3	540	518	22	232
RAMECHHAP (रामेछाप)	12	21,435.74	20,584.42	851.32	750
RASUWA (रसुवा)	17	39,877.03	37,466.59	2,410.45	2,220
RAUTAHT (रौतहट)	9	1,383.23	1,154.83	228.4	1,150
ROLPA (रोल्पा)	3	1,022.79	971.86	50.94	4,066
RUKUM (रुकुम)	2	400	355	45	216

DISTRICT	NO. OF INDUSTRY	TOTAL CAPITAL	FIXED CAPITAL	WORKING CAPITAL	NO. OF EMPLOYMENT
		(Rs. in million)	(Rs. in million)	(Rs. in million)	
RUPANDEHI (रूपन्देही)	203	37,757.26	30,213.81	7,543.46	19,576
SALYAN (सल्यान)	1	6,200.00	6,000.00	200	273
SANKHUWASABHA (संखुवासभा)	16	100,954.39	99,275.28	1,679.11	1,695
SAPTARI (सप्तरी)	12	770.99	617.27	153.72	1,139
SARLAHI (सर्लाही)	18	4,913.27	4,233.42	679.86	3,096
SINDHULI (सिन्धुली)	2	203.84	194.85	8.99	195
SINDHUPALCHOWK (सिन्धुपाल्चोक)	45	48,887.27	47,491.63	1,395.65	3,538
SIRAHA (सिराहा)	9	3,202.39	2,711.92	490.47	1,293
SOLUKHUMBU (सोलुखुम्बु)	38	41,030.51	39,153.99	1,876.52	3,772
SUNSARI (सुनसरी)	133	14,120.94	10,808.55	3,312.38	14,724
SURKHET (सुर्खेत)	11	2,327.46	2,020.38	307.08	872
SYANGJA (स्याङ्जा)	5	454.07	324.94	129.14	523
TANAHU (तनहुँ)	20	43,059.34	42,762.66	296.68	2,377
TAPLEJUNG (ताप्लेजुङ)	11	23,624.72	23,436.87	187.86	467
TEHRATHUM (तेह्रथुम)	5	2,575.00	2,551.15	23.85	195
UDAYPUR (उदयपुर)	5	5,853.71	5,296.60	557.11	764
<b>TOTAL</b>	<b>7,031</b>	<b>1,330,109</b>	<b>1,175,841</b>	<b>154,896</b>	<b>548,105</b>

**CHAPTER TWO**  
**INDUSTRY STATISTICS OF INDUSTRIES WITH FOREIGN**  
**INVESTMENT**

Table 8 List of Industry Registered Foreign Investment (F.Y. 2073/074)

S. N.	Industry Name	District	Foreign Investment	Product and Annual Capacity	Employment	Country	% of Investment
<b>Category: Agro and Forestry Based</b>							
1	BICHOORORGA NICFARM PVT. LTD.	LAMJUNG	5,000,000	ORGANIC VEGETABLE 90 MT	16	SOUTH KOREA	Foreign - 100%
2	HEAVENLY GREEN HOUSE PVT. LTD.	LALITPUR	7,500,000	ORGANIC VEGETABLE/ FRUITS / FLOWERS 110 MT, COW 30 NOS, BUFFALOES 30 NOS, GOAT 100 NOS, PIG 100 NOS	28	CHINA (MAINLAND)	Local - 25%, Foreign - 75%
3	ORGAIC VEGETABLE उत्पादन गर्ने	KATHMANDU	10,000,000	ORGANIC VEGETABLE 110 MT	24	CHINA (MAINLAND)	Foreign - 100%
4	FARRELLS FARM AND ACQUAPONICS PVT. LTD.	KASKI	5,000,000	ORGANIC VEGETABLE 80 MT	16	USA	Foreign - 100%
5	LEHMANN AND BHATTARAI PVT. LTD.	CHITWAN	6,000,000	CALF – 40 NOS. PIG – 40 NOS. GOAT – 40 NOS. BUFFALO – 40 NOS. MILK – 365000 LTR 365000 LTR	16	GERMANY	Local - 40%, Foreign - 60%

S. N.	Industry Name	District	Foreign Investment	Product and Annual Capacity	Employment	Country	% of Investment
6	VEGETABLE, FRUITS FARMING AND LIVESTOCK FARMING को कार्य गर्ने	LALITPUR	5,000,000	VEGETABLE 45 MT, FRUITS 35 MT, GOAT 200 NOS, MILK 68000 LITERS	20	BELGIUM	Local - 50%, Foreign - 50%
7	SRIJANA ORGANIC FARM PVT. LTD.	LALITPUR	5,000,400	VEGETABLES 90 M.T.	16	SOUTH KOREA	Local - 16.66%, Foreign - 83.34%
8	MUKTI KRISHI FARM PVT. LTD.	LALITPUR	5,000,000	VEGETABLE 75 M.T., FRUITS 35 M.T., GOAT 200 NOS, MILK 68000 LITRE	20	BELGIUM	Local - 50%, Foreign - 50%
9	YON HUAI INTERNATIONAL COMPANY PVT. LTD.	SOLUKHUMBU	70,000,000	LOKTF 180 MT, FRUITS 180 MT, (ORANGE , JUNAR , LEMON MANGO ETC.) 1 D	20	CHINA (TAIWAN)	Foreign - 100%
10	YON HUAI INTERNATIONAL COMPANY PVT. LTD. UNIT -1	RAMECHHAP	40,000,000	LOKTF - 180 MT FRUITS - 180 MT (ORANGE , JUNAR , LEMON, MANGO ETC.) 180 MT	15	CHINA (TAIWAN)	Foreign - 100%
11	NEKO ORGANIC FARMING PVT. LTD.	KATHMANDU	5,000,000	VEGETABLE 90 MT	16	SOUTH KOREA	Foreign - 100%
12	LHA LA LAND PVT. LTD.	KASKI	5,000,000	VEGETABLE 50 MT, FRUITS 20 MT, HERBS 15 MT	15	USA	Foreign - 100%

S. N.	Industry Name	District	Foreign Investment	Product and Annual Capacity	Employment	Country	% of Investment
13	OKHARBOT ORGANIC FARM PVT. LTD.	KAVRE	31,500,000	VEGETABLES 150 MT, FRUITS 50 MT	20	THE NETHERLANDS	Local - 10%, Foreign - 90%
14	NEKO BANANA FARM PVT. LTD.	KAILALI	5,000,000	BANANA FARMING 200 MT	45	SOUTH KOREA	Foreign - 100%
15	KAI XIN FARMING PVT. LTD.	LALITPUR	20,000,000	VEGETABLES 300 MT	25	CHINA (MAINLAND)	Foreign - 100%
16	GREEN MOUNTAIN FARM HOUSE PVT. LTD.	LALITPUR	5,000,000	GOAT 250 NOS., GOAD KID 100 NOS., ORGANIC MANURE (BY PRODUCT) 10 MT	10	CHINA (MAINLAND)	Foreign - 100%
17	HERBAL FARMING & PROCESSING को कार्य गर्ने	BHOJPUR	5,005,000	HERBAL POWDER 20 MT, ESSENTIAL OIL 14000 LTR., DRIED HERBS 15 MT	24	FRANCE	Local - 65%, Foreign - 35%
18	HIMALAYAN FARMS PVT.LTD.	DHADING	6,000,000	VEGETABLES 30 MT, FRUITS 10 MT, GOAT & SHEEP CATTLE 100 NOS., MILK 42000 LTR.	14	USA	Foreign - 100%
19	POKHARA JUNKIRI GARDEN PVT.LTD.	KASKI	5,200,000	VEGETABLES 50 MT, FRUITS 15 MT, FLOWERS 5 MT	11	JAPAN	Foreign - 100%
20	JANGALI ORGANIC FARM PVT. LTD.	KATHMANDU	5,250,000	VEGETABLES 95 MT, PADDY (OF BLACK RICE) 10 MT	13	UK	Local - 30%, Foreign - 70%

S. N.	Industry Name	District	Foreign Investment	Product and Annual Capacity	Employment	Country	% of Investment
21	VEGETABLE & SPICE उत्पादन गर्ने	DHADING	5,000,000	VEGETABLES & SPICES 200 MT	45	USA	Foreign - 100%
<b>Category: Construction</b>							
22	CONSTRUCTION SERVICE प्रदान गर्ने	BHAKTAPUR	10,200,000	CONSTRUCTION SERVICE	75	CHINA (MAINLAND)	Local - 40%, Foreign - 60%
<b>Category : Information Technology</b>							
23	YONDER MUSIC NEPAL PVT. LTD.	KATHMANDU	10,000,000	SOFTWARE (MOBILE MUSIC APPS) 5 PACKAGE	40	USA	Foreign - 100%
24	D.S.W. TECHNOLOGY PVT. LTD.	KATHMANDU	25,000,000	SOFTWARE DEVELOPMENT PACKAGE 300 PACKAGES	90	CHINA (MAINLAND)	Foreign - 100%
25	ARPS IMPROVEMENT SOFTWARE PVT. LTD.	KATHMANDU	5,000,000	SOFTWARE DEVELOPMENT 200 PACKAGES	24	USA	Foreign - 100%
26	SOFTWARE DEVELOPMENT, WEBSITE DESIGN & DATA PROCESSING को कार्य गर्ने	KATHMANDU	3,740,000	SOFTWARE DEVELOPMENT 110 PACKAGES, WEBSITE DESIGN 110 PACKAGES, DATA PROCESSING 110 PACKAGES	30	INDIA	Foreign - 100%



S. N.	Industry Name	District	Foreign Investment	Product and Annual Capacity	Employment	Country	% of Investment
27	LILING SOFTWARE COMPANY PVT. LTD.	LALITPUR	10,000,000	SOFTWARE DEVELOPMENT 300 PACKAGES	44	CHINA (MAINLAND)	Foreign - 100%
28	YETI TRAINING INSTITUTE PVT. LTD.	KATHMANDU	5,000,000	COMPUTER TRAINING (MICROSOFT OFFICE, MULTIMEDIA, ACCOUNTING PACKAGE, GRAPHICS DESIGN, WEB DESIGN, DESKTOP PUBLISHING, PROGRAMMING ETC.) 600 STUDENTS	19	GERMANY	Foreign - 100%
29	SOFTWARE DEVELOPMENT को कार्य गर्ने	KATHMANDU	10,000,000	SOFTWARE DEVELOPMENT 300 PACKAGES	44	USA	Foreign - 100%
30	BUSINESS PROCESS OUTSOURCING AND COMPUTER RELATED (APPLICATION OPERATION SUPPORT SERVICE) SERVICES प्रदान गर्ने	KATHMANDU	20,000,000	BUSINESS PROCESS OUTSOURCING 120 UNITS, COMPUTER SERVICES 1000 UNITS	27	THE NETHERLANDS	Foreign - 100%

S. N.	Industry Name	District	Foreign Investment	Product and Annual Capacity	Employment	Country	% of Investment
<b>Category: Manufacturing</b>							
31	NEPAL E.V. COMPANY PVT. LTD.	LALITPUR	40,000,000	TWO WHEELER MOTORBIKE, 500 NOS, THREE-WHEELER VAN 400 NOS, FOUR – WHEELER VAN 400 NOS, SIX – WHEELER VEHICLE 100 NOS	31	CHINA (MAINLAND)	Foreign - 100%
32	LEAD ACID BATTERIES उत्पादन गर्ने	RUPANDEHI	22,500,000	LEAD ACID BATTERIES 90000 NOS	23	INDIA	Local - 55%, Foreign - 45%
33	JAYA MATADI LEAD BATTERY UDHYOG PVT. LTD.	PARSA	25,000,000	EAD ACID BATTERY 40000 NOS, SOLAR BATTTRY 20000 NOS, / LEAD ACID BATTERY PLATE 15 MT	23	INDIA	Local - 50%, Foreign - 50%
34	C.E.C. VEHICLES COMPANY PVT. LTD.	LALITPUR	40,000,000	ASSEMBLY OF ब्याट्रीबाट चल्ने TWO WHEELER MOTORBIKE/SCOOTER, THREE WHEELER VAN, FOUR WHEELER VAN र SIX WHEELER VEHICLE ASSEMBLE गरी उत्पादन गर्ने 400 NOS,	31	CHINA (MAINLAND)	Foreign - 100%

<b>S. N.</b>	<b>Industry Name</b>	<b>District</b>	<b>Foreign Investment</b>	<b>Product and Annual Capacity</b>	<b>Employment</b>	<b>Country</b>	<b>% of Investment</b>
				THREE WHEELER VAN, FOUR WHEELER VAN 400 NOS, SIX WHEELER VEHICLE ASSEMBLE 100 NOS			
35	BRICKS	DHADING	36,000,000	BRICKS 10000000 NOS	190	CHINA (MAINLAND)	Local - 10%, Foreign - 90%
36	SAURYA INDUSTRIES PVT. LTD.	RUPANDEHI	34,556,283	FIBER GLASS SHEET (PLAIN AND CORRUGATED) 288000 SQ.METAR, FIBER GLASS ITEMS 50000 PIECS	30	INDIA	Foreign - 100%
37	AADHARSHILA BRICKS PVT. LTD.	KATHMANDU	43,467,900	CONCRETE BLOCK 1920000 PIECS	50	CHINA (MAINLAND)	Local - 11.29%, Foreign - 88.71%
38	SHAILUNG AND SME STEEL PVT. LTD.	NAWALPARASI	192,000,000	MILD STEEL ROD AND TMT BAR 400000 MT	110	CHINA (MAINLAND)	Local - 20%, Foreign - 80%
39	NEER INCORPORATION PVT. LTD.	KATHMANDU	10,000,000	SOLAR PV SYSTEM FOR HOME APPLIANCES 500 SETS, SOLAR PV SYSTEM FOR LIGHTING SYSTEM 4000 SETS	24	INDIA	Foreign - 100%

S. N.	Industry Name	District	Foreign Investment	Product and Annual Capacity	Employment	Country	% of Investment
40	CHARGE NEPAL PVT. LTD.	KASKI	5,500,000	SOTAR PV SYSTEM FOR HOME APPLIANCES 1000 SEATS, SOTAR PV SYSTEM FOR LIGHTING SYSTEM 1000 SEATS	22	THE NETHERLANDS	Foreign - 100%
41	ENERGY MATERIALS EQUIPMENT PVT. LTD.	KATHMANDU	30,000,000	METAL CONTAINER 15000 PIECS	15	CHINA (MAINLAND)	Foreign - 100%
42	NEZHONG INDUSTRIES PVT. LTD.	MAKWANPUR	340,000,000	ASSEMBLY OF TWO WHEELER MOTORBIKE/SCOOTER 400 NOS, ASSEMBLY OF THREE WHEELER VAN 400 NOS, ASSEMBLY OF FOUR WHEELER VAN 400 NOS, ASSEMBLY OF SIX WHEELER VEHICLE 100 NOS	31	CHINA (MAINLAND)	Local - 15%, Foreign - 85%
43	FROM THE GROUND UP ENTERPRISES PVT. LTD.	KATHMANDU	5,000,000	CEMENT CLAY BLOCKS 400000 NOS, CEMENT CLAY PAVERS 400000 NOS	22	AUSTRALIA	Foreign - 100%
44	CEMENT उत्पादन गर्ने	NAWALPARASI	100,000,000	OPC CEMENT 15000000 MT, PP CEMENT 75000 MT, PS CEMENT 50000 MT	71	INDIA	Local - 50%, Foreign - 50%

S. N.	Industry Name	District	Foreign Investment	Product and Annual Capacity	Employment	Country	% of Investment
45	NEWTAKE INTERIOR AND FURNISHING PVT. LTD.	LALITPUR	10,000,000	WOODEN FURNITURE 4500 NOS	16	INDIA	Foreign - 100%
46	MEHADI VEGETABLE ORGANIC FARM HOUSE PVT. LTD.	KATHMANDU	5,000,000	ORGANIC VEGETABLE 90 MT	16	BANGLADESH	Foreign - 100%
47	HIMALAYAN DIGITAL CENTER PVT. LTD.	KAVRE	45,000,000	ZRICONIA CROWN 20000 NOSS	35	SOUTH KOREA	Foreign - 100%
48	HE DONG NEW ENERGY INDUSTRIES PVT. LTD.	LALITPUR	10,000,000	TWO WHEELER MOTORBIKE 500 NOS, THREE WHEELER CARRIER ASSEMBLE 200 NOS	31	CHINA (MAINLAND)	Foreign - 100%
49	READYMADE GARMENT MANUFACTURING को कार्य गर्ने	LALITPUR	5,100,000	SHAWL, STOLE, SWEETER, SCARF, BAGS, TOPS, BLOUSES, GOWN, HAT, CAPS, SKIRTS, SLIPPERS, KURTA, SOCKS, PAIJAMA, DUPATTAS 108000 PCS	40	AUSTRALIA	Local - 49%, Foreign - 51%
50	HIMALAYAN PET PRODUCTS COMPANY PVT.LTD.	BARA	20,000,000	ANIMAL FEED 21000 M.T.	25	CHINA (MAINLAND)	Foreign - 100%

S. N.	Industry Name	District	Foreign Investment	Product and Annual Capacity	Employment	Country	% of Investment
51	PRANA VINIRMANA PVT. LTD.	LALITPUR	10,000,000	SHOES 3000 PAIRS, BOOTS 3000 PAIRS, SANDALS 3000 PAIRS	20	USA	Foreign - 100%
52	GANGLA NATIONALITY ARTICLE NEPAL PVT. LTD.	KATHMANDU	10,000,000	FABRIC TENT 5000 NOS, BED COVER 30000 NOS, CAR COVER 20000 NOS, TABLE COVER 8000 NOS	40	CHINA (MAINLAND)	Foreign - 100%
53	PURIFIED WATER उत्पादन गर्ने	LALITPUR	10,000,000	PURIFIED WATER 5184 KL	19	INDIA	Foreign - 100%
54	पेपर उत्पादन गर्ने	SARLAHI	15,000,000	KRAFT PAPER 660 M.T., WRITING AND PRINTING PAPER 660 M.T.	34	INDIA	Local - 50%, Foreign - 50%
55	सिमेन्टबाट इटा टायल उत्पादन गर्ने	BHAKTAPUR	31,884,000	CEMENT BRICK 3500000 PCS, HOLLOW BRICK 300000 PCS, INTERLOCKING BLOCK 420000 PCS	44	THE NETHERLANDS	Local - 20.29%, Foreign - 79.71%
56	KOSHI JAL UDHYOG PVT. LTD.	KATHMANDU	5,000,000	PURIFIED DRINKING WATER IN BOTTLE 2246 KL, PURIFIED DRINKING WATER IN JAR 3370 KL	23	INDIA	Local - 50%, Foreign - 50%
57	STUDIO N.P.C.O. PVT.LTD.	KATHMANDU	5,000,000	READY MADE GARMENT 120000 PCS	40	THE NETHERLANDS	Foreign - 100%

S. N.	Industry Name	District	Foreign Investment	Product and Annual Capacity	Employment	Country	% of Investment
58	HENG YUN MEAT PROCESSING COMPANY PVT. LTD.	LALITPUR	20,000,000	SNACKS (CHEESE BALLS, CHEESE RINGS, POTATO CHIPS, PALLETS KURKURE TYPE SNACKS ETC. 300 MT	30	CHINA (MAINLAND)	Foreign - 100%
59	ARANIKO PAPER INDUSTRY PVT.LTD.	SINDHUPALCHO-WK	18,000,000	KRAFT PAPER 3000 M.T.	31	CHINA (MAINLAND)	Local - 40%, Foreign - 60%
60	METAL STORAGE TANK, METAL STORE , GADHIKO BODY , SOLAR WATER HEATER.	KASKI	13,152,150	METAL STORAGE TANK, METAL STORE , GADHIKO BODY , SOLAR WATER HEATER. 100 EQUIVALENT	1	NIGERIA	Local - 20.29%, Foreign - 79.71%
61	ZHEN PHEN WOOD PRO PVT. LTD.	KATHMANDU	17,144,900	SAWMILL HD/W/HYD- 9 NOS, SAWMILL LM29/W/HYD- 3 NOS	4	CANADA	Foreign - 100%
62	GARMENTS उत्पादन गर्ने	KATHMANDU	10,000,000	GARMENTS (SHAWL, STOLE, SWEATER, SCARVES, SHIRT ETC.) -. 108000 PCS	40	INDIA	Foreign - 100%
63	FEED (MASH AND PELLET FEED)	BANKE	120,000,000	MASH FEED 6000 MT, PALLET FEED 24000 MT	100	CHINA (MAINLAND)	Local - 50%, Foreign - 50%
64	GURAYA FOOD PRODUCTS PVT. LTD.	LALITPUR	30,000,000	PUFF PASTRY 100 MT, BISCUITS 200 MT, COOKIES 100	57	INDIA	Local - 25%, Foreign - 75%

S. N.	Industry Name	District	Foreign Investment	Product and Annual Capacity	Employment	Country	% of Investment
				MT, CHEESE BALLS/BREAD/POTATO CRACKER 2500 MT, JUICE 2000 KL			
65	SCGC NEPAL GAS PVT. LTD.	NAWALPARASI	5,000,000	OXYGEN GAS 54400 CU.M., NITROGEN GAS 108800 CU.M.	19	CHINA (MAINLAND)	Foreign - 100%
66	PANCH CHHORI FARM PVT. LTD.		34,200,000	MILK 100000 LITERS, CALF 20 NOS, PIG 100 NOS, GOAT 1000 NOS, DAIRY CHEESE 800 KG, CURD 3000 KG, MANURE 2000 KG	4	USA	Foreign - 100%
67	UPVC PIPE, PIPE FITTING, PLASTIC FURNITURE AND PLASTIC HOUSEHOLD ITEMS PRODUCTION गर्ने	NAWALPARASI	240,000,000	UPVC PIPE 2500 MT, UPVC PIPE FITTINGS 600 MT, PLASTIC FURNITURE DOOR WINDOW ETC. 3000 MT, PLASTIC HOUSEHOLD ITEMS 1000 MT	37	UNITED ARAB EMIRATES	Foreign - 100%
68	SHRI SATI NEPAL PVT. LTD.	KATHMANDU	5,000,000	ASSEMBLY OF DESKTOP/LAPTOP COMPUTER 200 NOS., ASSEMBLY OF AIR CONDITIONER 200 NOS., ASSEMBLY OF CURRENCY COUNTING MACHINE 200 NOS.	25	INDIA	Foreign - 100%



S. N.	Industry Name	District	Foreign Investment	Product and Annual Capacity	Employment	Country	% of Investment
69	BIOVAC NEPAL PVT. LTD.	KAVRE	31,501,767	POULTRY VACCINE INACTIVATED DOSES/ANNUM 100 DOSES IN MILLION, POULTRY VACCINE-LIVE 170 DOSES IN MILLION	41	NETHERLANDS ANTILLES	Local - 66.7%, Foreign - 33.3%
70			5,010,000	HOTEL 25 BEDS, RESTAURANT 50 SEATS	7	SPAIN	Local - 16.5%, Foreign - 83.5%
71	BRITANNIA NEPAL PVT. LTD.	BARA	1,110,000,000	BISCUITS & BAKERY 14000 MT	345	INDIA	Foreign - 100%
72	MOMS BAKERY PVT. LTD.	KASKI	5,000,000	BAKERY (DONUT, BREAD, CROISSANT, CAKE, PASTRY, CINNAMON ROLL, PIE ETC.) 60 MT	20	CANADA	Foreign - 100%
73	PURIFIED DRINKING WATER उत्पादन गर्ने	RASUWA	500,000,000	PURIFIED DRINKING WATER IN BOTTLES 43200 KL, PURIFIED DRINKING WATER IN JARS 16800 KL	100	CYPRUS	Foreign - 100%
74	NEPAL CRAFT EMBROIDERY BAGS COMPANY PVT. LTD.	KATHMANDU	25,000,000	BAG AND LUGGAGE 10000 PCS.	54	CHINA (MAINLAND)	Foreign - 100%
75	ASIAN U.P.V.C. PVT. LTD.	LALITPUR	5,000,000	UPVC WINDOWS AND DOORS 600 MT	25	SOUTH KOREA	Local - 75%, Foreign - 25%

S. N.	Industry Name	District	Foreign Investment	Product and Annual Capacity	Employment	Country	% of Investment
76	DUO LE YOU TRADE COMPANY PVT. LTD.	BHAKTAPUR	15,000,000	FURNITURE (CHAIR, TABLE, RACK ETC.) 30000 NOS.	31	CHINA (MAINLAND)	Foreign - 100%
77	PRENUT FARMING & PROCESSING INDUSTRY सञ्चालन गर्ने	KHOTANG	5,040,000	PEANUT BUTTER 10500 KG.	45	JAPAN	Local - 28%, Foreign - 72%
78	SOLAR PV SYSTEM FOR HOME APPLIANCE AND LIGHTING को कार्य गर्ने	LALITPUR	5,000,000	SOLAR PV SYSTEM FOR HOME APPLIANCE 500 SETS, SOLAR PV SYSTEM FOR LIGHTING 4000 SETS	24	USA	Foreign - 100%
79	HAUXING FOOD FACTORY PVT. LTD.	KATHMANDU	10,000,000	NOODLES 750 M.T.	25	CHINA (MAINLAND)	Foreign - 100%
80	HIMALAYAN AGRO PVT. LTD.	KAVRE	20,298,000	VEGETABLES 90 MT, FRUITS 8 MT, FLOWERS 2 MT	23	CHINA (MAINLAND)	Local - 32.34%, Foreign - 67.66%
81	HIMALAYA GIFT PRODUCTION PVT.LTD.	BHAKTAPUR	5,000,000	GIFT ARTICLES (VISITING CARD, PEN HOLDER, METAL FLOWER AGATE STONE EMBEDDED PRODUCT, PICTURE FRAME, CANDLE	22	JAPAN	Foreign - 100%

S. N.	Industry Name	District	Foreign Investment	Product and Annual Capacity	Employment	Country	% of Investment
				HOLDER ETC.) 150000 PCS			
82	EXTRUDED SNACK MANUFACTURING गर्ने	KATHMANDU	17,000,000	EXTRUDED SNACKS (CHEESE BALLS) 150 MT, EXTRUDED SNACKS (CHEESE RINGS) 150 MT, EXTRUDED SNACKS (STICK TYPE) 150 MT, EXTRUDED SNACKS (TRIANGLE TYPE) 150 MT	50	INDIA	Local - 15%, Foreign - 85%
83	PAINT MANUFACTURING गर्ने	BARA	105,000,000	DISTEMPER 7000 MT, ACRYLIC PAINTS 2500 KL, ALKYD PAINTS 650 KL	52	INDIA	Local - 50%, Foreign - 50%
84	SY PANEL NEPAL PVT. LTD.	CHITWAN	240,000,000	EPS PANEL 5550 MT	60	SOUTH KOREA	Foreign - 100%
85	SHIN WON WIG PVT. LTD.	KATHMANDU	10,000,000	WIGS 15000 NOS.	110	SOUTH KOREA	Foreign - 100%
<b>Category :Service</b>							
86	MILVIK NEPAL PVT. LTD.	KATHMANDU	20,000,000	COMPUTER SOFTWARE DEVELOPMENT, 150 PACKAGE, ICT VALUE ADDED SERVICE AND CALECTER 30000000 EQUAL, BUSINESS	440	SWEDEN	Foreign - 100%

S. N.	Industry Name	District	Foreign Investment	Product and Annual Capacity	Employment	Country	% of Investment
				PROCESS OUTSOURCING 100 PACKAGE			
87	SUNSHINE ENGLISH INSTITUTE PVT. LTD.	KATHMANDU	10,000,000	ENGLISH LANGUAGE TRAINING 500 NOS	15	USA	Foreign - 100%
88	SHIVA AANKHA ASPATAL PVT. LTD.	PARSA	10,000,000	HOSPITAL 20 BEDS	25	INDIA	Foreign - 100%
89	TIAN MENG YUAN CONSTRUCTION COMPANY PVT. LTD.	KATHMANDU	25,000,000	CONSTRUCTION SERVICE 980000000 EQUAL	27	CHINA (MAINLAND)	Foreign - 100%
90	C.M.E. ENGINEERING PVT. LTD.	KATHMANDU	15,000,000	CONSTRUCTION SERVICES FOR INFRASTRUCTURE DEVELOPMENT SUCH AS BUILDING, COMPLEX, , HYDROPOWER, TELECOMMUNICATION TOWER ETC. 0 बराबर	64	PAKISTAN	Foreign - 100%
91	CLICK NETWORK PVT. LTD.	KATHMANDU	15,000,000	BPO SERVICE 500 PACKAGE	21	CHINA (MAINLAND)	Foreign - 100%
92	BUSINESS PROCESS	KATHMANDU	4,999,800	BUSINESS PROCESS OUTSOURCING 100 PACKAGE	14	GERMANY	Local - 16.67%,

S. N.	Industry Name	District	Foreign Investment	Product and Annual Capacity	Employment	Country	% of Investment
	OUTSOURCING को कार्य गर्ने						Foreign - 83.33%
93	NEPAL ZHEN YUAN INTERNATIONAL LOGISTICS PVT. LTD.	LALITPUR	15,000,000	CARGO HANDLING 2500 MT	21	CHINA (MAINLAND)	Foreign - 100%
94	XIN YUN CONSTRUCTION COMPANY PVT. LTD.	LALITPUR	25,000,000	CONSTRUCTION SERVICE 98000000 EQUAL	81	CHINA (MAINLAND)	Foreign - 100%
95	FAN XIANG CONSTRUCTION COMPANY PVT. LTD.	KATHMANDU	25,000,000	CONSTRUCTION SERVICE 200000000 EQUAL	45	CHINA (MAINLAND)	Foreign - 100%
96	FU XIANG INTERNATIONAL CARGO COMPANY PVT. LTD.	KATHMANDU	10,000,000	CARGO HANDLING 2400 MT	21	CHINA (MAINLAND)	Foreign - 100%
97	SHANGHAI OCEANPLUS LOGISTIC PVT. LTD.	KATHMANDU	5,000,000	CARGO HANDLING 3300 MT	21	CHINA (MAINLAND)	Foreign - 100%
98	TORRENT CONSULTING PVT. LTD.	KATHMANDU	5,100,000	BUSINESS PROCESS CONSULTANCY SERVICE 175 NOS	17	USA	Local - 49%, Foreign - 51%
99	PATHWAYS DATA PVT. LTD.	LALITPUR	10,000,000	SOFTWARE DEVELOPMENT 90	19	USA	Foreign - 100%

S. N.	Industry Name	District	Foreign Investment	Product and Annual Capacity	Employment	Country	% of Investment
				PACKAGE, SOFTWARE TRAINING 100 PACKAGE			
100	SHANTVISION PVT. LTD.	BHAKTAPUR	5,000,000	WEBSITE DESIGN & DEVELOPMENT 140 PACKAGE	11	THE NETHERLANDS	Foreign - 100%
101	MING YU CONSTRUCTION COMPANY PVT. LTD.	KATHMANDU	25,000,000	CONSTRUCTION SERVICE FOR VARIOUS INFRASTRUCTURE DEVELOPMENT SUCH AS RESIDENTAL BUILDING BUSINESS COMPLEX , ROAD, BRIDGES, HYDROPOWER, IRRIGATION CANAL ETC. 0 EQUAL	81	CHINA (MAINLAND)	Foreign - 100%
102	BUSINESS MANAGMENT TRAINING प्रदान गर्ने ।	LALITPUR	5,000,000	BUSINESS MANAGMENT TRAINING 190 PERSON	19	SWITZERLAND	Foreign - 100%
103	IMI MOBILE NEPAL PVT.LTD.	KATHMANDU	5,000,000	SOFTWARE DEVELOPMENT ( FOR MOBILE VALUE ADDED SERVICE )- WORTH 15000000 EQUAL	5	INDIA	Foreign - 100%

<b>S. N.</b>	<b>Industry Name</b>	<b>District</b>	<b>Foreign Investment</b>	<b>Product and Annual Capacity</b>	<b>Employment</b>	<b>Country</b>	<b>% of Investment</b>
104	OPPO DS PVT. LTD.	KATHMANDU	5,000,000	REPAIR AND MAINTENANCE SERVICES OF VARIOUS ELECTRONIC DEVICES AND EQUIPMENTS SUCH AS MOBILE, COMPUTER/LAPTOP, ELECTRONIC MEDICAL DEVICES ETC. – 9000 NOS.	16	CHINA (MAINLAND)	Foreign - 100%
105	SUKRITI INFRASTRUCTURE PVT. LTD.	KATHMANDU	10,000,000	CONSTRUCTION SERVICE 80000000 EQUAL	64	INDIA	Foreign - 100%
106	WAN MEI OUTSOURCING PVT. LTD.	KATHMANDU	25,000,000	BUSINESS PROCESS OUTSOURCING 50 PACKAGES	60	UK	Foreign - 100%
107	SHUN FENG CARGO PVT. LTD.	KATHMANDU	25,000,000	INTERNATIONAL CARGO HANDLING 8000 MT	55	CHINA (MAINLAND)	Foreign - 100%
108	ECO VENTURES PVT. LTD.	BHAKTAPUR	6,000,000	PERMACULTURE TRAINING 400 NOS	20	USA	Foreign - 100%
109	TOKYO LANGUAGE AND CULTURE INSTITUTE PVT. LTD.	SURKHET	5,000,000	ENGLISH LANGUAGE TRAINING 80 NOS, JAPANESE LANGUAGE TRAINING 80 NOS, KOREAN	18	JAPAN	Foreign - 100%

<b>S. N.</b>	<b>Industry Name</b>	<b>District</b>	<b>Foreign Investment</b>	<b>Product and Annual Capacity</b>	<b>Employment</b>	<b>Country</b>	<b>% of Investment</b>
				LANGUAGE TRAINING 80 NOS			
110	CHOLLIMA ADVERTISING COMPANY PVT. LTD.	KATHMANDU	5,960,000	ADVERTISING LIGHT BOXES 300 NOS, LED ELECTRONIC DISPLAY 300 NOS, POSTERS HANGING FLAG 300 NOS, REFERUNT ADVARTISMENT SERVICES 500 NOS	4	CHINA (MAINLAND)	Foreign - 100%
111	SEARCH SOLUTIONS PVT. LTD.	KATHMANDU	5,000,000	PRINTED ADVERTISEMENT MATERIALS (INCLUDING BROCHURES, LEAFLETS, CATALOGS, BOOKS ETC.) 220 NOS	12	BANGLADESH	Local - 50%, Foreign - 50%
112	S.T.O. EXPRESS NEPAL PVT. LTD. MAIN UNIT	KATHMANDU	15,000,000	CARGO HANDLING 2500 MT	21	CHINA (MAINLAND)	Foreign - 100%
113	S.T.O. EXPRESS NEPAL PVT. LTD.	KATHMANDU	2,500,000	CARGO HANDLING 1800 MT	17	CHINA (MAINLAND)	Foreign - 100%
114	S.T.O. EXPRESS NEPAL PVT. LTD. UNIT-2	KASKI	2,500,000	CARGO HANDLING 1800 MT	17	CHINA (MAINLAND)	Foreign - 100%



S. N.	Industry Name	District	Foreign Investment	Product and Annual Capacity	Employment	Country	% of Investment
115	QUAN SHI OUTSOURCING COMPANY PVT. LTD.	KATHMANDU	25,000,000	BUSINESS PROCESS OUTSOURCING 500 PACKAGE	21	CHINA (MAINLAND)	Foreign - 100%
116	JU LONG XING COMPANY PVT. LTD.	KATHMANDU	25,000,000	BUSINESS PROCESS OUTSOURCING 500 PACKAGES	15	CHINA (MAINLAND)	Foreign - 100%
117	BRIGHT ENGLISH INSTIUTE PVT. LTD.	LALITPUR	5,000,000	ENGLISH LANGUAGE TRAINING 250 NOS	20	USA	Foreign - 100%
118	MARVEL CONSTRUCTION PVT.LTD.	KASKI	5,000,000	CONSTRUCTION SERVICE WORKS 100000000 WORTH RS	20	RUSSIA	Local - 50%, Foreign - 50%
119	INTERNATIONAL CARGO HANDLING गर्ने	KATHMANDU	993,300	INTERNATIONAL CARGO HANDLING 2100 MT	0	INDIA	Local - 0.67%, Foreign - 99.33%
120	SAMARTHA GROUP PVT. LTD.	LALITPUR	8,240,000	TEACHER TRAINING, 450 NOS, MANAGEMENT TRAINING 150 NOS, CONSULTING SERVICE 50 NOS	25	THE NETHERLANDS	Local - 75%, Foreign - 25%
121	PERMAFORM EQUITY WURKS PVT.LTD.	KATHMANDU	15,000,000	CONSTRUCTION WORKS 100000000 EQUAL	25	USA	Foreign - 100%
122	U.T.S. MUSIC PERFORMERS INSTITUTE PVT.LTD.	KATHMANDU	5,000,000	MUSIC TRAINING 400 NOS	15	USA	Foreign - 100%

<b>S. N.</b>	<b>Industry Name</b>	<b>District</b>	<b>Foreign Investment</b>	<b>Product and Annual Capacity</b>	<b>Employment</b>	<b>Country</b>	<b>% of Investment</b>
123	CARRY OUT FEASIBILITY STUDY AND PROSPECTING WORKS (EXPLORATION WORKS) FOR PLACER GOLD, LODE GOLD AND PRECIOUS GEMSTONES	DANG	40,000,000	CARRY OUT FEASIBILITY STUDY AND PROSPECTING WORKS (PLACER GOLD, LODE GOLD AND GEMSTONE) 5 SITES	5	CHINA (MAINLAND)	Foreign - 100%
124	CARRY OUT FEASIBILITY STUDY AND PROSPECTING WORKS EXPLORATION WORKS FOR PLACER GOLD, LODE GOLD AND PRECIOUS GEMSTONES	DANG	40,000,000	CARRY OUT FEASIBILITY STUDY AND PROSPECTING WORKS EXPLORATION WORKS FOR PLACER GOLD, LODE GOLD AND PRECIOUS GEMSTONES 5 SITES	5	CHINA (MAINLAND)	Foreign - 100%
125	PING LING LANGUAGE CENTRE PVT. LTD.	KATHMANDU	20,000,000	CHINESE LANGUAGE TRAINING 400 NOS, ENGLISH LANGUAGE TRAINING 400 NOS	25	CHINA (MAINLAND)	Foreign - 100%
126	BAIDOU TECHNO PVT. LTD.	KATHMANDU	525,000,000	SOFTWARE DEVELOPMENT, 2000 PACKAGE	52	CHINA (MAINLAND)	Local - 25%, Foreign - 75%

<b>S. N.</b>	<b>Industry Name</b>	<b>District</b>	<b>Foreign Investment</b>	<b>Product and Annual Capacity</b>	<b>Employment</b>	<b>Country</b>	<b>% of Investment</b>
127	BRAVE APOLLO DESIGNS PVT. LTD.	KASKI	5,000,000	SOFTWARE DEVELOPMENT, WEBSITE DEVELOPMENT AND COMPUTER TRAINING 60 PACKAGE, SOFTWARE DEVELOPMENT, WEBSITE DEVELOPMENT 60 PACKAGE, COMPUTER TRAINING 180 NOS	21	USA	Foreign - 100%
128	BELA MOBILES PVT. LTD.	KAVRE	18,315,000	CELLULAR MOBILE RECEIVER SETS ASSEMBLING 12000 SEATS	16	CHINA (MAINLAND)	Local - 45%, Foreign - 55%
129	SUBHA KAMANA ASPATAL PVT. LTD.	MORANG	35,000,000	HOSPITAL 16 BEDS	15	USA	Foreign - 100%
130	GEZHOUBA GROUP POWER INVESTMENT NEPAL PVT. LTD.	KATHMANDU	100,000,000	PROJECT FINANCING (FINANCIAL INVESTMENT):- 2 PROJECTS SHARE INVESTMENT :- 2 PROJECTS DEVELOPMENT AND PROMOTION OF INFRASTRUCTURE	16	CHINA (MAINLAND)	Foreign - 100%

S. N.	Industry Name	District	Foreign Investment	Product and Annual Capacity	Employment	Country	% of Investment
				AND HYDROPOWER PROJECT: – 2 PROJECTS			
131	CONSTRUCTION SERVICE प्रदान गर्ने	LALITPUR	10,000,000	CONSTRUCTION SERVICE FOR INFRASTRUCTURE DEVELOPMENT SUCH AS RESIDENTIAL BUILDING, BUSINESS COMPLEX, ROAD BRIDGES, HYDROPOWER IRRIGATION, CANNEL, PRE FABRICATED BUILDINGS 71000000 EQUIVALENT	26	CHINA (MAINLAND)	Foreign - 100%
132	BRIGHT TIME EDUCATION CONSTULTANCY PVT. LTD.	KATHMANDU	15,300,000	EDUCATION CONSULTANCY 6000 PERSONS	30	TURKEY	Local - 49%, Foreign - 51%
133	SEVA DEVELOPMENT PVT. LTD.	KATHMANDU	19,537,000	SOFTWARE DEVELOPMENT, 550 PACKAGE	172	USA	Foreign - 100%
134	V.A. GROUP PVT. LTD.	LALITPUR	10,000,000	CONSTRUCTION SERVICE 71000000 EQUIVALENT	67	SOUTH KOREA	Foreign - 100%

S. N.	Industry Name	District	Foreign Investment	Product and Annual Capacity	Employment	Country	% of Investment
135	YANGRI TRAINING CENTER PVT. LTD.	SINDHUPALCHO WK	30,000,000	CARPENTER, WOOD CARVING, ELECTRICAL MECHANICAL, PLUMBING, WELDING FARMING AND ARCHITECTURAL TECHNICIAN TRAINING - 720 PERSON	17	SWITZERLAND	Foreign - 100%
136	ENLIGHTENED VISION PVT. LTD.	KATHMANDU	44,100,000	SOFTWARE DEVELOPMENT, 150 PACKAGE	25	UK	Local - 10%, Foreign - 90%
137	LANGUAGE TRAINING प्रदान गर्ने	BHAKTAPUR	5,000,000	ENGLISH LANGUAGE TRAINING – 50 जना CHINESE LANGUAGE TRAINING – 50 जना FRENCH LANGUAGE TRAINING -50 जना GERMAN LANGUAGE TRAINING – 50 जना 50 NOS	16	GERMANY	Foreign - 100%
138	VOTO MOBILE PVT. LTD.	KATHMANDU	5,000,000	SOFTWARE DEVELOPMENT, 100 NOS	15	USA	Foreign - 100%

<b>S. N.</b>	<b>Industry Name</b>	<b>District</b>	<b>Foreign Investment</b>	<b>Product and Annual Capacity</b>	<b>Employment</b>	<b>Country</b>	<b>% of Investment</b>
139	NEPAL CAN EDUCATION PVT. LTD.	KATHMANDU	7,700,000	LANGUAGE TRAINING AND SOCIAL SCIENCE TRAINING 200 NOS	12	CANADA	Foreign - 100%
140	INLAND WORLD LOGISTICS NEPAL PVT. LTD.	KATHMANDU	5,000,000	INTERNATIONAL CARGO HANDLING 3000 MT	21	INDIA	Foreign - 100%
141	NEPAL NAN NI INTERIOR DECORATION COMPANY PVT. LTD.	LALITPUR	5,000,000	INTERIOR DECORATION 300 NOS	18	CHINA (MAINLAND)	Foreign - 100%
142	XINLONG INTERNATIONAL CARGO PVT. LTD.	KATHMANDU	5,000,000	CARGO HANDLING 3000 MT	21	CHINA (MAINLAND)	Foreign - 100%
143	SIERRA CONSTRUCTION NEPAL PVT. LTD.	KATHMANDU	10,000,000	CONSTRUCTION WORK (ON VARIOUS SECTORS LIKE ROAD, BRIDGE, FLYOVER, AIRPORT BUILDING, TELECOMMUNICATION TOWER, HYDROPOWER CONSTRUCTION ETC. - 0 EQUIVALENT	60	SRI LANKA	Foreign - 100%
144	INTERNET BASED ADVERTISING	KATHMANDU	15,000,000	INTERNET BASED ADVERTISING	10	INDIA	Foreign - 100%

S. N.	Industry Name	District	Foreign Investment	Product and Annual Capacity	Employment	Country	% of Investment
	SERVICE प्रदान गर्ने			SERVICE 96000 PACKAGE			
145	INVESTMENT COMPANY संचालन गर्ने	LALITPUR	36,000,000	FINANCIAL INVESTMENT ACTIVITIES, PROJECT FINANCING 2 PROJECTS, SHARE INVESTMENT 2 PROJECTS, DEVELOPMENT/PRODUCTION OF INFRASTRUCTURE/CONSTRUCTION PROJECTS 3 PROJECTS	34	CHINA (MAINLAND)	Local - 10%, Foreign - 90%
146	FORTI CONSTRUCTION COMPANY PVT. LTD.	LALITPUR	90,000,000	CONSTRUCTION WORKS (ON VARIOUS SECTORS LIKE ROAD, BRIDGE, FLYOVER, SUBWAY TUNNEL ETC.) – 500000000 WORTH	70	CHINA (MAINLAND)	Foreign - 100%
147	ENGLISH TRAINING AND DEVELOPMENT CENTRE PVT. LTD.	KATHMANDU	5,000,000	MANAGEMENT, CAREER SKILL TRAINING 200 NOS, ENGLISH LANGUAGE TRAINING 200 NOS	20	AUSTRALIA	Foreign - 100%
148	CHI CHENG CONSTRUCTION	KATHMANDU	20,000,000	CONSTRUCTION SERVICE 150000000 WORTH RS.	40	CHINA (MAINLAND)	Foreign - 100%

S. N.	Industry Name	District	Foreign Investment	Product and Annual Capacity	Employment	Country	% of Investment
	COMPANY PVT. LTD.						
149	YUN DA INTERNATIONAL COURIER COMPANY PVT. LTD.	KATHMANDU	15,000,000	CARGO HANDLING 6000 MT	30	CHINA (MAINLAND)	Foreign - 100%
150	BETHANY MUSIC INSTITUTE PVT. LTD.	LALITPUR	5,000,000	MUSIC TRAINING 200 NOS	13	PHILIPPINES	Foreign - 100%
151	SERVER TECHNOLOGY DEVELOPMENT PVT. LTD.	KATHMANDU	5,000,000	SOFTWARE DEVELOPMENT 100 PACKAGE, WEBSITE DEVELOPMENT 50 PACKAGE	15	TURKEY	Foreign - 100%
152	NEPAL SANGBO CULTURAL PRODUCTS CO. PVT. LTD.	KATHMANDU	20,000,000	PRINTING SERVICES (BOOK, MAP, POSTER, BROCHURE ETC.) 447000 NOS	14	CHINA (MAINLAND)	Foreign - 100%
153	CONSTRUCTION सम्बन्धी कार्य गर्ने	KATHMANDU	96,600,000	CONSTRUCTION SERVICE 165000000 EQUIVALENT	61	INDIA	Foreign - 100%
154	SPIRALOGICS INTERNATIONAL PVT. LTD.	KATHMANDU	6,000,000	SOFTWARE DEVELOPMENT, 70 PACKAGE, WEBSITE DEVELOPMENT 70 PACKAGE	20	USA	Local - 40%, Foreign - 60%



S. N.	Industry Name	District	Foreign Investment	Product and Annual Capacity	Employment	Country	% of Investment
155	HANDAN SINOMA CONSTRUCTION NEPAL PVT. LTD.	KATHMANDU	500,000,000	CONSTRUCTION SERVICE (ONE VARIOUS SECTORS LIKE ROAD BRIDGE, FLYOVER SUBWAY, TUNNEL ROADWAY RAILWAY, HYDROPOWER ELECTRIC TRANSMISSION, DAM)– 1500000000 EQUIVALENT	220	CHINA (MAINLAND)	Foreign - 100%
156	INVESTMENT COMPANY संचालन गर्ने	LALITPUR	1,500,000,000	DEVELOPMENT AND PROMOTION OF INFRASTRUCTURE AND HYDROPOWER PROJECTS 6 PROJECTS, PROJECT FINANCING(FINANCIAL INVESTMENT) SHARE INVESTMENT 10 PROJECTS	25	SOUTH KOREA	Local - 25%, Foreign - 75%
157	PROUD BUILD CONSTRUCTION PVT. LTD.	KATHMANDU	50,000,000	CONSTRUCTION SERVICE FOR INFRASTRUCTURE DEVELOPMENT SUCH AS RESIDENTIAL BUILDINGS, BUSINESS COMPLEX, ROAD BRIDGE, HYDROPOWER,	50	INDIA	Foreign - 100%

S. N.	Industry Name	District	Foreign Investment	Product and Annual Capacity	Employment	Country	% of Investment
				IRRIGATION CANAL ETC. 300000000 NRS			
158	MANAGEMENT AND CAREER SKIKK TRAINING	LALITPUR	10,000,000	MANAGEMENT AND CAREER SKIKK TRAINING 400 NOS, MUSIC TRAINING 400 NOS	27	INDIA	Foreign - 100%
159	CONSTRUCTION सम्बन्धी कार्य गर्ने	NUWAKOT	3,500,000	ROOM HOUSE निर्माण गर्ने 24 NOS, ROOM HOUSE निर्माण गर्ने 14 NOS, ROOM HOUSE निर्माण गर्ने 6 NOS	8	AUSTRIA	Foreign - 100%
160	APOLLO HOSPITAL PVT. LTD.	KATHMANDU	20,000,000	HOSPITAL 22 BEDS	30	CHINA (MAINLAND)	Foreign - 100%
161	S.R. DESIGN PVT. LTD.	KATHMANDU	5,000,000	SOFTWARE DEVELOPMENT, 140 PACKAGE	14	JAPAN	Foreign - 100%
162	ANDRITZ HYDRO NEPAL PVT. LTD.	KATHMANDU	5,000,000	ENGINEERING PROCUREMENT CONSTRUCTION INVOLVING INSTALLATION COMMISSIONING OF HYDROELECTRIC POWER PLANTS- रु १५००००००   - 0 EQUIVALENT	17	INDIA	Foreign - 100%

S. N.	Industry Name	District	Foreign Investment	Product and Annual Capacity	Employment	Country	% of Investment
163	CONSTRUCTION सम्बन्धी कार्य गर्ने	LALITPUR	10,000,000	CONSTRUCTION WORKS OF VARIOUS KINDS WITH PRIMARY FOCUS ON TELECOMMUNICATION INFRASTRUCTURE	44	INDIA	Foreign - 100%
164	CONSTRUCTION SERVICE प्रदान गर्ने	KATHMANDU	20,000,000	CONSTRUCTION SERVICE WORTH 98000000 EQUIVALENT	64	BANGLADESH	Foreign - 100%
165	SYS PVT. LTD.	KATHMANDU	10,000,000	SOFTWARE DEVELOPMENT, 200 PACKAGE	29	USA	Foreign - 100%
166	KIRAN CONSTRUCTION SERVICES PVT. LTD.	LALITPUR	100,000,000	VARIOUS KINDS OF CONSTRUCTION WORKS (CONSTRUCTION RELATED TO COMMERCIAL BUILDINGS, RESIDENTIAL BUILDING/HOUSE, ROAD, BRIDGE, HYDROPOWER 500000000 RS.	70	INDIA	Foreign - 100%
167	OPPO DS PVT. LTD. BRANCH UNIT 1	KASKI	5,000,000	REPAIR & MAINTENANCE SERVICES OF VARIOUS ELECTRONIC	7	CHINA (MAINLAND)	Foreign - 100%

<b>S. N.</b>	<b>Industry Name</b>	<b>District</b>	<b>Foreign Investment</b>	<b>Product and Annual Capacity</b>	<b>Employment</b>	<b>Country</b>	<b>% of Investment</b>
				DEVICES & EQUIPMENTS SUCH AS MOBILE, COMPUTER/LAPTOP, ELECTRONIC MEDICAL DEVICES ETC. 9000 PCS			
168	OPPO DS PVT. LTD. BRANCH UNIT 2	MORANG	5,000,000	REPAIR & MAINTENANCE SERVICES OF VARIOUS ELECTRONIC DEVICES & EQUIPMENTS SUCH AS MOBILE, COMPUTER/LAPTOP, ELECTRONIC MEDICAL DEVICES ETC. 9000 PCS	12	CHINA (MAINLAND)	Foreign - 100%
169	OPPO DS PVT. LTD. BRANCH UNIT 3	PARSA	5,000,000	REPAIR & MAINTENANCE SERVICES OF VARIOUS ELECTRONIC DEVICES & EQUIPMENTS SUCH AS MOBILE, COMPUTER/LAPTOP, ELECTRONIC MEDICAL DEVICES ETC. 9000 PCS	12	CHINA (MAINLAND)	Foreign - 100%

<b>S. N.</b>	<b>Industry Name</b>	<b>District</b>	<b>Foreign Investment</b>	<b>Product and Annual Capacity</b>	<b>Employment</b>	<b>Country</b>	<b>% of Investment</b>
170	OPPO DS PVT. LTD. BRANCH UNIT 4	DHANUSHA	5,000,000	REPAIR & MAINTENANCE SERVICES OF VARIOUS ELECTRONIC DEVICES & EQUIPMENTS SUCH AS MOBILE, COMPUTER/LAPTOP, ELECTRONIC MEDICAL DEVICES ETC. 9000 PCS	12	CHINA (MAINLAND)	Foreign - 100%
171	OPPO DS PVT. LTD. BRANCH UNIT 5	RUPANDEHI	5,000,000	REPAIR & MAINTENANCE SERVICES OF VARIOUS ELECTRONIC DEVICES & EQUIPMENTS SUCH AS MOBILE, COMPUTER/LAPTOP, ELECTRONIC MEDICAL DEVICES ETC. 9000 PCS	12	CHINA (MAINLAND)	Foreign - 100%
172	OPPO DS PVT. LTD. BRANCH UNIT 6	BANKE	5,000,000	REPAIR & MAINTENANCE SERVICES OF VARIOUS ELECTRONIC DEVICES & EQUIPMENTS SUCH AS MOBILE, COMPUTER/LAPTOP,	12	CHINA (MAINLAND)	Foreign - 100%

<b>S. N.</b>	<b>Industry Name</b>	<b>District</b>	<b>Foreign Investment</b>	<b>Product and Annual Capacity</b>	<b>Employment</b>	<b>Country</b>	<b>% of Investment</b>
				ELECTRONIC MEDICAL DEVICES ETC. 9000 PCS			
173	OPPO DS PVT. LTD. BRANCH UNIT 7	CHITWAN	5,000,000	REPAIR & MAINTENANCE SERVICES OF VARIOUS ELECTRONIC DEVICES & EQUIPMENTS SUCH AS MOBILE, COMPUTER/LAPTOP, ELECTRONIC MEDICAL DEVICES ETC. 9000 PCS	12	CHINA (MAINLAND)	Foreign - 100%
174	OPPO DS PVT. LTD. BRANCH UNIT 8	BARA	5,000,000	REPAIR & MAINTENANCE SERVICES OF VARIOUS ELECTRONIC DEVICES & EQUIPMENTS SUCH AS MOBILE, COMPUTER/LAPTOP, ELECTRONIC MEDICAL DEVICES ETC. 9000 PCS	12	CHINA (MAINLAND)	Foreign - 100%
175	OPPO DS PVT. LTD. BRANCH UNIT 9	MAKWANPUR	5,000,000	REPAIR & MAINTENANCE SERVICES OF VARIOUS ELECTRONIC DEVICES &	12	CHINA (MAINLAND)	Foreign - 100%

<b>S. N.</b>	<b>Industry Name</b>	<b>District</b>	<b>Foreign Investment</b>	<b>Product and Annual Capacity</b>	<b>Employment</b>	<b>Country</b>	<b>% of Investment</b>
				EQUIPMENTS SUCH AS MOBILE, COMPUTER/LAPTOP, ELECTRONIC MEDICAL DEVICES ETC. 9000 PCS			
176	OPPO DS PVT. LTD. BRANCH UNIT 10	SUNSARI	5,000,000	REPAIR & MAINTENANCE SERVICES OF VARIOUS ELECTRONIC DEVICES & EQUIPMENTS SUCH AS MOBILE, COMPUTER/LAPTOP, ELECTRONIC MEDICAL DEVICES ETC. 9000 PCS	12	CHINA (MAINLAND)	Foreign - 100%
177	OPPO DS PVT. LTD. BRANCH UNIT 11	KATHMANDU	5,000,000	AUDIO-VIDEO ADVERTISEMENT AND RELEVANT ADVERTISEMENT SERVICE 100 NOS, PRINTED ADVERTISEMENT MATERILAS 40 NOS	12	CHINA (MAINLAND)	Foreign - 100%
178	ANA GLOBAL PVT. LTD.	KATHMANDU	30,000,000	JAPANESE LANGUAGE TRAINING 100 NOS., ENGLISH LANGUAGE TRAINING 100 NOS., CHINESE	25	SINGAPORE	Foreign - 100%

S. N.	Industry Name	District	Foreign Investment	Product and Annual Capacity	Employment	Country	% of Investment
				LANGUAGE TRAINING 100 NOS., MECHANICS 100 NOS., ELECTRICIAN 100 NOS., ENTERPRENEURSHIP DEVELOPMENT 100 NOS.			
179	CENTER FOR COMMUNITY TRANSFORMATION PVT. LTD.	DANG	5,000,000	SPANISH LANGUAGE TRAINING 100 NOS, CHINESE LANGUAGE TRAINING 50 NOS, ENGLISH LANGUAGE TRAINING 50 NOS, MANAGEMENT TRAINING 100 NOS	18	SAMOA	Foreign - 100%
180	LET MEIN PVT. LTD.	KATHMANDU	20,000,000	HOSPITAL 24 BEDS	72	SOUTH KOREA	Foreign - 100%
181	QIANXUN SOFTWARE PVT. LTD.	LALITPUR	10,000,000	SOFTWARE DEVELOPMENT PACKAGE 270 PACKAGES	36	CHINA (MAINLAND)	Foreign - 100%
182	CONSTRUCTION SERVICE प्रदान गर्ने	KASKI	9,999,000	CONSTRUCTION WORK 100000000 EQUIVALENT	40	NEW ZEALAND	Local - 33.34%, Foreign - 66.66%
183	VOCATIONAL (HOSPITALITY) TRAINING प्रदान गर्ने	BANKE	6,000,000	VOCATIONAL (HOSPITALITY) TRAINING 1000 NOS	14	SINGAPORE	Local - 90%, Foreign - 10%



<b>S. N.</b>	<b>Industry Name</b>	<b>District</b>	<b>Foreign Investment</b>	<b>Product and Annual Capacity</b>	<b>Employment</b>	<b>Country</b>	<b>% of Investment</b>
184	VEGECOOP NEPAL PVT. LTD.	LALITPUR	4,900,000	CHINESE LANGUAGE TRAINING 100 PERSONS, JAPANESE LANGUAGE TRAINING 100 PERSONS, ENGLISH LANGUAGE TRAINING 100 PERSONS, KOREAN LANGUAGE TRAINING 100 PERSONS, MANAGEMENT TRAINING 100 PERSONS	21	JAPAN	Local - 51%, Foreign - 49%
185	TRANSIT LANGUAGE AND COMPUTER TRAINING PVT. LTD.	LALITPUR	5,000,000	JAPANESE LANGUAGE TRAINING 100 NOS., ENGLISH LANGUAGE TRAINING 100 NOS., NEPALI LANGUAGE TRAINING 100 NOS., COMPUTER BASIC TRAINING 100 NOS.	21	JAPAN	Foreign - 100%
186	SOALTEE SIBKRIM HOTELS AND RESORTS PVT. LTD. BRANCH UNIT 1	BANKE	1,440,000	VOCATIONAL (HOSPITALITY) TRAINING 1000 NOS.	14	SWITZERLAND	Local - 97.6%, Foreign - 2.4%

S. N.	Industry Name	District	Foreign Investment	Product and Annual Capacity	Employment	Country	% of Investment
187	CJ SMART CARGO NEPAL PVT. LTD.	KATHMANDU	5,000,000	CARGO HANDLING 1800 MT	15	CHINA (MAINLAND)	Foreign - 100%
188	PHUL MAYA KOREAN LANGUAGE CENTER PVT. LTD.	RUPANDEHI	5,000,000	KOREAN LANGUAGE TRAINING 125 PERSONS, JAPANESE 125 PERSONS, ENGLISH LANGUAGE TRAINING 125 PERSONS	16	SOUTH KOREA	Foreign - 100%
189	LANGUAGE TRAINING प्रदान गर्ने	KATHMANDU	5,000,000	ARABIC LANGUAGE TRAINING 100 PERSONS, KOREAN LANGUAGE TRAINING 100 PERSONS, ENGLISH LANGUAGE TRAINING 100 PACKAGES	18	SAUDI ARABIA	Local - 50%, Foreign - 50%
190	A.S. INTERNATIONAL LABORATORY PVT. LTD.	BHAKTAPUR	14,700,000	LABORATORY SERVICE (FOR TESTING CONSTRUCTION MATERIALS) 3000 NOS	25	INDIA	Local - 51%, Foreign - 49%
191	WELHAMS I.T. PVT. LTD.	KATHMANDU	10,000,000	SOFTWARE DEVELOPMENT PACKAGE 300 PACKAGES	45	INDIA	Foreign - 100%

<b>S. N.</b>	<b>Industry Name</b>	<b>District</b>	<b>Foreign Investment</b>	<b>Product and Annual Capacity</b>	<b>Employment</b>	<b>Country</b>	<b>% of Investment</b>
192	WEBSITE DESIGN AND DEVELOPMENT को कार्य गर्ने	KATHMANDU	5,000,000	WEBSITE DESIGN AND DEVELOPMENT 300 PACKAGES	12	CHINA (MAINLAND)	Foreign - 100%
193	JANKARI TECH PVT.LTD.	KASKI	10,000,000	SOFTWARE DEVELOPMENT 70 PACKAGES, WEBSITE DEVELOPMENT 70 PACKAGES	30	GERMANY	Foreign - 100%
194	FRENCH POSITIVENESS PVT.LTD.	KASKI	5,000,000	MANAGEMENT AND CAREER SKILL DEVELOPMENT TRAINING 150 NOS., FRENCH LANGUAGE TRAINING 150 NOS., ENGLISH LANGUAGE TRAINING 150 NOS.	22	FRANCE	Foreign - 100%
195	SUSTAINABLE DEVELOPMENT SOLUTIONS	KATHMANDU	5,000,000	MANAGEMENT AND CAREER SKILL DEVELOPMENT TRAINING 150 STUDENTS, ENGLISH LANGUAGE TRAINING 150 STUDENTS	15	SWITZERLAND	Foreign - 100%
196	YA XIN SOFTWARE PVT. LTD.	KASKI	5,000,000	SOFTWARE DEVELOPMENT 200 PACKAGES	24	CHINA (MAINLAND)	Foreign - 100%

S. N.	Industry Name	District	Foreign Investment	Product and Annual Capacity	Employment	Country	% of Investment
197	STUJI CONSTRUCTION ENGINEERING PVT. LTD.	KATHMANDU	10,000,000	VARIOUS KINDS OF CONSTRUCTION WORKS (CONSTRUCTION RELATED TO RESIDENTIAL AND COMMERCIAL BUILDINGS, ROADS, BRIDGES ETC.) 0 बराबर	35	USA	Local - 50%, Foreign - 50%
198	KULA CULTURE MANAGEMENT TRAINING PVT. LTD.	LALITPUR	5,000,000	MANAGEMENT TRAINING 240 PERSONS	19	USA	Foreign - 100%
199	BLUE PEAK GROUP PVT. LTD.	KATHMANDU	5,004,000	BUSINESS PROCESS OUTSOURCING 100 PACKAGES, SOFTWARE DEVELOPMENT 100 PACKAGES	22	NEW ZEALAND	Local - 10%, Foreign - 90%
200	CARGO HANDLING & WAREHOUSING को कार्य गर्ने	KATHMANDU	10,000,000	CARGO HANDLING 800 NOS., WAREHOUSING 10000 SQFT.	15	INDIA	Foreign - 100%
201	VALLEY LEARNING CENTER PVT. LTD.	KATHMANDU	5,000,000	ENGLISH LANGUAGE TRAINING 365 NOS.	16	USA	Foreign - 100%
202	TEJEDOR SOFTWARE PVT. LTD.	KATHMANDU	10,000,000	SOFTWARE DEVELOPMENT 400 PACKAGES	49	CHINA (MAINLAND)	Foreign - 100%

S. N.	Industry Name	District	Foreign Investment	Product and Annual Capacity	Employment	Country	% of Investment
203	WORKSHOP TRAINING CENTER PVT. LTD.	KATHMANDU	5,000,000	CERAMIC CATEGORY 50 NOS., ELECTRICIAN CATEGORY 50 NOS., CARPENTER CATEGORY 50 NOS., TILES CATEGORY 50 NOS., ENTERPRENEURSHIP DEVELOPMENT TRAINING 50 NOS.	23	USA	Foreign - 100%
204	MERO DISCOUNT PVT. LTD.	CHITWAN	10,500,000	PRINTED ADVERTISEMENTS MATERIALS 300 NOS, AUDIO VIDEO ADVERTISEMENTS MATERIALS 100 NOS	20	CANADA	Foreign - 100%
205	SOFTWARE DEVELOPMENT & WEBSITE DESIGN को कार्य गर्ने	KATHMANDU	10,000,000	SOFTWARE DEVELOPMENT & WEBSITE DESIGN को कार्य गर्ने 100 PACKAGE	19	BANGLADESH	Foreign - 100%
206	EVEREST PUBLISHING HOUSE PVT. LTD.	KATHMANDU	45,000,000	BOOK PUBLICATION AND PRINTING 600000 NOS.	35	CHINA (MAINLAND)	Foreign - 100%
207	GUI XING YUN CONSTRUCTION COMPANY PVT. LTD.	KATHMANDU	25,000,000	VARIOUS KINDS OF CONSTRUCTION WORKS (CONSTRUCTION RELATED TO TELE COMMUNICATION,	48	CHINA (MAINLAND)	Foreign - 100%

S. N.	Industry Name	District	Foreign Investment	Product and Annual Capacity	Employment	Country	% of Investment
				ELECTRIC TRANSMISSION, HYDROPOWER, ROAD, BRIDGES, COMMERCIAL BUILDINGS, HOUSINGS ETC.)			
208	HOROWITZ PVT. LTD.	LALITPUR	5,100,000	ENGINEERING CONSULTANCY 100 NOS	24	USA	Local - 49%, Foreign - 51%
209	INDOOR CLIMBING को कार्य गर्ने	KASKI	5,000,000	INDOOR CLIMBING 10000 PERSONS	10	FRANCE	Foreign - 100%
210	COMPUTER ANIMATION WORKS AND COMPUTER ANIMATION TRAINING प्रदान गर्ने	CHITWAN	5,000,000	COMPUTER ANIMATION WORKS 1200 NOS, COMPUTER ANIMATION TRAINING 150 NOS	22	USA	Foreign - 100%
211	CATMANDEW ANIMATION LABS PVT. LTD.	KATHMANDU	5,500,000	COMPUTER ANIMATION WORKS 120 NOS., COMPUTER ANIMATION TRAINING 150 NOS.	22	USA	Foreign - 100%
212	JING LU CARGO PVT. LTD.	KATHMANDU	15,000,000	CARGO HANDLING 2400 MT	18	CHINA (MAINLAND)	Foreign - 100%

<b>S. N.</b>	<b>Industry Name</b>	<b>District</b>	<b>Foreign Investment</b>	<b>Product and Annual Capacity</b>	<b>Employment</b>	<b>Country</b>	<b>% of Investment</b>
213	CHENG HONG CARGO PVT. LTD.	KATHMANDU	15,000,000	CARGO HANDLING 2500 MT	20	CHINA (MAINLAND)	Foreign - 100%
214	B.M. NEPAL PVT. LTD.	KATHMANDU	5,000,000	BUSINESS PROCESS OUTSOURCING 35 UNITS, SOFTWARE DEVELOPMENT 40 PACKAGES	27	DENMARK	Foreign - 100%
215	INTERNATIONAL LEADERSHIP TRAINING CENTRE PVT. LTD.	SURKHET	5,000,000	LEADERSHIP AND MANAGEMENT TRAINING 300 NOS	11	USA	Foreign - 100%
216	AMADABLAM LOGISTICS PVT. LTD.	KATHMANDU	10,000,000	CARGO HANDLING 2500 MT	20	CHINA (MAINLAND)	Foreign - 100%
217	WRITING MATTERS POKHARA PVT. LTD.	KASKI	5,000,000	PUBLICATION FOR PRINTED ADVERTISEMENT MATERIALS (BROCHURES, BOOKS, LEAFLETS, CATALOGS ETC. ) 14000 NOS	12	USA	Local - 50%, Foreign - 50%
218	FISH TAIL INTERNATIONAL CARGO PVT. LTD.	KATHMANDU	30,000,000	CARGO HANDLING 9000 MT	45	CHINA (MAINLAND)	Foreign - 100%
219	HUANG CONSTRUCTION	KATHMANDU	20,000,000	VARIOUS KINDS OF CONSTRUCTION	45	CHINA (MAINLAND)	Foreign - 100%

S. N.	Industry Name	District	Foreign Investment	Product and Annual Capacity	Employment	Country	% of Investment
	COMPANY PVT. LTD.			WORKS 140000000 बराबर			
220	SHIVAPURI INTERNATIONAL CARGO PVT. LTD.	KATHMANDU	25,000,000	CARGO HANDLING 8000 MT	55	CHINA (MAINLAND)	Foreign - 100%
221	JYOTI ENGLISH LANGUAGE CENTRE PVT. LTD.	KATHMANDU	5,000,000	MANAGEMENT TRAINING 240 PERSONS	15	SINGAPORE	Foreign - 100%
222	LANGUAGE TRAINING प्रदान गर्ने	KATHMANDU	15,006,600	ENGLISH LANGUAGE TRAINING 250 NOS., CHINESE LANGUAGE TRAINING 250 NOS., NEPALI LANGUAGE TRAINING 250 NOS.	21	CHINA (MAINLAND)	Local - 16.63%, Foreign - 83.37%
223	HUI SHENG INTERNATIONAL CARGO PVT. LTD.	KATHMANDU	10,000,000	CARGO HANDLING 4500 MT	19	CHINA (MAINLAND)	Foreign - 100%
224	LIFESTYLE INTERIOR DECORATION COMPANY PVT.LTD.	KATHMANDU	5,000,000	INTERIOR DECORATION 300 NOS.	16	CHINA (MAINLAND)	Local - 20%, Foreign - 80%
225	SHIPING TRADE CARGO PVT. LTD.	KATHMANDU	5,000,000	CARGO HANDLING 2100 MT	17	CHINA (MAINLAND)	Foreign - 100%



<b>S. N.</b>	<b>Industry Name</b>	<b>District</b>	<b>Foreign Investment</b>	<b>Product and Annual Capacity</b>	<b>Employment</b>	<b>Country</b>	<b>% of Investment</b>
226	DA TONG LANGUAGE INSTITUTE PVT. LTD.	KATHMANDU	25,000,000	CHINESE AND ENGLISH LANGUAGE TRAINING 1000 NOS.	20	CHINA (MAINLAND)	Foreign - 100%
227	SHUN CHENG CARGO COMPANY PVT. LTD.	KATHMANDU	25,000,000	CARGO HANDLING 9000 MT	50	CHINA (MAINLAND)	Foreign - 100%
228	PSYCHO BLOCK CLIMBING PVT. LTD.	KASKI	5,000,000	INDOOR CLIMBING 10000 PERSONS	10	FRANCE	Foreign - 100%
229	DREAMINUS KOREAN CULTURAL CENTRE PVT. LTD.	LALITPUR	5,000,000	KOREAN LANGUAGE TRAINING 320 NOS.	10	SOUTH KOREA	Foreign - 100%
230	YO YO LANGUAGE INSTITUTE PVT. LTD.	KATHMANDU	5,000,000	CHINESE LANGUAGE TRAINING 200 NOS., ENGLISH LANGUAGE TRAINING 200 NOS.	15	CHINA (MAINLAND)	Foreign - 100%
231	SWISS D SOLUTIONS PVT. LTD.	KASKI	6,000,000	BUSINESS MANAGEMENT TRAINING 250 NOS.	14	SWAZILAND	Foreign - 100%

S. N.	Industry Name	District	Foreign Investment	Product and Annual Capacity	Employment	Country	% of Investment
232	LEAD ACID BATTERY, SOLAR BATTERY AND LEAD ACID BATTERY PLATE उत्पादन गर्ने	PARSA	50,000,000	LEAD ACID BATTERY 40000 NOS., SOLAR BATTERY 20000 NOS., LEAD ACID PLATE 15 NOS.	23	INDIA	Foreign - 100%
233	YOU YUAN CONSTRUCTION COMPANY PVT. LTD.	KATHMANDU	25,000,000	CONSTRUCTION SERVICE (BUILDINGS, ROADS, BRIDGES, HYDROPOWER) 155000000 बराबर	97	CHINA (MAINLAND)	Foreign - 100%
234	GLOBE LANGUAGE INSTITUTE PVT. LTD.	LALITPUR	30,000,000	COMPUTER TRAINING 200 NOS., CHINESE LANGUAGE TRAINING 300 NOS., ENGLISH LANGUAGE TRAINING 100 NOS., NEPALI LANGUAGE TRAINING 200 NOS., MUSIC TRAINING 100 NOS.	47	CHINA (MAINLAND)	Foreign - 100%
235	CHANGJIANG SOUTH ASIA NEPAL CULTURAL	KATHMANDU	30,000,000	PRINTING (BOOKS, MAGAZINES ETC.) 3300000 COPIES	22	CHINA (MAINLAND)	Foreign - 100%

S. N.	Industry Name	District	Foreign Investment	Product and Annual Capacity	Employment	Country	% of Investment
	DEVELOPMENT PVT. LTD.						
236	SOLAR SYSTEM DESIGN, ASSEMBLY को कार्य गर्ने	KATHMANDU	240,000,000	SOLAR PV SYSTEM FOR HOME APPLIANCE 9000 SETS, SOLAR PV SYSTEM FOR LIGHTING 9000 SETS	55	RUSSIA	Foreign - 100%
237	COCONUT GROOVE INTERIORS PVT. LTD.	LALITPUR	5,000,000	INTERIOR DECORATION 300 NOS.	15	THAILAND	Foreign - 100%
238	RATNA TRANSPORT PVT. LTD.	KATHMANDU	5,000,000	CARGO HANDLING 3200 MT	10	CHINA (MAINLAND)	Foreign - 100%
239	CONSTRUCTION सम्बन्धी कार्य गर्ने	KATHMANDU	10,000,000	CONSTRUCTION SERVICE (TELECOMMUNICATION, ELECTRIC TRANSMISSION, HYDROPOWER, ROAD ETC.)	11	INDIA	Foreign - 100%
240	INTERNATIONAL CARGO HANDLING को कार्य गर्ने	KATHMANDU	5,000,000	CARGO HANDLING 3100 MT	20	CHINA (MAINLAND)	Foreign - 100%
241	PANDA LOGISTIC PVT. LTD.	KATHMANDU	10,000,000	CARGO HANDLING 5000 MT	22	CHINA (MAINLAND)	Foreign - 100%

S. N.	Industry Name	District	Foreign Investment	Product and Annual Capacity	Employment	Country	% of Investment
242	CHINA CONSTRUCTION TRANS MARINE NEPAL PVT. LTD.	LALITPUR	10,000,000	CONSTRUCTION SERVICE (RAILWAYS, AIRPORTS, FAST TRACK ROAD, BRIDGES, SOLAR PLANT, HYDROPOWER ETC.)	16	CHINA (MAINLAND)	Foreign - 100%
243	CONSTRUCTION & OPERATION OF AMUSEMENT AND WATER PARK सञ्चालन गर्ने	BANKE	40,800,000	AMUSEMENT AND WATER PARK सञ्चालन 600 VISITORS	66	INDIA	Local - 49%, Foreign - 51%
244	SOUTH ASIAN INTERNATIONAL CARGO PVT. LTD.	KATHMANDU	5,000,000	CARGO HANDLING 4000 MT	23	CHINA (MAINLAND)	Foreign - 100%
<b>Category : Minerals</b>							
245	JIN PENG CHENG MINING COMPANY PVT. LTD.	JAJARKOT	30,000,000	CARRY OUT FEASIBILITY STUDY AND PROSPECTING WORK FOR PLACER GOLD MINES 1 SITE	40	CHINA (MAINLAND)	Foreign - 100%
246	JAYA BHAWANI MINERALS PVT. LTD.	KAILALI	8,500,000	TALC POWDER 4000 MT	70	INDIA	Local - 15%, Foreign - 85%
<b>Category : Tourism</b>							
247	KATUS RESTAURANT PVT. LTD.	KATHMANDU	10,000,000	HOTEL 30 BEDS, RESTAURANT 40 SEATS	25	JAPAN	Foreign - 100%

<b>S. N.</b>	<b>Industry Name</b>	<b>District</b>	<b>Foreign Investment</b>	<b>Product and Annual Capacity</b>	<b>Employment</b>	<b>Country</b>	<b>% of Investment</b>
248	FU CHAO RESTAURANT PVT. LTD.	KATHMANDU	15,000,000	RESTAURANT 80 SEATS	17	CHINA (MAINLAND)	Foreign - 100%
249	MIN MEI RESTAURANT PVT. LTD.	KATHMANDU	25,000,000	RESTAURANT 50 SEATS	17	CHINA (MAINLAND)	Foreign - 100%
250	LOUISE ERICH RESTAURANT PVT. LTD.	KATHMANDU	20,000,000	HOTEL 40 BEDS, RESTAURANT 70 SEATS	75	JAPAN	Foreign - 100%
251	XI BEI HUI ZU RESTAURANT PVT. LTD.	KATHMANDU	25,000,000	RESTAURANT 80 SEATS	17	CHINA (MAINLAND)	Foreign - 100%
252	SHANTIPUR KATHMANDU HOTEL PVT.LTD.	KATHMANDU	13,000,000	HOTEL 36 BEDS, RESTAURANT 60 SEATS	26	GERMANY	Local - 50%, Foreign - 50%
253	ZHAN GONG GUAN TEA HOUSE PVT. LTD.	KATHMANDU	10,000,000	RESTAURANT 100 SEATS	27	CHINA (MAINLAND)	Foreign - 100%
254	SARANGCHHE GARDEN RESTAURANT PVT. LTD.	LALITPUR	5,040,000	HOTEL 20 BEDS, RESTAURANT 50 SEATS	13	SOUTH KOREA	Local - 16%, Foreign - 84%
255	HOTEL GRANATE ROUGE PVT. LTD.	KASKI	10,000,000	HOTEL 20 BEDS, RESTAURANT 50 SEATS	29	CHINA (MAINLAND)	Foreign - 100%
256	BUDDHA LOTUS HEART HOTEL PVT. LTD.	KAVRE	49,000,000	HOTEL 40 BEDS, RESTAURANT 70 SEATS	29	CHINA (MAINLAND)	Foreign - 100%

<b>S. N.</b>	<b>Industry Name</b>	<b>District</b>	<b>Foreign Investment</b>	<b>Product and Annual Capacity</b>	<b>Employment</b>	<b>Country</b>	<b>% of Investment</b>
257	PEACE OF MIND RESTAURANT CAFE AND HOTEL PVT. LTD.	KASKI	5,000,000	HOTEL 20 BEDS, RESTAURANT 30 SEATS	15	JAPAN	Foreign - 100%
258	JUHUA NEPAL HOTEL AND RESTAURANT PVT. LTD.	KATHMANDU	25,000,000	HOTEL 32 BEDS, RESTAURANT 40 SEATS	20	CHINA (MAINLAND)	Foreign - 100%
259	BLOOMBERG RESTAURANT PVT. LTD.	KATHMANDU	20,000,000	RESTAURANT 130 SEATS	17	RUSSIA	Foreign - 100%
260	QIULI HOTEL AND RESTAURANT PVT. LTD.	KATHMANDU	20,000,000	HOTEL 32 BEDS, RESTAURANT 40 SEATS	20	CHINA (MAINLAND)	Foreign - 100%
261	ROMANTIC HOLIDAY MANOR RESTAURANT AND HOTEL	KASKI	10,000,000	HOTEL 40 BEDS, RESTAURANT 70 SEATS	41	CHINA (MAINLAND)	Foreign - 100%
262	JIN FAN WAN RESTAURANT PVT. LTD.	NAWALPARASI	25,000,000	RESTAURANT 80 SEATS	17	CHINA (MAINLAND)	Foreign - 100%
263	MONUMENT RESTAURANT PVT.LTD.	KATHMANDU	20,000,000	RESTAURANT 130 SEATS	17	UK	Foreign - 100%

<b>S. N.</b>	<b>Industry Name</b>	<b>District</b>	<b>Foreign Investment</b>	<b>Product and Annual Capacity</b>	<b>Employment</b>	<b>Country</b>	<b>% of Investment</b>
264	XING YUE CHINESE RESTAURANT PVT. LTD.	KATHMANDU	10,000,000	RESTAURANT 100 SEATS	27	CHINA (MAINLAND)	Foreign - 100%
265	ZHAN DA SHI HOTEL PVT. LTD. UNIT 1	CHITWAN	2,500,000	HOTEL 18 BEDS, RESTAURANT 20 SEATS	12	CHINA (MAINLAND)	Foreign - 100%
266	HUAREN RESTAURANT AND BAR PVT. LTD.	KATHMANDU	15,000,000	RESTAURANT 100 SEATS	25	CHINA (MAINLAND)	Foreign - 100%
267	ZERANG HOTEL PVT. LTD.	KATHMANDU	25,000,000	HOTEL 40 BEDS, RESTAURANT 70 SEATS	41	CHINA (MAINLAND)	Foreign - 100%
268	HOTEL DING QIANG WITH RESTAURANT PVT. LTD.	KATHMANDU	25,000,000	HOTEL 40 BEDS, RESTAURANT 70 SEATS	41	CHINA (MAINLAND)	Foreign - 100%
269	YIN YU LIANG MUSLIM HOTEL WITH RESTAURANT PVT. LTD.	DHADING	25,000,000	HOTEL 30 BEDS, RESTAURANT 35 SEATS	20	CHINA (MAINLAND)	Foreign - 100%
270	HOTEL CHIDIBAN PVT. LTD.	LALITPUR	45,000,000	HOTEL 32 BEDS, RESTAURANT 40 SEATS	20	CHINA (MAINLAND)	Foreign - 100%
271	TUAN YUAN RESTAURANT PVT. LTD.	CHITWAN	25,000,000	RESTAURANT 80 SEATS	17	CHINA (MAINLAND)	Foreign - 100%

<b>S. N.</b>	<b>Industry Name</b>	<b>District</b>	<b>Foreign Investment</b>	<b>Product and Annual Capacity</b>	<b>Employment</b>	<b>Country</b>	<b>% of Investment</b>
272	HOMELAND RESTAURANT PVT. LTD.	KASKI	10,000,000	RESTAURANT 130 SEATS	17	CHINA (MAINLAND)	Foreign - 100%
273	SHANGDONG HOLIDAY INN PVT. LTD.	KATHMANDU	15,000,000	HOTEL 40 BEDS, RESTAURANT 70 SEATS	29	CHINA (MAINLAND)	Foreign - 100%
274	REN RUAN HOTEL AND RESTAURANT PVT. LTD.	KATHMANDU	15,000,000	HOTEL 40 BEDS, RESTAURANT 70 BEDS	41	CHINA (MAINLAND)	Foreign - 100%
275	LIAN XIANG GE PVT. LTD.	KATHMANDU	20,000,000	RESTAURANT 130 SEATS	17	CHINA (MAINLAND)	Foreign - 100%
276	WANGLI HOTEL AND RESTAURANT PVT. LTD.	KATHMANDU	30,000,000	HOTEL 30 BEDS, RESTAURANT 40 SEATS	20	CHINA (MAINLAND)	Foreign - 100%
277	RATO PANDA FOODS PVT.LTD.	KATHMANDU	5,225,000	RESTAURANT 40 SEATS	14	USA	Local - 5%, Foreign - 95%
278	JIANG NAN HOTEL WITH RESTAURANT PVT. LTD.	KATHMANDU	25,000,000	HOTEL 40 BEDS, RESTAURANT 70 SEATS	41	CHINA (MAINLAND)	Foreign - 100%
279	TAO GUEST HOUSE PVT. LTD.		5,000,000	HOTEL 20 BEDS, RESTAURANT 30 SEATS	15	CHINA (MAINLAND)	Foreign - 100%
280	CHENG NAN MEI HOTEL WITH RESTAURANT PVT. LTD.	KATHMANDU	25,000,000	HOTEL 46 BEDS, RESTAURANT 30 SEATS	37	CHINA (MAINLAND)	Foreign - 100%



<b>S. N.</b>	<b>Industry Name</b>	<b>District</b>	<b>Foreign Investment</b>	<b>Product and Annual Capacity</b>	<b>Employment</b>	<b>Country</b>	<b>% of Investment</b>
281	CHANAN BONG HOTEL WITH RESTAURANT PVT. LTD.	NAWALPARASI	20,000,000	HOTEL 20 BEDS, RESTAURANT 50 SEATS	41	SOUTH KOREA	Foreign - 100%
282	LIFE YOU INN GUEST HOUSE PVT. LTD.	KASKI	10,000,000	HOTEL 30 BEDS, RESTAURANT 40 SEATS	25	CHINA (MAINLAND)	Foreign - 100%
283	SILVER SPOON PVT. LTD.	KATHMANDU	15,000,000	RESTAURANT 80 SEATS	12	SWITZERLAND	Foreign - 100%
284	GUANGCHUN HOTEL AND RESTAURANT PVT. LTD.	KATHMANDU	25,000,000	HOTEL 32 BEDS, RESTAURANT 40 SEATS	20	CHINA (MAINLAND)	Foreign - 100%
285	HONGEAI HOTEL PVT. LTD.	KATHMANDU	35,000,000	HOTEL 30 BEDS, RESTAURANT 50 SEATS	26	CHINA (MAINLAND)	Foreign - 100%
286	AMRITA CAFE AND RESTAURANT PVT. LTD.	KATHMANDU	10,000,000	RESTAURANT 100 SEATS	24	USA	Foreign - 100%
287	HAO YUN LAI RESTAURANT PVT.LTD.	KATHMANDU	5,000,000	RESTAURANT 52 SEATS	30	CHINA (MAINLAND)	Foreign - 100%
288	ISHA CAFE AND HOTEL PVT.LTD.	KASKI	5,000,000	HOTEL 20 BEDS, RESTAURANT 30 SEATS	14	AUSTRALIA	Foreign - 100%
289	KEVINS RESTAURANT PVT. LTD.	KATHMANDU	5,000,000	RESTAURANT 40 SEATS	14	USA	Foreign - 100%

<b>S. N.</b>	<b>Industry Name</b>	<b>District</b>	<b>Foreign Investment</b>	<b>Product and Annual Capacity</b>	<b>Employment</b>	<b>Country</b>	<b>% of Investment</b>
290	NEWA CAFE PVT. LTD.	KATHMANDU	15,000,000	RESTAURANT 130 SEATS	17	ISRAEL	Foreign - 100%
291	A.N.G. RESTAURANT PVT. LTD.	KATHMANDU	30,000,000	HOTEL 70 BEDS, RESTAURANT 40 SEATS	29	UZBEKISTAN	Foreign - 100%
292	CHONG QING XIAO MIAN GUAN HOTEL AND RESTAURANT PVT. LTD.	KASKI	5,000,000	HOTEL 20 BEDS, RESTAURANT 30 SEATS	11	CHINA (MAINLAND)	Foreign - 100%
293	YU JIE RESTAURANT PVT. LTD.	LALITPUR	5,000,000	RESTAURANT 70 SEATS	15	CHINA (MAINLAND)	Foreign - 100%
294	MENGJIALA FOODS PVT.LTD.	KATHMANDU	10,000,000	RESTAURANT 100 SEATS	27	BANGLADESH	Foreign - 100%
295	MAN XI HOTEL PVT.LTD.	KATHMANDU	25,000,000	HOTEL 32 BEDS, RESTAURANT 40 SEATS	20	CHINA (MAINLAND)	Foreign - 100%
296	NEW MOONLIGHT RESTAURANT PVT.LTD.	KATHMANDU	20,000,000	RESTAURANT 130 SEATS	17	UK	Foreign - 100%
297	CHINESE BROTHER SEKUWA CORNER PVT. LTD.	KATHMANDU	5,000,000	RESTAURANT 80 SEATS	17	CHINA (MAINLAND)	Local - 50%, Foreign - 50%
298	CHU SHEN HOTEL WITH	KATHMANDU	25,000,000	HOTEL 48 BEDS, RESTAURANT 30 SEATS	37	CHINA (MAINLAND)	Foreign - 100%

<b>S. N.</b>	<b>Industry Name</b>	<b>District</b>	<b>Foreign Investment</b>	<b>Product and Annual Capacity</b>	<b>Employment</b>	<b>Country</b>	<b>% of Investment</b>
	RESTAURANT PVT.LTD.						
299	ZELAN SHI HOTEL PVT. LTD.	KATHMANDU	20,000,000	HOTEL 20 BEDS, RESTAURANT 50 SEATS	41	CHINA (MAINLAND)	Foreign - 100%
300	DONG BEI HOME RESTAURANT PVT. LTD.	KATHMANDU	5,000,000	HOTEL 20 BEDS, RESTAURANT 40 SEATS	28	CHINA (MAINLAND)	Foreign - 100%
301	THE MAXICANO PVT. LTD.	KATHMANDU	10,000,000	RESTAURANT 100 SEATS	25	MEXICO	Foreign - 100%
302	QIAN GUAN RESTAURANT PVT. LTD.	KATHMANDU	25,000,000	RESTAURANT 150 SEATS	30	CHINA (MAINLAND)	Foreign - 100%
303	LIANG HOTELA AND RESTAURANT PVT. LTD.	KATHMANDU	10,000,000	HOTEL 30 BEDS, RESTAURANT 50 SEATS	21	CHINA (MAINLAND)	Foreign - 100%
304	LAVEE RESIDENCE PVT. LTD.	KATHMANDU	5,018,400	HOTEL 20 BEDS, RESTAURANT 30 SEATS	16	SWITZERLAND	Local - 1.6%, Foreign - 98.4%
305	YAN AN RESTAURANT PVT. LTD.	KATHMANDU	25,000,000	RESTAURANT 100 SEATS	30	CHINA (MAINLAND)	Foreign - 100%
306	FAMOUS STAR HOTEL AND RESTAURANT PVT. LTD.	KATHMANDU	20,000,000	HOTEL 20 BEDS, RESTAURANT 30 SEATS	16	CHINA (MAINLAND)	Foreign - 100%

<b>S. N.</b>	<b>Industry Name</b>	<b>District</b>	<b>Foreign Investment</b>	<b>Product and Annual Capacity</b>	<b>Employment</b>	<b>Country</b>	<b>% of Investment</b>
307	POWNA HOME PVT. LTD.	KATHMANDU	10,300,000	HOTEL 30 BEDS, RESTAURANT 40 SEATS	25	FRANCE	Foreign - 100%
308	HONG JUN HOTEL WITH RESTAURANT PVT. LTD.	KATHMANDU	25,000,000	HOTEL 30 BEDS, RESTAURANT 40 SEATS	21	CHINA (MAINLAND)	Foreign - 100%
309	SONGMAO HOTEL AND RESTAURANT PVT. LTD.	KATHMANDU	20,000,000	HOTEL 30 BEDS, RESTAURANT 40 SEATS	20	CHINA (MAINLAND)	Foreign - 100%
310	CHINA SICHUAN ZHOU JI HOT POT PVT. LTD.	KATHMANDU	5,000,000	RESTAURANT 70 SEATS	15	CHINA (MAINLAND)	Foreign - 100%
311	XIAOHUA RESTAURANT PVT. LTD.	KATHMANDU	5,000,000	RESTAURANT 76 SEATS	12	CHINA (MAINLAND)	Foreign - 100%
312	FOR YOU HOTEL PVT. LTD.	RUPANDEHI	50,000,000	HOTEL 150 BEDS, RESTAURANT 150 SEATS	50	CHINA (MAINLAND)	Local - 80%, Foreign - 20%
313	BELGIAN HOTEL PVT. LTD.	KASKI	5,000,000	HOTEL 40 BEDS	15	BELGIUM	Local - 50%, Foreign - 50%
314	MAN XIN YUAN RESTAURANT PVT. LTD.	KATHMANDU	25,000,000	RESTAURANT 150 SEATS	30	CHINA (MAINLAND)	Foreign - 100%
315	UP IN THE WIND HOTEL AND RESTAURANT PVT. LTD.	KASKI	5,000,000	HOTEL 20 BEDS, RESTAURANT 40 SEATS	28	CHINA (MAINLAND)	Foreign - 100%

S. N.	Industry Name	District	Foreign Investment	Product and Annual Capacity	Employment	Country	% of Investment
316	D.A. RESTAURANT PVT. LTD.	JHAPA	10,000,000	HOTEL 40 BEDS, RESTAURANT 70 SEATS	29	UKRAINE	Foreign - 100%
317	ARISUN RESTAURANT COMPANY PVT. LTD.	KATHMANDU	5,000,000	RESTAURANT 80 SEATS	14	CHINA (MAINLAND)	Foreign - 100%
318	HOTEL YUE XING PVT. LTD.	LALITPUR	30,000,000	HOTEL 32 BEDS, RESTAURANT 50 SEATS	35	CHINA (MAINLAND)	Foreign - 100%
319	ARNOLD LAYNE PVT. LTD.	KASKI	500,000	RESTAURANT 80 SEATS	12	AUSTRALIA	Foreign - 100%
320	RESTAURANT संचालन गर्ने ।	KATHMANDU	10,000,000	RESTAURANT 100 SEATS	15	INDIA	Foreign - 100%
321	ECOOVERLAND ERS RESORT PVT. LTD.	GORKHA	10,000,000	HOTEL 20 BEDS, RESTAURANT 50 SEATS	29	UK	Foreign - 100%
322	WALDO DYNASTY HOTEL PVT. LTD.	KATHMANDU	2,000,000,000	HOTEL 300 BEDS, RESTAURANT 210 BEDS	133	CHINA (HONG KONG)	Foreign - 100%
323	SHEN QUAN HOTEL WITH RESTAURANT PVT. LTD.	KATHMANDU	2,500,000	HOTEL 34 BEDS, RESTAURANT 40 SEATS	22	CHINA (MAINLAND)	Foreign - 100%
324	HOTEL WITH RESTAURANT संचालन गर्ने	KATHMANDU	9,999,000	HOTEL 30 BEDS, RESTAURANT 40 SEATS	17	CHINA (MAINLAND)	Local - 33.34%, Foreign - 66.66%

S. N.	Industry Name	District	Foreign Investment	Product and Annual Capacity	Employment	Country	% of Investment
325	LIAO HOTEL AND RESTAURANT PVT. LTD.	KATHMANDU	25,000,000	HOTEL 30 BEDS, RESTAURANT 40 SEATS	22	CHINA (MAINLAND)	Foreign - 100%
326	HOTEL WITH RESTAURANT संचालन गर्ने	KASKI	12,100,000	HOTEL 32 BEDS, RESTAURANT 40 SEATS	20	USA	Local - 56%, Foreign - 44%
327	ECHO BEACH RESORT PVT. LTD.	KASKI	5,000,000	HOTEL 40 BEDS, RESTAURANT 70 SEATS	29	THE NETHERLANDS	Local - 50%, Foreign - 50%
328	THE RED HORIZON HOTEL AND RESTAURANT PVT. LTD.	KASKI	15,000,000	HOTEL 40 BEDS, RESTAURANT 70 SEATS	41	CHINA (MAINLAND)	Foreign - 100%
329	HOTEL WITH RESTAURANT संचालन गर्ने	KASKI	20,000,000	HOTEL 8 BEDS, RESTAURANT 30 SEATS	11	THE NETHERLANDS	Foreign - 100%
330	DHODGU HOTEL DEVELOPMENT COMPANY PVT. LTD.	KATHMANDU	850,000,000	HOTEL 180 BEDS, RESTAURANT 200 SEATS	90	CHINA (MAINLAND)	Local - 15%, Foreign - 85%
331	KOYLA LOUNGE AND CAFE PVT. LTD.	KASKI	5,000,000	RESTAURANT 80 SEATS	17	INDIA	Foreign - 100%
332	EUROPA HOTEL AND RESTAURANT PVT. LTD.	KATHMANDU	25,000,000	HOTEL 40 BEDS, RESTAURANT 50 SEATS	25	UK	Foreign - 100%

S. N.	Industry Name	District	Foreign Investment	Product and Annual Capacity	Employment	Country	% of Investment
333	HOTEL WITH RESTAURANT संचालन गर्ने	KATHMANDU	49,995,000	HOTEL 45 BEDS, RESTAURANT 60 SEATS	35	UK	Local - 66.67%, Foreign - 33.33%
334	BHRIKUTI DEVI INITIATIVE PVT. LTD.	KATHMANDU	500,000,000	HOTEL 40 BEDS, RESTAURANT 60 SEATS	50	CHINA (MAINLAND)	Foreign - 100%
335	HOTEL WITH RESTAURANT	KATHMANDU	60,000,000	HOTEL 40 BEDS, RESTAURANT 40 SEATS	30	CHINA (MAINLAND)	Foreign - 100%
336	MAGGIE HOTEL AND RESTAURANT PVT. LTD.	LALITPUR	10,000,000	HOTEL 30 BEDS, RESTAURANT 40 SEATS	25	CHINA (MAINLAND)	Foreign - 100%
337	HOTEL WITH RESTAURANT सञ्चालन गर्ने	KATHMANDU	70,000,000	HOTEL 40 BEDS, RESTAURANT 60 BEDS	45	CHINA (MAINLAND)	Local - 30%, Foreign - 70%
338	GRACEMANDU GUEST HOUSE PVT. LTD.	LALITPUR	5,000,000	HOTEL 20 BEDS, RESTAURANT 40 SEATS	28	AUSTRALIA	Foreign - 100%
339	DEVYANI INTERNATIONAL NEPAL PVT. LTD. BRANCH UNIT 1	KASKI	73,500,000	RESTAURANT 170 SEATS	30	INDIA	Foreign - 100%
340	PALM HOTEL AND RESTAURANT PVT. LTD.	KATHMANDU	10,000,000	HOTEL 32 BEDS, RESTAURANT 40 SEATS	18	ISRAEL	Foreign - 100%

S. N.	Industry Name	District	Foreign Investment	Product and Annual Capacity	Employment	Country	% of Investment
341	HOTEL WITH RESTAURANT सञ्चालन गर्ने	KATHMANDU	10,000,000	HOTEL 32 BEDS, RESTAURANT 40 SEATS	18	ISRAEL	Foreign - 100%
342	HOTEL YAD PVT. LTD.	KASKI	5,000,000	HOTEL 24 BEDS, RESTAURANT 30 SEATS	13	JAPAN	Foreign - 100%
343	HIGHLAND HOTEL PVT.LTD.	KATHMANDU	25,000,000	HOTEL 40 BEDS	20	MALAYSIA	Foreign - 100%
344	HOTEL WITH RESTAURANT सञ्चालन गर्ने	ILAM	5,000,000	HOTEL 30 BEDS, RESTAURANT 40 SEATS	20	INDIA	Local - 50%, Foreign - 50%
345	ANNAMAYA CAFE PVT. LTD.	LALITPUR	5,000,000	RESTAURANT 130 SEATS	17	CANADA	Local - 50%, Foreign - 50%
346	RESTAURANT सञ्चालन गर्ने	KATHMANDU	10,000,000	RESTAURANT 90 SEATS	22	BELGIUM	Foreign - 100%
347	WELCOME HERITAGE INN PVT. LTD.	BHAKTAPUR	5,000,000	HOTEL 40 BEDS, RESTAURANT 70 SEATS	29	SWITZERLAND	Local - 50%, Foreign - 50%
348	SATHI GUEST HOUSE PVT. LTD.	KATHMANDU	5,010,000	HOTEL 25 BEDS, RESTAURANT 50 SEATS	7	SPAIN	Local - 16.5%, Foreign - 83.5%
349	MILKY WAY STAR HOTEL PVT. LTD.	KASKI	9,800,000	HOTEL 40 BEDS, RESTAURANT 50 SEATS	27	ITALY	Local - 51%, Foreign - 49%
350	FEEL LIKE HOME NEPAL PVT. LTD.	KATHMANDU	5,000,000	HOTEL 30 BEDS, RESTAURANT 50 SEATS	21	ITALY	Local - 50%, Foreign - 50%



<b>S. N.</b>	<b>Industry Name</b>	<b>District</b>	<b>Foreign Investment</b>	<b>Product and Annual Capacity</b>	<b>Employment</b>	<b>Country</b>	<b>% of Investment</b>
351	TIANYIN HOTEL PVT. LTD.	KATHMANDU	20,000,000	HOTEL 34 BEDS, RESTAURANT 50 SEATS	20	CHINA (MAINLAND)	Foreign - 100%
352	MONEYRON HOTEL PVT. LTD.	KATHMANDU	20,000,000	HOTEL 30 BEDS, RESTAURANT 40 SEATS	26	FRANCE	Foreign - 100%
353	DUO WEI YU RESTAURANT PVT. LTD.	KATHMANDU	10,000,000	RESTAURANT 100 SEATS	20	CHINA (MAINLAND)	Foreign - 100%
354	EVERESTED GUEST HOUSE PVT. LTD.	KATHMANDU	10,000,000	HOTEL 40 BEDS	14	USA	Foreign - 100%
355	FOOD CRAZE RESTAURANT PVT. LTD.	KATHMANDU	20,000,000	RESTAURANT 125 SEATS	30	USA	Foreign - 100%
356	RESTAURANT सञ्चालन गर्ने	KATHMANDU	10,000,000	RESTAURANT 100 SEATS	25	CHINA (MAINLAND)	Foreign - 100%
357	MUSLIM LAMIAN NODDLE RESTAURANT PVT. LTD.	KATHMANDU	25,000,000	RESTAURANT 200 SEATS	30	CHINA (MAINLAND)	Foreign - 100%
358	CHONG QING SPICY FOOD RESTAURANT PVT. LTD.	KATHMANDU	25,000,000	RESTAURANT 160 SEATS	25	CHINA (MAINLAND)	Foreign - 100%
359	DNICE RESTAURANT PVT. LTD.	KATHMANDU	15,000,000	RESTAURANT 100 SEATS	25	CHINA (MAINLAND)	Foreign - 100%

S. N.	Industry Name	District	Foreign Investment	Product and Annual Capacity	Employment	Country	% of Investment
360	NEPAL LHASA GUEST HOUSE PVT. LTD.	KATHMANDU	20,000,000	HOTEL 30 BEDS, RESTAURANT 40 SEATS	23	CHINA (MAINLAND)	Foreign - 100%
361	RESTAURANT संचालन गर्ने	KATHMANDU	5,000,000	RESTAURANT 40 SEATS	14	INDIA	Foreign - 100%
362	LILY HOTEL PVT. LTD.	KATHMANDU	30,000,000	HOTEL 40 BEDS, RESTAURANT 70 SEATS	29	FRANCE	Foreign - 100%
363	JIANG HU KEZHAN HOTEL AND RESTAURANT PVT. LTD.	KATHMANDU	20,000,000	HOTEL 40 BEDS, RESTAURANT 70 SEATS	41	CHINA (MAINLAND)	Foreign - 100%
364	BENGALI GRILL RESTAURANT PVT. LTD.	KATHMANDU	20,000,000	RESTAURANT 125 SEATS	28	BANGLADESH	Foreign - 100%
365	JUTAN JING RESTAURANT PVT. LTD.	KATHMANDU	15,000,000	RESTAURANT 80 SEATS	17	CHINA (MAINLAND)	Foreign - 100%
366	EVER REST CAFE PVT. LTD.	LALITPUR	10,000,000	HOTEL 40 BEDS, RESTAURANT 70 SEATS	41	BRAZIL	Local - 50%, Foreign - 50%
367	HOTEL सञ्चालन गर्ने	KATHMANDU	15,000,000	HOTEL 34 BEDS	17	SPAIN	Foreign - 100%
368	EIGHT PVT. LTD.	KASKI	5,000,000	RESTAURANT 52 SEATS	30	BANGLADESH	Foreign - 100%

<b>S. N.</b>	<b>Industry Name</b>	<b>District</b>	<b>Foreign Investment</b>	<b>Product and Annual Capacity</b>	<b>Employment</b>	<b>Country</b>	<b>% of Investment</b>
369	HUALI HOTEL AND RESTAURANT PVT. LTD.	KASKI	5,000,000	HOTEL 20 BEDS, RESTAURANT 40 SEATS	9	CHINA (MAINLAND)	Foreign - 100%
370	GALLEY HOTEL PVT. LTD.	KATHMANDU	20,000,000	HOTEL 40 BEDS, RESTAURANT 70 SEATS	41	FRANCE	Foreign - 100%
371	KAPPOU SHIMIZU RESTAURANT PVT. LTD.	LALITPUR	5,000,000	RESTAURANT 100 SEATS	30	JAPAN	Foreign - 100%
372	QINGSHENG HOTEL PVT. LTD.	KATHMANDU	25,000,000	HOTEL 34 BEDS, RESTAURANT 90 SEATS	35	CHINA (MAINLAND)	Foreign - 100%
373	SAMVARA VENTURES PVT. LTD.	KAVRE	47,500,000	HOTEL 40 BEDS, RESTAURANT 55 SEATS	63	BRITISH VIRGIN ISLANDS	Foreign - 100%
374	IMPRESSION EASTERN CATERING AND ENTERTAINMENT PVT. LTD.	KATHMANDU	15,000,000	RESTAURANT 250 SEATS	30	CHINA (MAINLAND)	Foreign - 100%
375	EMMYS NEPAL PVT. LTD.	KATHMANDU	25,000,000	HOTEL 40 BEDS	22	CHINA (MAINLAND)	Foreign - 100%
376	UPTOWN RESTAURANT PVT. LTD.	KATHMANDU	20,000,000	RESTAURANT 125 SEATS	18	BELGIUM	Foreign - 100%

S. N.	Industry Name	District	Foreign Investment	Product and Annual Capacity	Employment	Country	% of Investment
377	T.L.A. THE LAZIMPAT PVT. LTD.	KATHMANDU	8,000,000	RESTAURANT 100 SEATS	30	USA	Local - 20%, Foreign - 80%
378	RESTAURANT सञ्चालन गर्ने	KASKI	5,000,000	RESTAURANT 40 SEATS	14	BANGLADESH	Foreign - 100%
379	RAMAILO RESTAURANT PVT. LTD.	KATHMANDU	20,000,000	RESTAURANT 110 SEATS	23	CHINA (MAINLAND)	Foreign - 100%
380	HIMALAYA SILKROAD CHINESE RESTAURANT PVT. LTD.	LALITPUR	10,000,000	RESTAURANT 130 SEATS	17	CHINA (MAINLAND)	Foreign - 100%
381	HOTEL WITH RESTAURANT सञ्चालन गर्ने	KATHMANDU	10,000,000	HOTEL 20 BEDS, RESTAURANT 50 SEATS	41	SINGAPORE	Local - 50%, Foreign - 50%
382	FUSHUN HOTEL PVT. LTD.	KATHMANDU	20,000,000	HOTEL 30 BEDS, RESTAURANT 40 SEATS	20	CHINA (MAINLAND)	Foreign - 100%
383	UNIQUE BOUTIQUE HOUSE PVT. LTD.	KATHMANDU	25,000,000	HOTEL 30 BEDS, RESTAURANT 40 SEATS	21	MALAYSIA	Foreign - 100%
384	AISELU HOSPITALITY PVT. LTD.	KAVRE	49,500,000	HOTEL 40 BEDS, RESTAURANT 55 SEATS	63	BRITISH VIRGIN ISLANDS	Foreign - 100%
385	HUA BO RESTAURANT PVT.LTD.	KATHMANDU	15,000,000	RESTAURANT 80 SEATS	17	CHINA (MAINLAND)	Foreign - 100%

S. N.	Industry Name	District	Foreign Investment	Product and Annual Capacity	Employment	Country	% of Investment
386	YIHAO HOTEL PVT. LTD.	KATHMANDU	20,000,000	HOTEL 34 BEDS, RESTAURANT 50 SEATS	20	CHINA (MAINLAND)	Foreign - 100%
387	YUAN QI HOTEL PVT. LTD.	KASKI	25,000,000	HOTEL 40 BEDS, RESTAURANT 20 SEATS	22	CHINA (MAINLAND)	Foreign - 100%
388	HOTEL REUNION PVT.LTD.	KATHMANDU	35,000,000	HOTEL 30 BEDS, RESTAURANT 50 SEATS	30	UKRAINE	Foreign - 100%
389	TRIPLE S. PVT. LTD.	KATHMANDU	10,000,000	HOTEL 30 BEDS, RESTAURANT 40 SEATS	15	INDIA	Foreign - 100%
390	OLIVERS BISTRO PVT.LTD.	KATHMANDU	5,000,000	RESTAURANT 40 SEATS	14	UK	Foreign - 100%
391	QUANMIN HOTEL PVT. LTD.	KATHMANDU	20,000,000	HOTEL 30 BEDS, RESTAURANT 40 SEATS	22	CHINA (MAINLAND)	Foreign - 100%
392	CHUNLAN HOTEL PVT. LTD.	KATHMANDU	15,000,000	HOTEL 30 BEDS, RESTAURANT 40 SEATS	24	CHINA (MAINLAND)	Foreign - 100%
393	HOTEL WITH RESTAURANT सञ्चालन गर्ने	KATHMANDU	90,000,000	HOTEL 24 BEDS, RESTAURANT 200 SEATS	49	JAPAN	Local - 10%, Foreign - 90%
394	WONDERLUST HOTEL AND RESTAURANT PVT. LTD.	KATHMANDU	20,000,000	HOTEL 40 BEDS, RESTAURANT 50 SEATS	27	ROMANIA	Foreign - 100%

S. N.	Industry Name	District	Foreign Investment	Product and Annual Capacity	Employment	Country	% of Investment
395	KONGFU RESTAURANT PVT. LTD.	KATHMANDU	10,000,000	RESTAURANT 130 SEATS	17	CHINA (MAINLAND)	Foreign - 100%
396	RESTAURANT सञ्चालन गर्ने	KASKI	10,000,000	RESTAURANT 100 SEATS	20	CHINA (MAINLAND)	Foreign - 100%
397	RESTAURANT, HOTEL सञ्चालन गर्ने		10,000,000	HOTEL 25 BEDS, RESTAURANT 35 SEATS	37	CHINA (MAINLAND)	Foreign - 100%
398	HONG FU PASTRY PVT. LTD.	LALITPUR	10,000,000	RESTAURANT 100 SEATS	23	CHINA (MAINLAND)	Foreign - 100%
399	RELAX INN HOME PVT. LTD.	LALITPUR	5,000,000	HOTEL 30 BEDS	12	CHINA (MAINLAND)	Foreign - 100%
400	CHHENDU RESTAURANT PVT.LTD.	KATHMANDU	25,000,000	RESTAURANT 100 SEATS	30	CHINA (MAINLAND)	Foreign - 100%
401	SABILA BOUTIQUE HOTEL PVT. LTD.	KATHMANDU	9,999,000	HOTEL 36 BEDS, RESTAURANT 50 SEATS	20	SPAIN	Local - 33.34%, Foreign - 66.66%

Table 9 Number of Industry Registered with Foreign Investment (F.Y. 2073/074)

CATEGORY	NO. OF PROJECTS	TOTAL PROJECT COST	TOTAL FIXED COST	TOTAL WORKING CAPITAL	TOTAL AMOUNT OF FOREIGN INVESTMENT	NO. OF EMPLOYMENT
		(Rs. in million)	(Rs. in million)	(Rs. in million)	(Rs. in million)	
AGRO AND FORESTRY BASED	21	289	246.82	42.18	256.46	429
CONSTRUCTION	1	17	10.2	6.8	10.2	75
INFORMATION TECHNOLOGY	8	88.74	69.5	19.24	88.74	318
MANUFACTURING	55	4,019.50	2,883.98	1,135.52	3,732.35	2,438
MINERAL	2	40	31.2	8.8	38.5	110
SERVICE	159	5,983.37	3,046.4	2,936.89	5,018.29	4,848
TOURISM	155	6,610.90	6,080.2	530.61	6,008.49	4,022
<b>TOTAL</b>	<b>401</b>	<b>17,048.5</b>	<b>12,368.5</b>	<b>4,680.0</b>	<b>15,153.03</b>	<b>12,240</b>

Table 10 Number of Industry Registered with Foreign Investment (Up to F.Y. 2073/074)

CATEGORY	NO. OF PROJECTS	TOTAL PROJECT COST	TOTAL FIXED COST	TOTAL WORKING CAPITAL	TOTAL AMOUNT OF FOREIGN INVESTMENT	NO. OF EMPLOYMENT
		(Rs. in million)	(Rs. in million)	(Rs. in million)	(Rs. in million)	
AGRO AND FORESTRY BASED	247	5,739.62	4,490.28	1,249.34	4,272.53	9,146
CONSTRUCTION	46	3,842.34	2,866.30	971.5	2,983.01	3,226
INFORMATION TECHNOLOGY	76	153,573.8	150,109.2	5,364.53	87,581.47	10,938
MANUFACTURING	8	88.74	69.5	19.24	88.74	318
MINERAL	1,037	95,748.2	75,582.1	19,304.1	41,399.62	94,938
SERVICE	67	6,548.12	5,191.30	1,356.82	4,167.85	8,140
TOURISM	1,382	67,853.7	42,553.9	25,154.1	45,638.38	58,248
<b>TOTAL</b>	<b>1,214</b>	<b>42,386.6</b>	<b>39,052.1</b>	<b>3,064.80</b>	<b>26,721.90</b>	<b>44,542</b>

Table 11 Number of Industry Registered with Foreign Investment Scale Wise (F.Y. 2073/074)

SCALE	NO. OF PROJECTS	TOTAL PROJECT COST	TOTAL FIXED COST	TOTAL WORKING CAPITAL	TOTAL AMOUNT OF FOREIGN INVESTMENT	NO. OF EMPLOYMENT
		<i>(Rs. in million)</i>	<i>(Rs. in million)</i>	<i>(Rs. in million)</i>	<i>(Rs. in million)</i>	
LARGE	9	6,800.00	6,204.60	595.4	6,227.00	1,150
MEDIUM	16	1,386.56	1,030.90	355.66	1,174.91	748
SMALL	376	8,861.95	5,132.97	3,728.98	7,751.12	10,342
<b>TOTAL</b>	<b>401</b>	<b>17,049</b>	<b>12,368</b>	<b>4,680</b>	<b>15,153</b>	<b>12,240</b>

Table 12 Number of Industry Registered with Foreign Investment Scale Wise ( Up to F.Y. 2073/074)

SCALE	NO. OF PROJECTS	TOTAL PROJECT COST	TOTAL FIXED COST	TOTAL WORKING CAPITAL	TOTAL AMOUNT OF FOREIGN INVESTMENT	NO. OF EMPLOYMENT
		<i>(Rs. in million)</i>	<i>(Rs. in million)</i>	<i>(Rs. in million)</i>	<i>(Rs. in million)</i>	
LARGE	274	282,181.5	260,346.6	23,370.75	143,077.73	54,245
MEDIUM	393	39,986.3	25,209.0	14,234.18	25,666.24	40,153
SMALL	3,410	53,613.3	34,359.2	18,879.60	44,109.56	135,098
<b>TOTAL</b>	<b>4,077</b>	<b>375,781</b>	<b>319,915</b>	<b>56,485</b>	<b>212,854</b>	<b>229,496</b>



Table 13 Number of Industry Registered with Foreign Investment Country Wise  
( F.Y. 2073/074)

S. N.	COUNTRY NAME	NO. OF PROJECTS	TOTAL PROJECT COST	TOTAL FIXED COST	TOTAL WORKING CAPITAL	TOTAL AMOUNT OF FOREIGN INVESTMENT	NO. OF EMPLOYMENT
			(Rs. in million)	(Rs. in million)	(Rs. in million)	(Rs. in million)	
1	AUSTRALIA	6	35	26.6	8.4	25.6	136
2	AUSTRIA	1	3.5	2	1.5	3.5	8
3	BANGLADESH	8	85	57.9	27.1	80	210
4	BELGIUM	5	60	48.5	11.5	45	95
5	BRAZIL	1	20	17.5	2.5	10	41
6	BRITISH VIRGIN ISLANDS	2	97	86.44	10.56	97	126
7	CANADA	5	50.34	30	20.34	45.34	73
8	CHINA (MAINLAND)	183	6,743.51	5,585.74	1,157.77	6,246.75	5,487
9	CHINA (HONG KONG)	1	2,000.00	1,960.00	40	2,000.00	133
10	CHINA (TAIWAN)	2	110	98	12	110	35
11	CYPRUS	1	500	450	50	500	100
12	DENMARK	1	5	3.5	1.5	5	27
13	FRANCE	8	109.6	92.8	16.8	100.31	187
14	GERMANY	6	62	50.93	11.07	44	121
15	INDIA	41	2,434.40	1,770.45	663.95	2,082.89	1,622
16	ISRAEL	3	35	25.7	9.3	35	53
17	ITALY	2	30	25	5	14.8	48
18	JAPAN	13	187.2	160.65	26.55	170.14	359
19	MALAYSIA	2	50	44	6	50	41
20	MEXICO	1	10	7.5	2.5	10	25
21	NETHERLANDS ANTILLES	1	94.6	69	25.6	31.5	41
22	NEW ZEALAND	2	20.56	13.4	7.16	15	62

S. N.	COUNTRY NAME	NO. OF PROJECTS	TOTAL PROJECT COST	TOTAL FIXED COST	TOTAL WORKING CAPITAL	TOTAL AMOUNT OF FOREIGN INVESTMENT	NO. OF EMPLOYMENT
			(Rs. in million)	(Rs. in million)	(Rs. in million)	(Rs. in million)	
23	NIGERIA	1	16.5	12.8	3.7	13.15	1
24	PAKISTAN	1	15	9.1	5.9	15	64
25	PHILIPPINES	1	5	4.2	0.8	5	13
26	ROMANIA	1	20	17	3	20	27
27	RUSSIA	3	270	180.45	89.55	265	92
28	SAMOA	1	5	4	1	5	18
29	SAUDI ARABIA	1	10	7.4	2.6	5	18
30	SINGAPORE	4	115	107.3	7.7	51	95
31	SOUTH KOREA	15	2,402.00	231.97	2,170.03	1,885.04	567
32	SPAIN	4	42	32.1	9.9	35.02	51
33	SRI LANKA	1	10	8	2	10	60
34	SWAZILAND	1	6	4.8	1.2	6	14
35	SWEDEN	1	20	16.7	3.3	20	440
36	SWITZERLAND	7	130.1	116	14.1	66.46	122
37	THAILAND	1	5	4	1	5	15
38	THE NETHERLANDS	9	173.46	147.2	26.26	132.12	229
39	TURKEY	2	35	27.2	7.8	20.3	45
40	UK	9	311.5	276.6	34.9	204.35	235
41	UKRAINE	2	45	37.9	7.1	45	59
42	UNITED ARAB EMIRATES	1	240	156	84	240	37
43	USA	39	399.24	315.34	83.9	352.76	979
44	UZBEKISTAN	1	30	26.8	3.2	30	29
	<b>TOTAL</b>	<b>401</b>	<b>17,048</b>	<b>12,368</b>	<b>4,680</b>	<b>15,153</b>	<b>12,240</b>

Table 14 Number of Industry Registered with Foreign Investment Country Wise ( Up to F.Y. 2073/074)

S. N.	COUNTRY NAME	NO. OF PROJECTS	TOTAL PROJECT COST	TOTAL FIXED COST	TOTAL WORKING CAPITAL	TOTAL AMOUNT OF FOREIGN INVESTMENT	NO. OF EMPLOYMENT
			(Rs. in million)	(Rs. in million)			
1	AFGHANISTAN	2	5	4	1	5	45
2	ARGENTINA	2	18.01	16.1	1.91	18.01	51
3	AUSTRALIA	65	791.21	670.11	120.02	629.67	1,693
4	AUSTRIA	20	238.17	184.27	37.47	110.97	672
5	AZERBAIJAN	4	40.9	27.6	13.3	40.9	190
6	BAHRAIN	2	101.31	41.89	59.43	85.66	62
7	BANGLADESH	65	971.6	623.1	330.35	729.93	5,549
8	BELARUS	1	5	4.1	0.9	5	15
9	BELGIUM	22	286.37	242.3	44.07	225.24	685
10	BERMUDA	6	1,995.25	1,694.03	214.09	118.27	1,474
11	BHUTAN	4	32.26	23.08	6.95	8.61	123
12	BRAZIL	8	586.07	550.38	35.69	555.83	631
13	BRITISH VIRGIN ISLANDS	16	16,303.28	13,719.33	2,583.95	8,064.28	2,180
14	CAMBODIA	1	5	2.48	2.52	5	14
15	CANADA	44	7,248.22	6,996.98	250.95	2,736.59	2,338
16	CHAD	1	2.5	1.86	0.64	2.5	18
17	CHILE	1	30	26.8	3.2	30	29
18	CHINA (MAINLAND)	1,161	62,296.36	52,333.35	9,946.43	34,888.24	53,293
19	CHINA (HONG KONG)	33	36,585.91	32,098.38	4,481.86	27,187.58	4,651
20	CHINA (TAIWAN)	17	625.25	530.38	94.87	384.62	795
21	COLOMBIA	3	49.08	40.9	8.18	23.7	48
22	COOK ISLANDS	1	833.32	828	5.32	666.66	35
23	CROATIA	1	2.5	2.1	0.4	2.5	15
24	CYPRUS	4	1,515.50	1,436.50	79	812.5	375
25	CZECH REPUBLIC	2	14.5	12.2	2.3	8.89	37
26	DENMARK	35	1,205.19	1,056.66	148.53	401.53	1,505
27	ECUADOR	1	2.5	1.3	1.2	2.5	45

S. N.	COUNTRY NAME	NO. OF PROJECTS	TOTAL PROJECT COST	TOTAL FIXED COST	TOTAL WORKING CAPITAL	TOTAL AMOUNT OF FOREIGN INVESTMENT	NO. OF EMPLOYMENT
			(Rs. in million)	(Rs. in million)			
28	EGYPT	3	22.1	16.2	5.9	14.1	119
29	ERITREA	1	2.5	1.8	0.7	2.5	15
30	FINLAND	10	432.91	416.5	16.41	335.88	260
31	FRANCE	88	980.45	812.67	154.4	634.58	3,058
32	GERMANY	104	2,806.43	2,498.21	297.66	1,325.22	4,600
33	GHANA	1	6.5	6.18	0.33	1.95	10
34	GREECE	1	5	4.3	0.7	5	15
35	GUATEMALA	1	10	5	5	2.5	84
36	HUNGARY	1	10	8.9	1.1	5	29
37	INDIA	679	132,423.91	114,936.26	18,835.40	82,813.20	66,877
38	INDONESIA	1	35	31.8	3.2	35	29
39	IRAN	12	74.7	55.85	18.85	68.2	273
40	IRELAND	7	738.9	692.6	46.3	355.97	355
41	ISRAEL	19	789.2	654.84	134.35	217.75	589
42	ITALY	34	1,619.81	1,457.61	68.5	435.9	955
43	JAPAN	237	6,626.53	5,829.81	730.18	2,467.31	9,121
44	JORDAN	1	30	26.8	3.2	12	29
45	KAZAKHSTAN	4	20.4	16.03	4.37	20.4	87
46	KYRGYZSTAN	4	36.5	32.05	4.45	22.5	175
47	LEBANON	3	32	28	4	32	74
48	LIBYA	1	5	2.8	2.2	5	80
49	LITHUANIA	1	5	4	1	5	38
50	MALAYSIA	33	998.74	899.32	99.42	546.28	1,048
51	MAURITIUS	9	3,878.00	3,784.27	93.73	3,314.70	952
52	MEXICO	5	43.73	37.55	6.18	41.13	109
53	NEPAL	1	20	17.5	2.5	6	20
54	NETHERLANDS ANTILLES	2	119.6	89	30.6	41.5	121
55	NEW ZEALAND	21	418.09	327.51	90.28	131.27	2,300
56	NIGERIA	1	16.5	12.8	3.7	13.15	1
57	NORTH KOREA	3	64.82	58.8	6.02	32.55	147
58	NORWAY	16	8,146.09	6,790.60	1,350.95	1,165.33	845

S. N.	COUNTRY NAME	NO. OF PROJECTS	TOTAL PROJECT COST	TOTAL FIXED COST	TOTAL WORKING CAPITAL	TOTAL AMOUNT OF FOREIGN INVESTMENT	NO. OF EMPLOYMENT
			(Rs. in million)	(Rs. in million)			
59	PAKISTAN	26	2,303.04	1,986.43	315.72	269.82	2,828
60	PANAMA	1	83.28	65.17	18.11	24.98	121
61	PHILIPPINES	18	1,232.12	1,051.88	180.23	148.28	1,824
62	POLAND	8	158.22	144.55	13.67	75.39	214
63	PORTUGAL	1	2.5	2	0.5	2.5	23
64	QATAR	2	580	275.5	304.5	156.7	60
65	REPUBLIC OF THE CONGO	1	2.5	2.1	0.4	2.5	28
66	ROMANIA	2	35	26.9	8.1	35	39
67	RUSSIA	38	831.86	619.89	211.97	658.09	1,378
68	SAMOA	1	5	4	1	5	18
69	SAUDI ARABIA	1	10	7.4	2.6	5	18
70	SEYCHELLES	1	7,600.00	7,372.00	228	684	100
71	SINGAPORE	42	8,191.82	7,322.54	854.29	2,947.39	3,130
72	SLOVAKIA	1	5	4	1	5	21
73	SLOVENIA	2	34.19	29.94	4.25	34.19	45
74	SOUTH AFRICA	8	72.3	58.94	13.36	72.3	217
75	SOUTH KOREA	319	16,038.71	11,252.76	4,749.59	11,289.33	10,931
76	SPAIN	24	2,278.52	2,163.44	115.08	2,010.25	648
77	SRI LANKA	7	113.15	84.6	28.56	71.41	208
78	SWAZILAND	2	21	17.7	3.3	21	14
79	SWEDEN	12	70.4	55.86	14.54	67.6	770
80	SWITZERLAND	58	5,280.37	5,096.70	173.25	2,902.67	1,533
81	SYRIA	9	58	46.8	11.2	56	232
82	TAJIKISTAN	2	35	21.8	13.2	35	65
83	THAILAND	12	1,037.37	888.79	139.03	121.29	1,174
84	THE NETHERLANDS	72	2,459.43	1,507.76	949.61	1,554.40	4,010
85	TURKEY	23	1,772.70	698.9	1,073.81	1,795.34	778
86	UK	162	8,906.91	7,099.55	1,788.66	5,340.31	10,576
87	UKRAINE	11	216.4	191.94	24.47	132.7	300

S. N.	COUNTRY NAME	NO. OF PROJECTS	TOTAL PROJECT COST	TOTAL FIXED COST	TOTAL WORKING CAPITAL	TOTAL AMOUNT OF FOREIGN INVESTMENT	NO. OF EMPLOYMENT
			(Rs. in million)	(Rs. in million)			
88	UNITED ARAB EMIRATES	15	5,061.57	2,130.84	2,880.72	2,560.41	1,697
89	USA	362	18,871.69	16,780.32	1,841.31	7,706.03	17,293
90	UZBEKISTAN	4	75	63.2	11.8	75	132
91	VIETNAM	2	24.6	22.8	1.8	24.6	55
92	YEMEN	2	105	94.2	10.8	105	33
	<b>TOTAL</b>	<b>4,077</b>	<b>375,781.3</b>	<b>319,914.9</b>	<b>56,484.5</b>	<b>212,853.5</b>	<b>229,496</b>

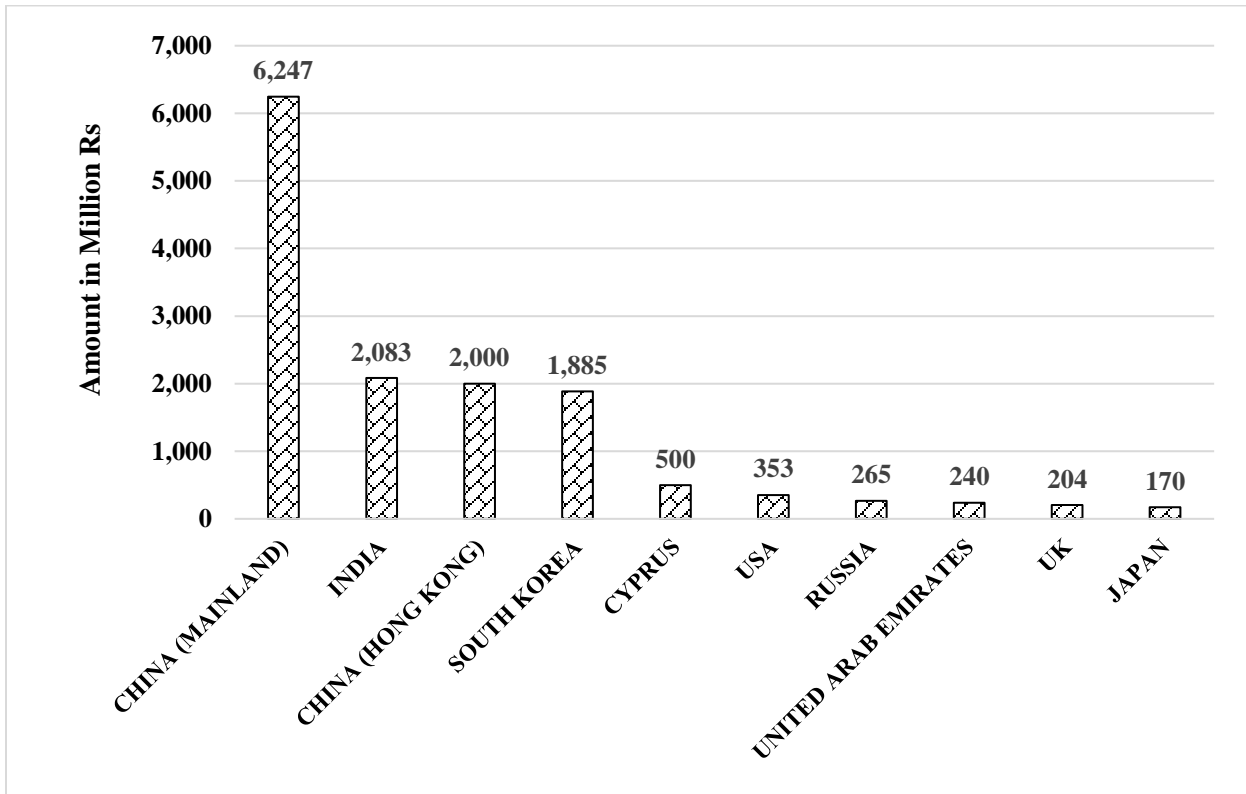


Figure 3 Bar Diagram Showing Top Ten Foreign Investors Country Wise ( F.Y. 2073/073)

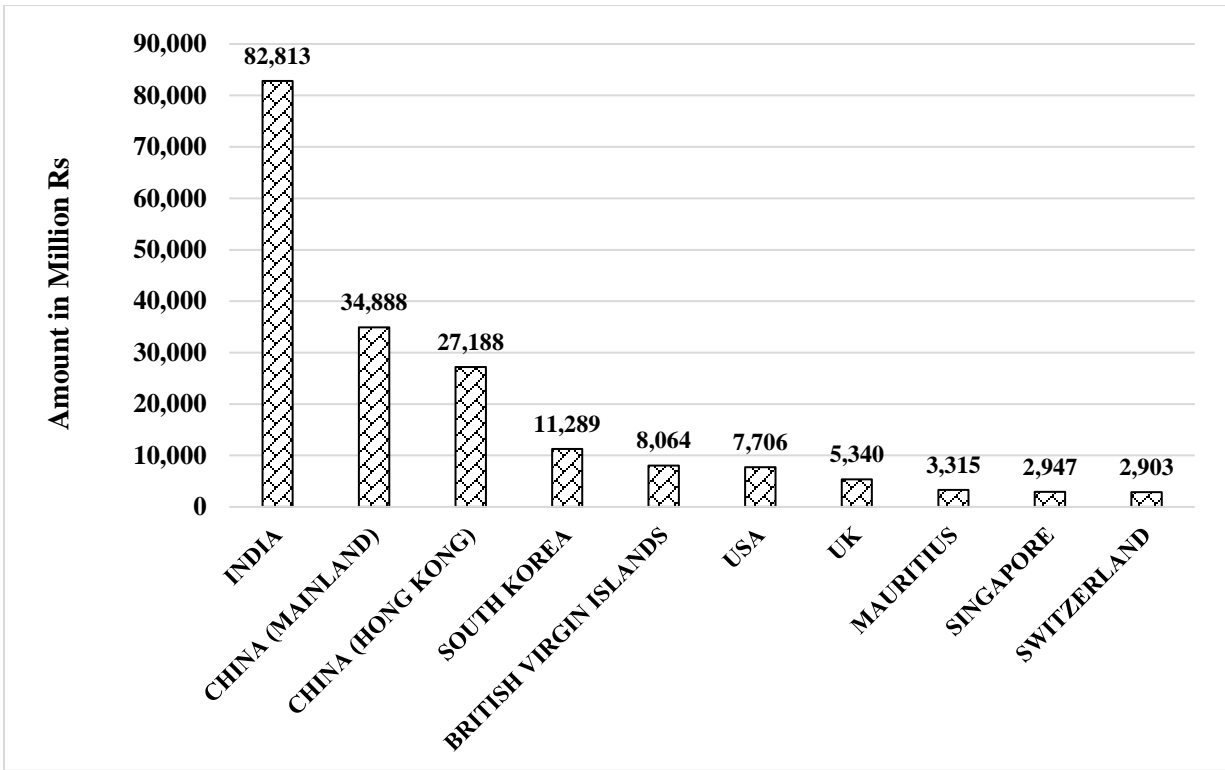


Figure 4 Bar Diagram Showing Top Ten Foreign Investors Country Wise ( Up to F.Y. 2073/073)

**CHAPTER THREE :**  
**MISCELLANEOUS INFORMATION**



Table 15 List of Intellectual Property Registered up to F.Y. 2073/074

Fiscal Year	Trademark			Patent			Design		
	National	Foreign	Total	National	Foreign	Total	National	Foreign	Total
Up to 2048/49	4982	3675	8657	14	19	33	6	29	35
2049/50	512	170	682	0	4	4	0	0	0
2050/51	369	244	613	0	0	0	0	1	1
2051/52	393	471	864	1	0	1	0	1	1
2052/53	403	617	1020	1	1	2	0	1	1
2053/54	423	411	834	0	2	2	0	2	2
2054/55	442	377	819	0	2	2	0	2	2
2055/56	429	454	883	0	0	0	1	1	2
2056/57	574	588	1162	0	0	0	3	0	3
2057/58	678	485	1163	0	0	0	0	1	1
2058/59	660	518	1178	1	2	3	4	1	5
2059/60	804	557	1361	5	2	7	0	5	5
2060/61	1255	396	1651	2	2	4	0	5	5
2061/62	949	567	1516	0	0	0	1	1	2
2062/63	609	565	1174	0	1	1	0	0	0
2063/64	585	419	1004	3	0	3	0	0	0
2064/65	612	529	1141	1	0	1	2	2	4
2065/66	954	774	1728	2	1	3	0	3	3
2066/67	889	675	1565	1	0	1	0	0	0
2067/68	850	657	1507	1	0	1	0	0	0
2068/69	456	1230	1686	1	0	1	4	3	7
2069/70	1473	1089	2562	1	0	1	13	1	14
2070/71	1084	920	2004	0	0	0	1	0	1
2071/72	1080	992	2072	1	0	1	6	5	11
2072/73	1032	1366	2398	0	0	0	8	3	11
2073/74	1020	1260	2280	0	0	0	8	16	24
<b>Total</b>	<b>22485</b>	<b>18640</b>	<b>41125</b>	<b>35</b>	<b>36</b>	<b>71</b>	<b>49</b>	<b>80</b>	<b>129</b>

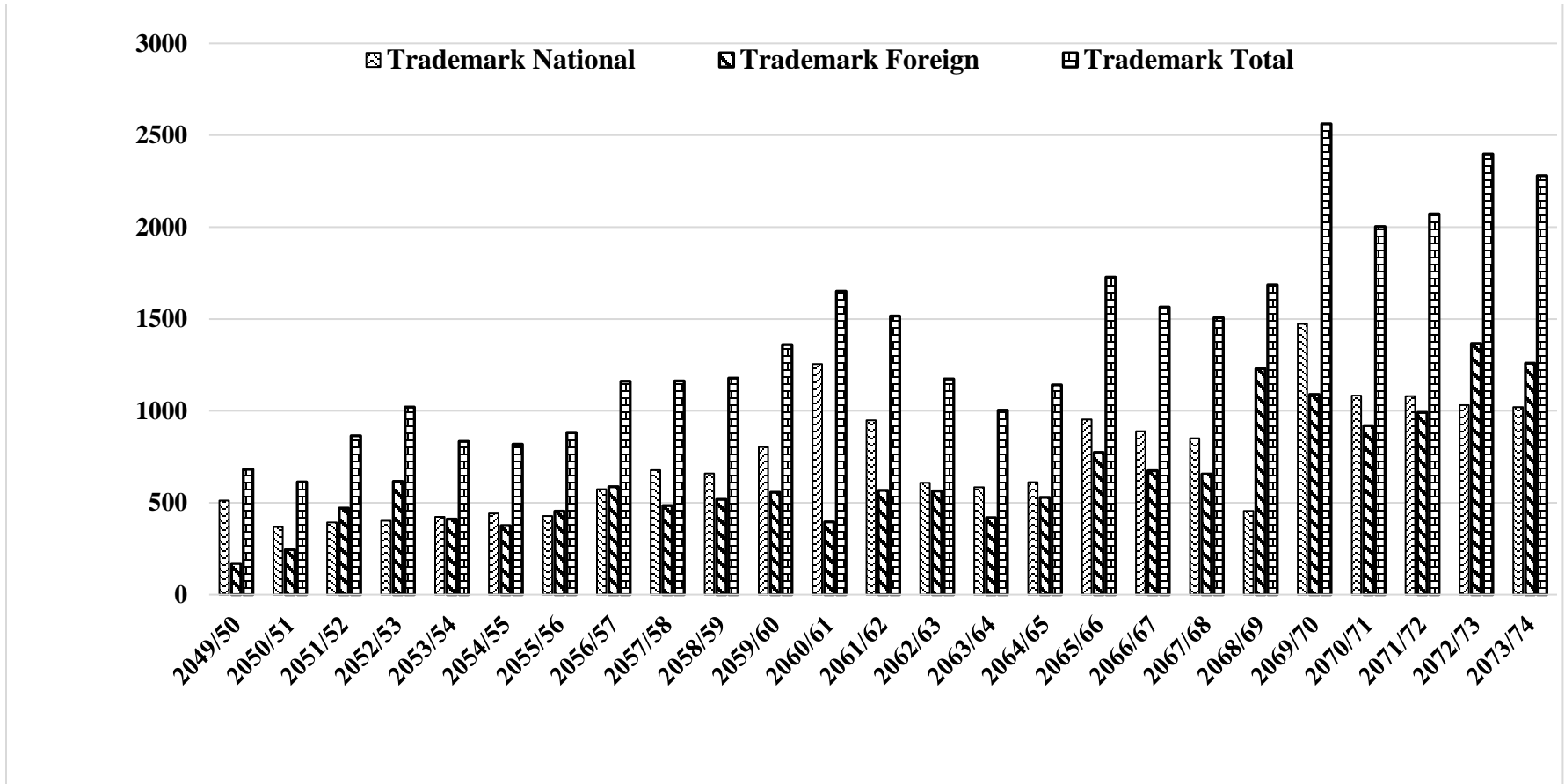


Figure 5 Bar Diagram Showing National and International Trademark Registered by Fiscal Year

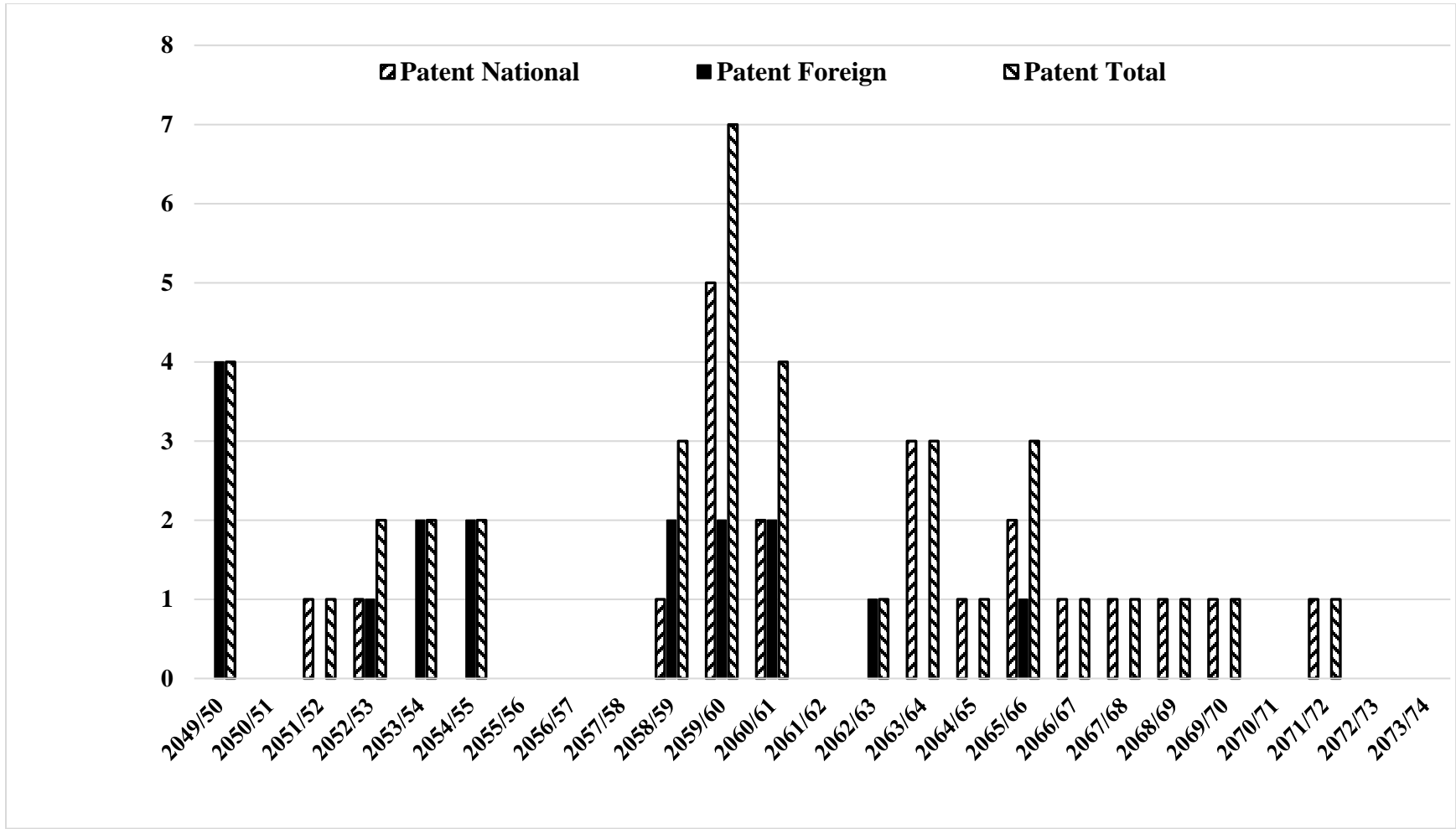


Figure 6 Bar Diagram Showing National and International Patent Registered by Fiscal Year

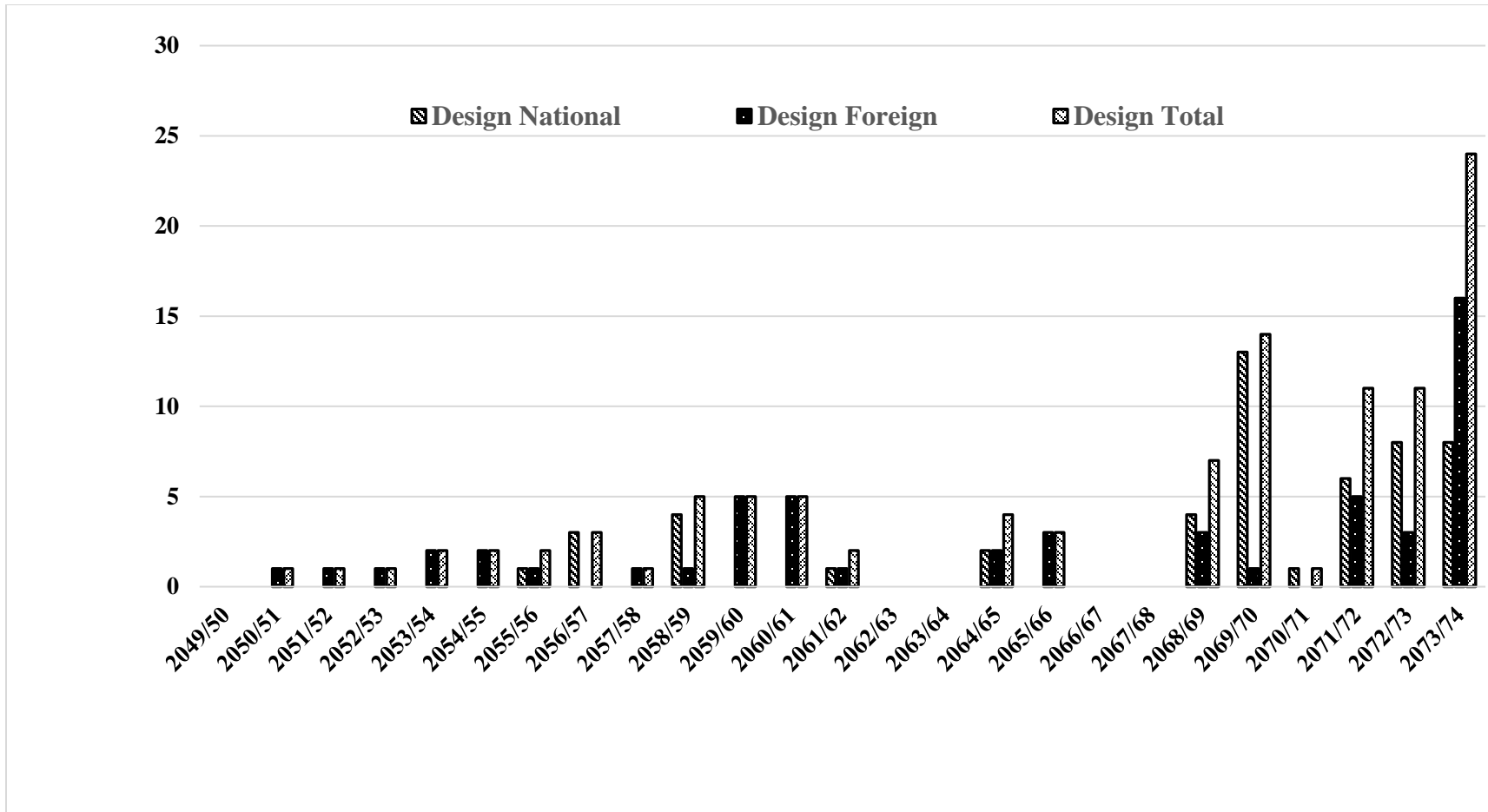


Figure 7 Bar Diagram Showing National and International Design Registered by Fiscal Year

Table 16 Synopsis of the Flow of Facilities through One Window Committee (F.Y. 2050/51 to F.Y. 2073/74)

Fiscal Year	Total No. of Decisions	Duty Draw Back (Amount in Rs.)				
		Custom	Premium	Excise	Sales Tax	Total Amount
2051/052	719	5102315	47846	35835	967296	6153292
2052/053	722	13613217	103382	0	6966744	20683343
2053/054	482	24999958	0	0	0	24999958
2054/055	129	22576702	0	0	1209643	23786345
2055/056	316	50273147	0	481847	1168451	51923445
2056/057	367	82181698	0	0	0	82181698
2057/058	409	155700796	0	0	0	155700796
2058/059	846	409859971	0	0	0	409859971
2059/060	415	324705649	0	0	0	324705649
2060/61	200	147949365.9	0	0	0	147949365.9
2061/62	126	80774966	0	0	0	80774966
2062/63	20	5725641	0	0	0	5725641
2063/64	240	229163790	0	0	0	229163790
2064/65	448	437815174	0	0	128097	437943271
2064/65	333	343176088	0	0	128097	343304185
2065/66	-	164281721	0	0	0	164281721
2066/67	-	51071670	0	0	0	51071670
2067/68	22	64036952	0	0	0	64036952
2068/69	44	88508652	0	0	0	88508652
2069/70	22	24332031	-	-	-	24332031
2070/71	43	185275278	-	23108273	-	208383551
2071/72	47	136894027	-	-	-	136894027
2072/73	18	59675372.65	-	-	-	59675372.65
2073/74	1	10183625	-	-	-	10183625

**Note:** One Window Committee has been constituted for the purpose of providing facilities and concessions to the industries as per Industrial Enterprises Act.

Table 17 List of Goods of Industries Recommended for Preferential Export to India  
(F. Y. 2073/74)

क्र. स.	उद्योगको नाम	निकासी माग गरेको बस्तु	वार्षिक उत्पादन क्षमता	सिफारिस परिमाण	ईकाई
1	N.S.Export Pvt. Ltd., Bhaktapur	Readymade Garments (shirt , jacket)	3,60,000 Pcs	1,20,000	Pcs
2	Ganga Rosin And Turpentine Ind., Banke	Rosin , Turpentine	3440 MT	3000	MT
3	Jagadamba Enterprises Pvt. Ltd ., Parsa	G I Pipe	12,000 MT	5,000	MT
4	Prestige Mat Ind., Bara	PVC Mats, Plastic Mats	10,54,080 Sq Mtrs	200000	Sq.Mtrs
5	Bageshori Kattha Industries Pvt. Ltd., Banke	Liquid Kattha	1,580 MT	200	MT
6	Narayani plastic Industries Pvt. Ltd., Bara	HDPE Pipes	900 MT	50	MT
7	Probiotic Industries Pvt. Ltd., Bara	Crude oil (Soya and Mustard )	7,938 MT	500	MT
8	Indushankar sugar Ind.,Bara	Molasses (by product)	21,000 MT	5000	MT
9	Rajesh Metal Craft Pvt. Ltd., Bara	Zinc dross (by product)	975 MT	200	MT
10	Dabar Nepal Pvt.Ltd., Bara	Fruit Juice	1,10,000 KL	80,000	KL
11	Om Pasma And Craft Ind. Pvt. Ltd., Lalitpur	Woolen Shawl /Stole /Muffler	15,000 Pcs	15000	Pcs
12	K.B. Sam Aluminum Ind. Pvt. Ltd.,Bara	Aluminum, Extrusion, and house hold product (Ladder)	14,800 MT	2500	MT
14	Rajesh metal crafts Pvt. Ltd., Bara	Zinc residue-Ash (By product)	975 MT	200	MT
15	Shiva Kattha Ind. Pvt. Ltd. Banke	Kattha (Biscuits) Cutchh	120 MT 180 MT	80	MT
16	Nabin Polymer Ind., Bara	Pet Preform	1200 MT	400	MT
17	Aarati Stripsh Pvt.Ltd., Morang	Black Pipes	25,000 MT	5,000	MT
18	Shree Shyam Ind.Pvt.Ltd.,Sunasari	Synthetic shoes	8,00,000 Pairs	2,00,000	Pairs
19	Asian Biscuit And Confectionari Pvt. Ltd., Sunasari.	Biscuits (Different Varities),Confectionary (Different Varities)	9,000 MT 3,000 MT	500 500	MT MT

20	Shiva Shakti Chemoplast Pvt. Ltd., Parsa	Wooven Fabrics	8,500 MT	1,500	MT
21	Manakamana Rosin & Chemicals Industries Pvt. Ltd., Banke	Rosin Turpentine	2,880 MT 580 KL	500 100	MT KL
22	Probiotic Industries Pvt. Ltd., Parsa	Crude Oil (Soya and Mustard)	7,938 MT	1,000	MT
23	Relliance Sugar and Chemical Industries Pvt. Ltd., Bara	Mollases (By-product)	15,000 MT	2,500	MT
24	Bhagawati Rolling Mills Pvt. Ltd. Bara	H. B. Wire Bolt	500 MT 2,000 MT	150 250	MT MT
25	Birgunj Bone Processing Industries, Bara	Bone Chips	2,150 MT	500	MT
26	Mahalaxmi Solvent and Refinery Pvt. Ltd., Bara	Crude Soya bean Oil (Edible Grade)	16,000 MT	500	MT
27	Shree Food Industries, Parsa	Gumbase	2,980 MT	100	MT
28	Khanal Rosin and Turpentine Industries Pvt. Ltd., Banke	Rosin Turpentine	1,200 MT 260 MT	400 20	MT KL
29	Prestige Loop Mat Industries, Bara	Plastic Mats/ PVC Loop Mats/ Door Mats/ Car Mats	5,27,040 Sq. Mtr.	3,00,000	Sq. Mtr.
30	Sagar Steels Pvt. Ltd. Nawalparasi	Lamination Core	3,000 MT	100	MT
31	Advanced Neutritions Pvt. Ltd., Bara	Feed Premix	4,000 MT	1000	MT
32	Jagadamba Enterprises Pvt. Ltd., Parsa	By Products- Zinc Dross Zinc Ash Zinc Blowing	100 MT 50 MT 50 MT	80	MT
33	Banglamukhi Rosin and Turpentine Industries Pvt. Ltd., Banke	Rosin Turpentine	3,000 MT	500 100	MT KL
34	Samanata Pashmina Crafts, Kathmandu	Wool Stole, Sweater & Panchhu	1,15,000 Pcs	25,000	Pcs
35	Pashupati Kathha Mills, Bara	Kathha (Biscuit) Cutch	300 MT 300 MT	150	MT
36	Sampada Handicrafts, Lalitpur	Copper and Brass Statues	500 Pcs	200	Pcs
37	Dhanaraj Handicrafts, Lalitpur	Copper Statues	500 Pcs	200	Pcs
38	RM Industries, Bara	Stainless Steel Utensils	3,000 MT	200	MT

39	Jagdamba Battery Industries Pvt. Ltd., Rauthat	Lead Ingot/ Lead Alloy	300 MT	75	MT
40	Arihanta Polypacks Ltd., Sunsari	PP Woven Fabrics	6,000 MT	2,500	MT
41	Monaj Offset Press Pvt. Ltd., Lalitpur	Books (Printed)	2,85,00,000 Pcs	5,00,000	Pcs
42	Asian Batteries Pvt. Ltd., Morang	Tubular Batteries	10,000 Pcs	500	Pcs
43	Nepal Apperals Pvt. Ltd., Morang	Readymade Garments ( Track Suit, Shorts, Pants, Shirt, T-shirts)	2,40,000	1,00,000	Pcs
44	Pioneer Rubber Factory, Sunsari	Auto Tubes	2,50,000 Pcs	1,50,000	Pcs
45	Trilokya Bijaya Handicraft, Lalitpur	Copper Statues	500 Pcs	200	Pcs
46	Rajesh Metal Craft Pvt. Ltd., Bara	M S Black Pipes	45,000 MT	10,000	MT
47	Deuti Rosin and Turpentine Industries, Banke	Rosin & Turpentine	2,400 MT	500	MT
48	Sona Polymers Industries Pvt. Ltd., Rupandhai	Plastic Sheet	1,350 MT	300	MT
49	Shiva Shakti Packaging Pvt. Ltd., Bara	Plastic sheet	6,000 MT	500	MT
50	Khanal Rosin and Turpentine Industries Pvt. Ltd., Banke	Rosin & Turpentine	1,200 MT 260 MT	500 50	MT KL
51	Reason and Sirjan Pashmina Industries, Kathmandu	Woolen/ Pashmina shawl	10,000 Pcs	5,000	Pcs
52	Aashirbad Pashmina Industries, Kathmandu	Pashmina shawl, stole, Scarf	2,500 Pcs	1,500	Pcs
53	Reliance Sugar and Chemical Industries Pvt. Ltd., Bara	Molasses (By products)	15,000 MT	5,000	MT
54	Aarati Steels Pvt. Ltd., Morang	Colour Coated Aluminium Coil/Sheet	5,000 MT	1,500	MT
55	Prestige Mat Industries, Bara	PVC Mat/ Plastic Mats	10,54,080 Sq. Mtrs	3,00,000	Sq. Mtrs
56	Jagadamba Enterprises Pvt. Ltd. , Parsa	MS Black pipes	36,000 MT	8,000	MT
57	Kurausi Bone Procession Industries, Banke	Bone Chips & senewes	1,500 MT	200	MT



58	Jaya Bageshwori Rosin and Turpentine Industries Pvt. Ltd., Banke	Rosin Turpentine	23,90,000 Ltrs	150 30	MT KL
59	Dipmala Rosin and Turpentine Industries, Banke	Rosin Turpentine	2,190 MT 495 KL	500 100	MT KL
60	Shivashakti Chemoplast Pvt. Ltd., Parsa	Woven fabric/sacks	10,000 MT	5,000	MT
61	Himalayan Kathha Industries Pvt. Ltd., Siraha	Kattha (Biscuit) Cutch	360 MT 720 MT	180 360	MT MT
62	Pioneer Rubber Factory, Sunsari	Crumb rubber, Reclaim rubber	6,800 MT	2,000 200	MT MT
63	Balaji Natural Industries, Makawanpur	Rosin Turpentine	2,100 MT 360 MT	200 40	MT MT
64	Jagadamba Enterprises Pvt. Ltd., Parsa	By Products- Zinc Dross, Zinc Ash & Zinc Blowing	100 MT 50 MT 50 MT	160	MT
65	Rajesh Metal Crafts Pvt. Ltd., Bara	Zinc residue- Ash (By product)	975 MT	300	MT
66	Rajesh Metal Crafts Pvt. Ltd., Bara	CR sheet/coil/slits	20,000 MT	2,500	MT
67	Bageshwori Kathha Industries Pvt. Ltd., Banke	Liquid Kattha	1,580 MT	200	MT
68	Rachana Plastic Industries, Sunsari	Pet perform Pet Cap	360 MT	100	MT
69	Shuvalav Knitting and Fabrics Pvt. Ltd., Morang	Mosquito Net	145 MT	100	MT
70	Advanced Neutritions Pvt. Ltd., Bara	Feed Premix	4,000 MT	1,500	MT
71	Bangalamukhi Rosin and Turpentine Industries Pvt. Ltd., Banke	Rosin Turpentine	3,000 MT	1,000 200	MT KL
72	Necon KB Plasto Engineering Industries Pvt. Ltd., Parsa	HDPE/PP woven fabric	12,000 MT	1,500	MT

Table 18 Revenue Accumulation to the Department of Industries (F.Y. 2051/52 to F.Y. 2073/74)

Fiscal Year	Registration Fee (Rs.)				Renewal Fee (Rs.)			Late Fine For TM Renewal	Deposits for Fieted	Others	Total
	Pvt. Ltd.	Partnership Firm	Proprietorship Firm	Trademark, Patent, Design	Partnership Firm	Proprietorship firm	Trade-Mark				
2051/52	-	23500	197985	757125	1305	10985	313088	1703	777353	177768	<b>2260812</b>
2052/53	-	26000	116810	862987	2035	9805	151814	4178	57000	210719	<b>1441348</b>
2053/54	-	24600	347840	1946071	1650	14120	570093	8865	209000	1078732	<b>4200971</b>
2054/55	-	6500	17030	2093358	150	7260	740411	4480	4526737	1057362	<b>8453288</b>
2055/56	-	6600	160	2621943	150	4470	339050	27755	-	1147982	<b>4148110</b>
2056/57	-	13000	23710	3041039	620	16430	552072	16675	2850053	78255	<b>6591854</b>
2057/58	-	65	7800	2856925	2000	3490	607877	16275	138100	1718005	<b>5350537</b>
2058/59	-	0	70200	2772594	1210	3260	2863359	10090	-	1976958	<b>7697671</b>
2059/60	-	6500	54600	3121092	365	6070	2009975	10940	229000	2031975	<b>7470517</b>
2060/61	-	6500	23400	2888247	900	5890	1260237	5955	17000	1933578	<b>6141707</b>
2061/62	-	-	22200	3290274	1050	17725	1523269	13119	52000	2168934	<b>7088571</b>
2062/63	-	-	-	4947210	150	10055	1731737	86900	-	3195086	<b>9971138</b>
2063/64	-	-	-	11000000	-	-	-	392000	12652000	48000	<b>24092000</b>
2064/65	-	-	-	12008470	-	-	-	-	2202031.1	-	<b>14210501.1</b>
2065/66	-	-	-	15112700	-	-	-	-	2399815.73	96338	<b>17608853.73</b>
2066/67	-	-	-	15936250	-	-	-	-	191060	33897	<b>16161207</b>
2067/68	-	-	-	16327950	-	-	-	-	1931060	33897	<b>18292907</b>
2068/69	-	-	-	18716855	-	-	-	-	-	1230805	<b>19947660</b>
2069/70	-	-	-	-	-	-	-	-	-	-	<b>24058600</b>
2070/71	-	-	-	-	-	-	-	-	-	-	<b>21354654</b>
2071/72	-	-	-	-	-	-	-	-	-	-	<b>22597179.95</b>
2072/73	-	-	-	-	-	-	-	-	-	-	<b>41100913.43</b>
2073/74	-	-	-	-	-	-	-	-	-	-	<b>26287875.00</b>

**Note:** Others include application fee, sales from books and forms, tender fee, dividend and misc.